


2009-10 SEASON-IN-REVIEW





PITTSBURGH PENGUINS

2 0 0 9 - 2 0 1 0

SEASON-IN-REVIEW

Table of Contents

Section One . . . Regular-Season Review

Section Two Playoff Review


Section Three Player Bios

Section Four Playoff History



2009.10 REGULAR-SEASON REVIEW

SECTION ONE



PITTSBURGH PENGUINS

2009-10 NOTES

BODY OF WORK

The Penguins completed their 42nd season of NHL competition with one of the most memorable years in team history. Pittsburgh finished the season with a 47-28-7 record for 101 points — breaking the 100-point mark for the sixth time in club history and third time in the last four seasons.

The 47 total wins tied for the third-most in franchise history. The team's 101 points were two more than they recorded last year during their Stanley Cup championship season.

The Penguins earned the No. 4 seed and home-ice advantage in the opening round of the playoffs, a six-game triumph over the Ottawa Senators.

DAN THE MAN

In his first full NHL season behind the bench, head coach Dan Bylsma oversaw one of the most successful regular seasons in Penguins history. He directed the team to a 47-28-7 record for 101 points and the fourth seed in the Eastern Conference. The 47 wins ties for third most in franchise history.

Bylsma picked up his 50th career win in only his 78th game with the Penguins in a 2-1 victory at Philadelphia on Jan. 24 to become the eighth-fastest coach in NHL history to reach 50 wins, trailing only Tom Johnson (67), Bep Guidolin (69), Pat Burns (75), Todd McLellan (76), Mike Kennan (77), Pat Quinn (77) and Pete Green (77).

Since the Stanley Cup-winning head coach was promoted to Pittsburgh on Feb. 15, 2009, the Penguins are 65-31-11 in the regular season; 35-13-5 at home; 30-18-6 on the road; 39-3-3 when leading after two periods; 41-1-1 when scoring four or more goals; and 42-9-6 when scoring first.

HOT START

The Penguins opened the season with one of the best starts in franchise history until a rash of injuries decimated the roster in early November. Pittsburgh opened the year with an 11-2 mark and tied an NHL record for most victories in the month of October (11).

The Penguins recorded the most wins (9) and tied for the most points (18) in NHL history through the first 10 games of a season (9-1) for a team that won the Stanley Cup the previous year. Their 18 points tied the 1984-85 Edmonton Oilers (8-0-2-18) and 1992-93 Penguins (8-0-2-18).

Pittsburgh won its first seven road games of the season, which tied a team-record for consecutive road wins (March 14 to April 9, 1993). The Penguins also recorded their 25th victory in their 36th game of the year (25-10-1), marking the fastest pace in franchise history to the 25-win mark.

HAT TRICKIN'

The Penguins picked up six hat tricks on the season, most in the Eastern Conference (second in the league). Those recording three goals for Pittsburgh this year are Sidney Crosby (3: Oct. 28 vs. Montreal; Nov. 28 vs. NY Rangers; Feb. 1 vs. Buffalo), Evgeni Malkin (2: Dec. 23 vs. Ottawa; Jan. 19 vs. NY Islanders) and Mike Rupp (1: Nov. 30 at NY Rangers).

Crosby's three hat tricks were the most in the NHL and the most in a season by a Penguin since Alex Kovalev accomplished the feat (2001-02).

PITTSBURGH PENGUINS

2009-10 NOTES

ROCKET MAN

Sidney Crosby already owns a Hart Trophy (MVP), Art Ross (scoring champion), Lester B. Pearson (outstanding player voted by peers) and a Stanley Cup title. Now the youngest captain ever to lead his club to an NHL championship can add the Rocket Richard Trophy to his mantle as the NHL's goal scoring champion.

Using a new stick this season and adopting a "shooter's mentality," Crosby racked up 51 goals on the season, which both set a career high (39, 2005-06) and paced the league. Crosby became only the second Penguin to lead the league in goal scoring and first since Mario Lemieux (69, 1995-96).

Crosby, who became the eighth Penguin to score 50 goals in a season, tied Steven Stamkos (51) on the final day of the regular season to claim co-ownership of the Rocket Richard when he scored his 50th and 51st goals at NY Islanders on April 11. Crosby's 51 goals are the most scored by a Penguin since Jaromir Jagr posted 52 in the 2000-01 season.

MASTER OF THE DRAW

Sidney Crosby improved dramatically in the faceoff circle this season to become one of the best in the league on the draw. He led the NHL with 1,001 wins and placed 11th in the league with a 55.9-winning percentage. His 1,001 wins were 137 more than the second-place finisher (864, Mikko Koivu, Minnesota).

I AM IRON MAN

Jordan Staal has an active streak of 302 consecutive games played. His 302-game streak ranks second in club history behind Ron Schock (313). In four full NHL seasons Staal has never missed a game due to injury. He's played 327 of a possible 328 games in his career.

HIT PARADE

With all the high-end talent on the Penguins roster, it is often overlooked how well the team executes the intangibles of the game.

The Penguins ranked third in the NHL with 2,154 hits on the season. Three players finished in the top 20 in the league in hits: Brooks Orpik (255, 6th), Mike Rupp (198, 18th) and Craig Adams (197, 19th).

Pittsburgh also finished ninth in the league with 1,182 blocked shots.

TODAY'S SPECIAL

The Penguins special teams were thriving in the latter portion of the season.

Pittsburgh's penalty killing units ranked ninth in the NHL (84.1 percent) and second in the NHL on the road (85.3). Heading into the playoffs the team killed off 66 of its last 75 times shorthanded (88 percent).

Meanwhile, the Penguins power play also started to peak in the last quarter of the year. Over the last 22 games, the power play was clicking at a 20.5-percent success rate (17 for 83).

PITTSBURGH PENGUINS

2009-10 NOTES

THE GOLD STANDARD

The Penguins had five players compete for gold in the 2010 Winter Olympic Games in Vancouver.

Three players earned medals in the tournament with Sidney Crosby and Marc-Andre Fleury getting gold medals for Team Canada, while Brooks Orpik collected silver with Team USA. Evgeni Malkin and Sergei Gonchar participated for Team Russia.

Crosby clinched gold for Canada when he scored the overtime medal-winning goal in the Gold Medal Game against Team USA. Crosby chipped in seven points (4G-3A) in seven games for Canada.

Crosby threw his equipment into the air after scoring the goal, and the gear went missing. Fortunately, his stick and gloves were recovered sometime after and were returned to Crosby, their rightful owner.

Meanwhile, Malkin was Russia's leading scorer with six points (3G-3A) in four games.

FOND FAREWELL

The Penguins completed their final regular season at Mellon Arena. Built in 1961 and housing the Penguins since 1967, "The Igloo" is in its 48th season of operation and is the oldest arena in the NHL. During its tenure Mellon Arena has hosted four Stanley Cup Finals, the 1990 NHL All-Star Game, the 1997 NHL Entry Draft, the NCAA men's and women's basketball tournaments and popular acts as far back as Elvis Presley and Frank Sinatra.

In 42 hockey seasons at Mellon Arena, the Penguins played 1,667 regular-season games, with an 858-576-205 record, scoring 6,134 goals and allowing 5,369 goals against. The Penguins played in 135 postseason games at Mellon Arena and boasted an 80-55 mark.

Next season the Penguins will move across the street into the brand new state-of-the-art Consol Energy Center.

FULL HOUSE

The Penguins have sold out 166 consecutive games at Mellon Arena (including the playoffs), a streak that dates back to Feb. 14, 2007 vs. Chicago.

Seating capacity is 16,940, and the standing-room only capacity is 17,132. In 2007-08, the Penguins sold out every home game for the first time since the franchise's inception in 1967. Pittsburgh has filled Mellon Arena for every game for three-plus seasons.

This year the Penguins have sold out all 41 regular-season and all seven postseason home games for a total attendance of 820,135 (avg. 17,086).

2009-10 PENGUINS MILESTONES/NOTABLE DATES

Sept. 10 – The Penguins visited President Barack Obama at the White House.

Sept. 29 – The Penguins players, coaches and staff received their 2009 Stanley Cup championship rings. Each ring contained 167 diamonds totaling 4.50 carats and 100 grams of gold.

Oct. 2 – The Penguins raised their 2009 Stanley Cup championship banner as part of a spectacular pre-game ceremony in their final home opener at Mellon Arena. Pittsburgh then bested the New York Rangers, 3-2.

Oct. 3 – Sidney Crosby notched a goal and an assist against the New York Islanders to hit the 400-career point plateau. Crosby became the sixth fastest player in NHL history to hit 400 points (292 games), trailing only Wayne Gretzky (197), Mario Lemieux (240), Peter Stastny (247), Eric Lindros (277) and Mike Bossy (283). Crosby also tallied the game-clinching shootout goal to lift the Penguins over New York, 4-3, spoiling 2009 No. 1-overall draft pick John Tavares' NHL debut.

Oct. 7 – Pittsburgh is named Sporting News' "Best Sports City" following championships in 2009 by the Penguins and Pittsburgh Steelers. Additionally, the magazine named Sidney Crosby the best current player in the NHL. Evgeni Malkin finished third in the voting.

Oct. 7 – Ruslan Fedotenko appeared in his 600th career game against the Phoenix Coyotes.

Oct. 7 – Penguins signed 2009 first-round draft pick Simon Despres to a three-year entry-level contract.

Oct. 10 – Matt Cooke scored his 100th career goal when he beat Vesa Toskala 3:20 into the first period of a 5-2 Penguins' victory over the Toronto Maple Leafs.

Oct. 12 – Jay McKee recorded his first point as a Penguin when he assisted on Tyler Kennedy's second-period score in a 4-1 victory over the Ottawa Senators.

Oct. 14 – The Penguins concluded a four-game, seven-day road trip with a perfect 4-0 record after defeating the Carolina Hurricanes, 3-2, in a shootout at the RBC Center. Pittsburgh also defeated Philadelphia (5-4), Toronto (5-2) and Ottawa (4-1). Mike Rupp scored his first goal as a Penguin to open the scoring.

Oct. 20 – With his assist on Alex Goligoski's third-period goal, Sidney Crosby surpassed Ron Schock for sole possession of 10th place on the team's all-time scoring list with 405 points as the Penguins defeated the St. Louis Blues, 5-1.

Oct. 20 – Marc-Andre Fleury set a personal-best eight-game winning streak in the Penguins' 5-1 victory over St. Louis to start the season a perfect 8-0.

Oct. 21 – The Penguins announced Sergei Gonchar would miss four-to-six weeks after suffering a broken left wrist the night before against the St. Louis Blues following a hit by David Backes.

Oct. 23 – The Penguins recorded their season-best seventh-consecutive victory with a 3-2 shootout defeat of the Florida Panthers. Sidney Crosby, playing in his 300th NHL game, notched the first shorthanded tally of his career when he tied the game, 2-2, with 3:19 to play in the third period. Brent Johnson picked up his first victory in a Penguin uniform by making 27 saves.

Oct. 23 – The Penguins' 3-2 shootout win over the Panthers also allowed them to tie the 1984-85 Edmonton Oilers (8-0-2) and the 1992-93 Penguins (9-0-1) for the most points (18) after 10 games for a defending Stanley Cup champion. Their nine wins in 10 games are the most for a defending champion in that time frame.

Oct. 28 – In the 125th consecutive sellout at Mellon Arena, Sidney Crosby recorded the third hat trick of his career (Oct. 28, 2006, at Philadelphia; Nov. 29, 2008 vs. New Jersey) in a 6-1 victory over the Montreal Canadiens. Crosby also recorded an assist for his first four-point effort of 2009-10. Chris Bourque recorded his first career assist on Chris Kunitz's third-period goal.

Oct. 29 – The Penguins announced reigning Art Ross Trophy winner Evgeni Malkin would miss two-to-three weeks with a shoulder strain.

Oct. 30 – The Penguins set a new team record for victories in the month of October with 11 when they defeated the Columbus Blue Jackets, 4-3, in a shootout at Nationwide Arena. Alex Goligoski's goal allowed him to set a new career high with points in seven-straight games (Oct. 14-30) for eight total (4G-4A).

Oct. 30 – The 11 wins registered by the Penguins in October tied the league record for most wins in the first month of the season. The previous teams to accomplish this: New York Islanders in 1982; the New York Rangers in 1990; and the Detroit Red Wings in 2001 and 2005.

Oct. 30 – Defenseman Martin Skoula registered his first point with the Penguins (an assist).

Nov. 3 – A 4-3 victory over the Anaheim Ducks at Honda Center allowed the Penguins to tie a team record with their seventh-consecutive road victory. Pittsburgh previously won seven in a row away from Mellon Arena from March 14-April 9, 1993, during a streak which saw the Penguins establish an NHL record with 17 consecutive victories overall.

Nov. 3 – Bill Guerin played in his 1,200th NHL game as the Penguins defeated the Anaheim Ducks, 4-3.

Nov. 5 – Jordan Staal played in his 236th consecutive game against the Los Angeles Kings, moving him past defenseman Ron Stackhouse into fourth place on the team's all-time consecutive games played list. Chris Conner recorded his first point as a Penguin when he assisted on Staal's first-period goal.

Nov. 10 – Deryk Engelland made his NHL debut in a 3-0 loss to the Boston Bruins at TD Garden. Engelland led the Penguins with five hits in 19:20 of ice time.

Nov. 14 – Evgeni Malkin returned to the lineup after missing seven games with a shoulder strain and proceeded to register three assists, including the 200th of his NHL career on Jay McKee's first goal as a Penguin in the first period of a 6-5 come-from-behind overtime victory against the Boston Bruins at Mellon Arena. Bill Guerin sent the game into overtime with his game-tying score with 0.4 seconds remaining in regulation.

Nov. 14 – Pascal Dupuis notched his 100th career goal when he scored 1:24 into overtime to secure the Penguins' 6-5 overtime win against the Boston Bruins. Dupuis also scored in the opening period, a goal set up by Ben Lovejoy's first career NHL assist. Forward Mark Letestu went scoreless in 8:16 of ice time in his NHL debut.

Nov. 16 – Martin Skoula picked up his first goal as a member of the Penguins in the third period of a 5-2 victory over the Anaheim Ducks. Deryk Engelland recorded his first career NHL assist on Jordan Staal's second-period shorthanded tally.

Nov. 16 – Nate Guenin, a Hopewell High School graduate, became the third Pittsburgh native to suit up for the Penguins (Bill Thomas, 2008-09; Ryan Malone, 2003-08) when he went scoreless in 14:42 of ice time in a 5-2 defeat of the Anaheim Ducks.

Nov. 18 – The Penguins announced they are teaming with Horizon Hospitality to build Cambria Suites hotel, a 142-suite hotel located on Centre Avenue, adjacent to Consol Energy Center.

Nov. 19 – Captain Sidney Crosby became one of 12,000 Canadians to carry the Vancouver 2010 Olympic Torch when he marched with the torch for three miles through downtown Halifax in his native province of Nova Scotia, Canada.

Nov. 19 – Maxime Talbot, the hero of the Penguins Game 7 victory in the 2009 Stanley Cup Final, made his season debut in a 6-2 loss to the Ottawa Senators following offseason shoulder surgery. Defenseman Sergei Gonchar also returned to the lineup after missing 12 contests with a broken left wrist.

Nov. 23 – Sidney Crosby picked up his fifth career overtime goal, moving him into sole possession of third place on the team's all-time overtime goals list, as the Penguins defeated the Florida Panthers, 3-2.

Nov. 25 – Sidney Crosby notched a goal and an assist in a 3-1 victory over the Montreal Canadiens. Crosby's goal gave him 154 for his career, moving him into 10th place on the team's all-time goal scoring list, surpassing Joe Mullen, while his assist gave him 278, moving him past Ron Stackhouse into 10th place on the team's all-time assists list.

Nov. 27 – Head athletic trainer Chris Stewart worked his 1,000th professional game during the Penguins' 3-2 loss to the New York Islanders at Nassau Coliseum.

Nov. 28 – Sidney Crosby collected his first career five-point game (also has two six-point games) (3G-2A) and fourth career hat trick during the Penguins' 8-3 defeat of the New York Rangers. It was Crosby's second hat trick of the season. Crosby's first goal gave him 155 for his career, allowing him to move into 9th place on the team's all-time goal scoring list, surpassing Mark Recchi.

Nov. 30 – Sidney Crosby was named NHL First Star of the Week (for the week ending Nov. 29) after picking up eight points (5G-3A) in four games, including his fourth career hat trick on Nov. 28.

Nov. 30 – Mike Rupp recorded his first career hat trick, establishing a single-season career high with eight goals, as the Penguins bested the New York Rangers, 5-2. Rupp's three-goal performance gave the Penguins back-to-back hat tricks for the first time since Alexei Kovalev on Nov. 13-14, 2001. Brooks Orpik appeared in his 400th NHL game.

Nov. 30 – Sidney Crosby's assist on Mike Rupp's third-period goal gave him 281 for his career, moving him into 9th place on the team's all-time assists list.

Dec. 7 – Mike Rupp's goal gave him a career-high 12 points during the Penguins' 3-2 loss to the Carolina Hurricanes.

Dec. 10 – Jay McKee picked up his 100th career assist when he helped set up Pascal Dupuis' goal. Eric Godard dressed for his 300th career game during the Penguins' 3-2 victory over the Montreal Canadiens.

Dec. 15 – Jordan Staal scored his 10th career shorthanded goal, moving him into a tie with Phil Bourque and Max Talbot for 7th place on the team's all-time list as the Penguins defeated the Philadelphia Flyers, 6-1.

Dec. 17 – Jordan Staal appeared in his 255th-consecutive contest, moving him past Evgeni Malkin into fourth place on the team's all-time consecutive games played list as the Penguins beat the Philadelphia Flyers, 3-2 in a shootout.

Dec. 18 – Forbes magazine ranks Penguins fans the best in the NHL.

Dec. 19 – The Penguins defeated the Buffalo Sabres, 2-1 in a shootout, to record their 25th victory of the season in just their 36th game, the fastest a Penguins' team reached 25 wins in a season.

Dec. 21 – Marc-Andre Fleury was named the NHL Second Star of the Week (for the week ending Dec. 20) after posing a 3-0 record, 1.26 goals-against average and .957 save percentage in three contests.

Dec. 23 – Evgeni Malkin recorded his fourth career hat trick while Chris Kunitz (1G-3A) and Bill Guerin (2G-2A) each tied a team record with four points in one period as the Penguins crushed the Ottawa Senators, 8-2.

Dec. 23 – Sidney Crosby's assist on Bill Guerin's second-period goal gave him 288 for his career, moving him into 8th place on the team's all-time assists list, surpassing Jean Pronovost. Crosby also notched his 443rd career point, moving him past Paul Coffey and Martin Straka into 8th place on the team's all-time points list.

Dec. 25 – Evgeni Malkin and Sergei Gonchar were selected to represent Team Russia at the 2010 Olympic Games. It was Gonchar's fourth selection and the second for Malkin.

Dec. 30 – Sidney Crosby and Marc-Andre Fleury earned their first Olympic berths when they were named to the Canadian Olympic Team.

Jan. 1 – Brooks Orpik was named to the United States Olympic Team for the first time in his career.

Jan. 3 – Matt Cooke appeared in his 700th NHL game, picking up an assist as the Penguins suffered a 6-2 setback to the Florida Panthers.

Jan. 6 – Chris Kunitz underwent successful abdominal surgery which would sideline him for 15 games.

Jan. 7 – Luca Caputi recorded his first career NHL assist on Sidney Crosby's second-period goal during the Penguins' 7-4 loss to the Philadelphia Flyers.

Jan. 13 – Sidney Crosby picked up his 30th goal of the season in just his 47th game, the fastest he has reached 30 goals in his five-year career, during the Penguins' 3-1 victory over the Calgary Flames. Crosby has hit the 30-goal mark in four of his five NHL seasons.

Jan. 14 – Jordan Staal established a single-game career high with three assists, which included his 150th career point, as the Penguins came from behind to beat the Edmonton Oilers, 3-2, at Rexall Place.

Jan. 16 – The Penguins signed goaltender Alexander Pechurski to a one-game amateur tryout contract. The 19-year-old rookie goaltender, making his NHL debut, was named the game's No. 3 star after stopping 12 of 13 shots in relief as the Vancouver Canucks defeated the Penguins, 6-2.

Jan. 16 – The Penguins finished their season-long (tied) five-game road swing, which included a trek through Western Canada, with a 3-2 record. Pittsburgh defeated Toronto (4-1), Edmonton (3-2) and Calgary (3-1), while suffering losses at Minnesota (4-3) and Vancouver (6-2).

Jan. 19 – Sidney Crosby tied his single-game career high with six points (2G-4A) while Evgeni Malkin notched his fifth career hat trick, and second of the season, as the Penguins defeated the New York Islanders, 6-4, at Mellon Arena. Crosby's fourth assist gave him 296 for his career, moving him into 7th place on the team's all-time assists list, surpassing Kevin Stevens.

Jan. 19 – Mark Eaton appeared in his 500th NHL game while assistant coach Mike Yeo returned to the bench following an eight-game absence due to an undisclosed health issue.

Jan. 21 – Nick Johnson scored his first NHL goal in his NHL debut while Ruslan Fedotenko tied his single-game career high with three assists during the Penguins' 6-3 loss to the Washington Capitals.

Jan. 24 – Head coach Dan Bylsma picked up his 50th career regular-season victory in just his 78th game, making him the eighth-fastest coach in NHL history to reach that mark, during the Penguins' 2-1 defeat of the Philadelphia Flyers at the Wachovia Center. The victory also allowed the Penguins to sweep all three games in Philadelphia for the second time in team history (4-0 in 2006-07).

Jan. 25 – Sidney Crosby was named NHL Third Star of the Week (for the week ending Jan. 24) after picking up eight points (3G-5A) in three games.

Jan. 25 – Chris Conner, recalled earlier in the afternoon, notched his first career two-goal game to lead the Penguins to a 4-2 victory over the New York Rangers.

Jan. 28 – Jordan Staal became the youngest player in NHL history to appear in 300 career games (21 years, 140 days) during the Penguins' 4-1 loss to the Ottawa Senators. Ruslan Fedotenko picked up his 300th NHL point when he assisted Evgeni Malkin's first-period goal.

Jan. 28 – The Penguins signed prospect forward Joe Vitale to a two-year contract extension through the 2011-12 season.

Jan. 31 – Sidney Crosby and Evgeni Malkin scored in the shootout to secure the Penguins a 2-1 victory over the Detroit Red Wings in a rematch of the last two Stanley Cup Finals. Crosby's second-period goal gave him 166 for his career, allowing him to surpass Martin Straka for 7th place on the team's all-time goal scoring list.

Feb. 1 – Sidney Crosby recorded his league-leading third hat trick of the season, and the fifth of his career, to lead the Penguins to a 5-4 comeback win over the Buffalo Sabres. Mark Letestu notched his first career NHL goal 47 seconds into the contest.

Feb. 1 – Jordan Staal appeared in his 277th consecutive game, surpassing Nick Harbaruk to move into second place on the team's all-time consecutive games played list.

Feb. 6 – Sidney Crosby notched his 300th NHL assist on Bill Guerin's second-period goal while Evgeni Malkin tallied his fourth consecutive 20-goal campaign as the Penguins suffered a 5-3 loss to the Montreal Canadiens.

Feb. 7 – Sidney Crosby tallied twice to tie his single-season career high with 39 goals as the Penguins fell in overtime to the Washington Capitals, 5-4. The Penguins survived an arduous trip from Montreal the night before, which included a detour to Newark, N.J., followed by a five-hour bus ride to Washington. The team did not arrive in Washington until 2:15 a.m. – less than 10 hours prior to the noon puck drop.

Feb. 7 – Chris Kunitz returned to the lineup after missing 15 games following abdominal surgery.

Feb. 10 – Brooks Orpik notched his 18th assist of the season on Chris Kunitz's second-period goal, establishing a new single-season career high, while Mark Eaton collected his 10th assist of the season on Evgeni Malkin's second-period goal, establishing a single-season career high, as the Penguins defeated the New York Islanders, 3-1.

Feb. 11 – The Penguins acquired defenseman Steve Wagner from the St. Louis Blues in exchange for defenseman Nate Guenin.

Feb. 12 – Sidney Crosby established a single-season career high by scoring his 40th goal during the Penguins' 3-2 overtime loss to the New York Rangers.

Feb. 16 – The Penguins sent five Olympians to the 2010 Winter Games in Vancouver: Brooks Orpik (United States); Sidney Crosby and Marc-Andre Fleury (Canada); Evgeni Malkin and Sergei Gonchar (Russia).

Feb. 28 – Sidney Crosby secured the gold medal for Team Canada with his overtime winner 7:40 into the extra frame in a 3-2 victory over Team USA in the Gold Medal Game at the 2010 Olympics. Marc-Andre Fleury (Canada) also took home a gold medal while Brooks Orpik (United States) earned a silver medal.

March 1 – The Penguins acquired defenseman Jordan Leopold from the Florida Panthers in exchange for a 2010 second-round draft choice.

March 2 – The Penguins returned from the Olympic break to post a 3-2 victory over the Buffalo Sabres in the 150th consecutive sellout at Mellon Arena (including postseason). Defenseman Jordan Leopold made his Penguins debut.

March 2 – Sergei Gonchar became the first Russian defenseman in NHL history to collect 200 career goals with his first-period power-play tally in a 3-2 defeat of the Buffalo Sabres.

March 2 – The Penguins acquired forward Alexei Ponikarovsky and a 2010 sixth-round draft pick from the Toronto Maple Leafs in exchange for forward Luca Caputi and defenseman Martin Skoula.

March 3 – The Penguins acquired a 2010 sixth-round draft pick from the Toronto Maple Leafs in exchange for prospect Chris Peluso.

March 4 – Evgeni Malkin's game-winning goal in overtime extended his career-high scoring streak to 15 games (9+15=24) and allowed the Penguins to finish with an unbeaten mark (5-0-1) against the New York Rangers following a 5-4 overtime victory.

March 4 – Alex Goligoski scored a goal in his 100th NHL game.

March 6 – Alexei Ponikarovsky scored his first goal as a Penguin in his Pittsburgh debut, Jordan Leopold notched his first point as a Penguin with an assist, Alex Goligoski collected his 50th NHL point with an assist and Marc-Andre Fleury notched his third career 30-win campaign as the Penguins defeated the Dallas Stars, 6-3.

March 6 – Three players hit career games played milestones during the Penguins' 6-3 victory over the Dallas Stars: Mike Rupp (400), Evgeni Malkin (300) and Kris Letang (200).

March 11 – Bill Guerin notched his 850th NHL point by scoring a goal during the Penguins' 4-3 overtime loss to the Carolina Hurricanes. Mark Eaton established a career high by picking up his 14th point of the season with an assist on Jordan Staal's first-period tally.

March 14 – Evgeni Malkin suffered a foot injury during the second period of a 2-1 defeat of the Tampa Bay Lightning, beginning a stretch where he would miss seven of eight games. Pascal Dupuis tallied his 17th goal of the season in the third period to extend his scoring streak to five games (3+3=6), tying a career high. Bill Guerin appeared in his 1,250th NHL game.

March 17 – Marc-Andre Fleury appeared in his 291st game, moving him into second place on the team's all-time games played list by a goaltender, surpassing Denis Herron.

March 18 – The Penguins announced the retirement of CEO Ken Sawyer, effective Aug. 31. Team president David Morehouse was given the additional role of CEO as Sawyer's successor.

March 18 – Marc-Andre Fleury stopped 17 shots to earn the 16th shutout of his career, and first of the season, as the Penguins defeated the Boston Bruins, 3-0. The victory allowed the Penguins to finish their season-long (tied) five-game road trip with a 2-2-1 record. Brooks Orpik established single-season career highs with his 20th point and 19th assist, and Kris Letang established a single-season career high with his 24th assist.

March 20 – Jordan Staal tallied a power-play goal in the second period to record the third 20-goal campaign of his four-year career during the Penguins' 3-2 overtime loss to the Carolina Hurricanes.

March 22 – Chris Kunitz notched his 100th NHL goal as the Penguins suffered a 3-1 setback to the Detroit Red Wings in Pittsburgh's first visit to Joe Louis Arena since capturing the 2009 Stanley Cup with a 2-1 Game 7 defeat on June 12, 2009.

March 27 – The Penguins began the final six-game regular-season homestand at Mellon Arena by besting the archrival Philadelphia Flyers, 4-1.

March 28 – Craig Adams picked up his 100th NHL point with an assist, Maxime Talbot played in his 300th NHL game, Alexei Ponikarovsky collected his 150th NHL assist and Brooks Orpik established a single-game career high with three assists as the Penguins defeated the Toronto Maple Leafs, 5-4 in a shootout, on Pascal Dupuis' first game-deciding shootout goal as a Penguin.

March 30 – Defenseman Kris Letang signed a four-year contract extension to keep him with the team through the 2013-14 season.

March 31 – Jay McKee appeared in his 800th NHL game as the Penguins fell to the Tampa Bay Lightning, 2-0.

April 3 – Jordan Leopold collected his first goal as a Penguin 2:10 into overtime while Evgeni Malkin (out 7 of 8 games with a foot injury) and Sergei Gonchar (missed four games due to illness) each posted a goal and an assist in their return to the lineup as the Penguins came from behind to beat the Atlanta Thrashers, 4-3. Malkin's goal was his 59th career power-play tally, moving him into a tie with Paul Gardner and Mike Bullard for 8th place on the team's all-time power-play goals list.

April 6 – Marc-Andre Fleury appeared in his 300th NHL game while, Mark Eaton established a career high by appearing in his 76th game of the season as the Penguins suffered a 6-3 setback to the Washington Capitals.

April 8 – The Penguins defeat the New York Islanders, 7-3, in the final regular-season contest at Mellon Arena. Prior to the game the Penguins held a ceremony honoring more than 50 alumni, including Hall of Famers Mario Lemieux, Paul Coffey, Brian Trottier, Craig Patrick and Larry Murphy.

April 8 – Sidney Crosby became the third-youngest player (22 years, 244 days) in NHL history to reach 500 points when he picked up an assist on Bill Guerin's second-period goal.

April 8 – Bill Guerin scored the final goal in regular season history at Mellon Arena when he tallied 1:46 into the third period. Pascal Dupuis and Sidney Crosby picked up the assists.

April 11 – Eric Tangradi made his NHL debut.

April 11 – Sidney Crosby scored his 50th and 51st goals of the season to win his first ever Rocket Richard Trophy as the NHL goal-scoring leader. Crosby is the second Penguin (Mario Lemieux) to lead the league in goals, and eighth Penguin to score 50 goals in a season.

Apr. 13 – Goaltender Brent Johnson signed a two-year contract extension through the 2011-12 season.

- Apr. 14** – Alex Goligoski scored his first NHL postseason goal in the third period of the Penguins' 5-4 Game 1 setback to the Ottawa Senators at Mellon Arena.
- Apr. 14** – Defenseman Carl Sneed and goaltender Patrick Killen signed entry-level contracts that begin with the 2010-11 season.
- Apr. 16** – Kris Letang scored the game-winning goal at the 15:48 mark of the third period to give the Penguins a 2-1 victory in Game 2 at Mellon Arena, evening the quarterfinals series with Ottawa at 1-1.
- Apr. 18** – Sergei Gonchar picked up his 50th career postseason assist as the Penguins defeated the Ottawa Senators, 4-2, in Game 2 of their quarterfinals series at Scotiabank Place.
- Apr. 20** – Jordan Staal is named one of three finalists for the Frank J. Selke Trophy, which goes to the NHL's top defensive forward.
- Apr. 20** – The Penguins established a franchise postseason record by scoring five times in the second period (Sidney Crosby, 2; Matt Cooke; Maxime Talbot; Chris Kunitz) of a 7-4 victory over the Ottawa Senators at Scotiabank Place. The Penguins and Senators equaled a franchise record by scoring a combined eight goals (previous achieved May 8, 1993 vs. NY Islanders; Pitt 4, NYI 4) during the second period (Pitt 5, Ott 3).
- Apr. 20** – Sidney Crosby tied a single-game postseason high with four points (2G-2A) in a 7-4 Penguins' win over the Ottawa Senators.
- Apr. 22** – Marc-Andre Fleury stopped 44 shots but Ottawa's Matt Carkner scored 7:06 into the third overtime to give the Senators a 4-3 victory in the fourth-longest postseason contest in Penguins history in Game 5 at Mellon Arena.
- Apr. 24** – Pascal Dupuis' goal 9:56 into the first overtime gave the Penguins a 4-3 come-from-behind victory as they eliminated the Ottawa Senators, 4-2, in Game 6 at Scotiabank Place. The Penguins battled back from an early 3-0 deficit and forced overtime behind two goals from Matt Cooke and one from Bill Guerin.
- Apr. 29** – Sidney Crosby is named one of three finalists for the Hart Trophy as NHL MVP.
- Apr. 30** – The Penguins tied a franchise record by scoring four power-play goals (Sergei Gonchar, Jordan Staal, Kris Letang, Alex Goligoski) in a 6-3 defeat of the Montreal Canadiens in Game 1 of the Eastern Conference semifinals at Mellon Arena.
- May 2** – Jordan Staal, who lacerated a tendon in his foot and had to leave early during Game 1, missed his first career NHL game because of injury, ending a streak of 357 consecutive games played including the postseason.
- May 2** – Matt Cooke established a career high with his fourth goal of the postseason as the Penguins fell, 3-1 to the Montreal Canadiens in Game 2, evening the quarterfinals series at 1-1.
- May 4** – Marc-Andre Fleury stopped all 18 shots he faced to pick up his fourth career postseason shutout as the Penguins defeated the Montreal Canadiens, 2-0, to take a 2-1 series lead at Bell Centre.
- May 4** – Mark Letestu made his NHL postseason debut, registering two shots on goal in 12:42 minutes of ice time, during the Penguins' 2-0 victory in Game 3.
- May 6** – Jordan Staal made a quick recovery following a procedure to repair a lacerated tendon in his foot as he returned to the lineup one week after surgery during Montreal's 3-2 victory over the Penguins in Game 4 at Bell Centre.
- May 8** – Head coach Dan Bylsma tied Hall of Famer Scotty Bowman for first place on the team's all-time postseason wins list with 23 as the Penguins took a 3-2 series lead over the Montreal Canadiens after a 2-1 victory at Mellon Arena.
- May 8** – Mark Letestu picked up his first NHL postseason assist when he helped set up Sergei Gonchar's second-period goal during the Penguins' 2-1 Game 5 victory.
- May 10** – Kris Letang equaled Larry Murphy's franchise postseason record for goals in a season by a defenseman when he tallied for the fifth time in 2010 as the Penguins suffered a 4-3 setback to the Montreal Canadiens in Game 6 at Bell Centre.
- May 12** – Despite goals from Chris Kunitz and Jordan Staal the Penguins fell to the Montreal Canadiens, 5-2, in Game 7 of the Eastern Conference semifinals in what proved to be the final game in the history of Mellon Arena. Staal scored the Penguins' final goal at the Igloo with 3:30 minutes to play in the second period. Montreal's Brian Gionta tallied the final goal at the 10-minute mark of the third period.
- May 19** – Defenseman Deryk Engelland signed a one-year contract extension through the 2010-11 season.
- May 23** – Evgeni Malkin earned All-Star team honors at the 2010 International Ice Hockey Federation World Championship after picking up five goals and two assists in five contests while helping the Russians earn a silver medal.

PITTSBURGH PENGUINS

FAST FACTS

Scoring First: 28-9-4
Opponent Scoring First: 19-19-3

Outshooting Opponent: 29-16-5
Outshot by Opponent: 14-12-2
Shots Even: 4-0-0

Leading After One Period: 20-3-3
Leading After Two Periods: 28-3-2
Trailing After One Period: 6-15-2
Trailing After Two Periods: 8-23-2

One-Goal Decisions: 24-7-7
Two-Goal Decisions: 5-6
Three or More Goal Decisions: 17-15

Scoring Five or More Goals: 18-0-0
Scoring Four Goals: 10-1-1
Scoring Three Goals: 14-6-3
Scoring Two or Less Goals: 5-21-3

Allowing Five or More Goals: 2-10-1
Allowing Four Goals: 5-7-3
Allowing Three Goals: 7-7-2
Allowing Two Goals or Less: 33-4-1

First-Half Record: 26-14-1
Second-Half Record: 21-14-6

Record by Month:

October: 11-3-0
November: 8-6-0
December: 7-5-1
January: 8-7-0
February: 2-1-3
March: 8-4-3
April: 3-2-0

Home Record: 25-12-4
Road Record: 22-16-3

Record in Back-to-Back Games:

First Game: 7-7-1
Second Game: 9-5-1

09-10 Overtime Record: 14-7
All-Time Overtime Record: 128-105-176

09-10 Shootout Record: 8-2

Record vs. Eastern Conference:

Vs. Atlantic Division: 15-8-1
Vs. Northeast Division: 14-6-0
Vs. Southeast Division: 9-7-4

Record vs. Western Conference:

Vs. Central Division: 3-1-2
Vs. Northwest Division: 3-3-0
Vs. Pacific Division: 3-3-0

GOALS

GOALS	1st	2nd	3rd	OT (SO)	TOTAL
FOR	77	89	77	6	249
AGAINST	68	85	77	5	235

SHOTS ON GOAL

SHOTS ON GOAL	1st	2nd	3rd	OT(SO)	TOTAL
FOR	820	938	869	61	2688
AGAINST	738	807	770	35	2350

PITTSBURGH PENGUINS

INDIVIDUAL LEADERS

Games Played		Even-Strength Goals		Faceoff Percentage	
Craig Adams	82	Sidney Crosby	36	Sidney Crosby	55.9
Jordan Staal	82	Jordan Staal	18	Jordan Staal	48.3
Four tied	81	Pascal Dupuis	18	Craig Adams	43.8
Points		Even-Strength Assists		Faceoffs Taken	
Sidney Crosby	109	Sidney Crosby	36	Sidney Crosby	1,791
Evgeni Malkin	77	Evgeni Malkin	33	Jordan Staal	1,324
Alexei Ponikarovsky	50	Jordan Staal	23	Craig Adams	562
Sergei Gonchar	50	Even-Strength Points		Goaltender — Games	
Goals		Sidney Crosby	72	Marc-Andre Fleury	67
Sidney Crosby	51	Evgeni Malkin	46	Brent Johnson	23
Evgeni Malkin	28	Jordan Staal	41	Goaltender — Wins	
Three tied	21	Power-Play Goals		Marc-Andre Fleury	37
Assists		Sidney Crosby	13	Brent Johnson	10
Sidney Crosby	58	Evgeni Malkin	13	Goals-Against Average	
Evgeni Malkin	49	Bill Guerin	11	Marc-Andre Fleury	2.65
Sergei Gonchar	39	Power-Play Assists		Brent Johnson	2.76
Shots		Sergei Gonchar	24	Save Percentage	
Sidney Crosby	298	Sidney Crosby	21	Brent Johnson	.906
Evgeni Malkin	268	Two tied	15	Marc-Andre Fleury	.905
Bill Guerin	227	Power-Play Points		Minutes Played	
Shooting Percentage		Sidney Crosby	34	Marc-Andre Fleury	1772
Sidney Crosby	17.1	Sergei Gonchar	30	Brent Johnson	1108
Mike Rupp	14.9	Evgeni Malkin	28	Shorthanded Goals	
Matt Cooke	14.3	Shorthanded Assists		Sidney Crosby	2
Penalty Minutes		Sidney Crosby	2	Evgeni Malkin	2
Mike Rupp	120	Jordan Staal	2	Shorthanded Points	
Matt Cooke	106	Shorthanded Assists		Sidney Crosby	3
Evgeni Malkin	100	Jay McKee	2	Evgeni Malkin	3
Average Ice Time		Seven Tied	1	Jordan Staal	3
Sergei Gonchar	24:23	Shorthanded Points			
Sidney Crosby	21:57	Sidney Crosby	3		
Kris Letang	21:33	Evgeni Malkin	3		
Game-Winning Goals		Jordan Staal	3		
Evgeni Malkin	7				
Sidney Crosby	6				
Pascal Dupuis	5				

2009-10 FINAL SEASON STATS

Player	GP	G	A	P	+/-	PIM	PP	SH	GW	GT	OT	S	S%	TOI/G	Sft/G	FO%
Sidney Crosby	81	51	58	109	15	71	13	2	6	0	1	298	17.1	21:57	23.5	55.9
Evgeni Malkin	67	28	49	77	-6	100	13	2	7	0	2	268	10.4	20:50	21	40
Sergei Gonchar	62	11	39	50	-4	49	6	0	3	0	0	138	8	24:23	26.5	0
Jordan Staal	82	21	28	49	19	57	1	2	1	0	0	195	10.8	19:23	23.6	48.3
Bill Guerin	78	21	24	45	-9	75	11	0	4	0	0	227	9.3	17:31	19.6	50
Pascal Dupuis	81	18	20	38	5	16	0	0	5	0	1	157	11.5	14:11	17.6	39.4
Alex Goligoski	69	8	29	37	7	22	2	0	0	0	0	98	8.2	21:25	24	0
Chris Kunitz	50	13	19	32	3	39	2	1	0	0	0	131	9.9	16:26	19.5	40
Matt Cooke	79	15	15	30	17	106	2	0	1	0	0	105	14.3	14:47	18.8	54.2
Ruslan Fedotenko	80	11	19	30	-17	50	3	0	3	0	0	158	7	14:39	17.8	35.7
Kris Letang	73	3	24	27	1	51	0	0	0	0	0	174	1.7	21:33	25.4	0
Tyler Kennedy	64	13	12	25	10	31	1	0	4	0	0	175	7.4	12:34	16.1	42.2
Brooks Orpik	73	2	23	25	6	64	0	0	0	0	0	61	3.3	20:05	24.8	0
Mike Rupp	81	13	6	19	5	120	0	0	1	0	0	87	14.9	9:02	11.7	44.1
Mark Eaton	79	3	13	16	5	26	0	0	1	0	0	65	4.6	19:45	26.1	0
Jay McKee	62	1	9	10	6	54	0	0	0	0	0	42	2.4	15:26	20.2	0
Craig Adams	82	0	10	10	-5	72	0	0	0	0	0	84	0	11:05	14.4	43.8
Alexei Ponikarovsky	16	2	7	9	-6	17	1	0	0	0	0	37	5.4	15:05	17.2	0
Jordan Leopold	20	4	4	8	5	6	0	0	2	0	2	26	15.4	20:26	25.3	0
Martin Skoula	33	3	5	8	-4	6	1	0	0	0	0	23	13	16:43	20.8	0
Maxime Talbot	45	2	5	7	-9	30	0	0	0	0	0	49	4.1	12:13	15.9	41.2
Chris Conner	8	2	1	3	-1	0	0	0	1	0	0	11	18.2	9:35	12.1	0
Eric Godard	45	1	2	3	2	76	0	0	0	0	0	17	5.9	4:11	5.9	100
Chris Bourque	20	0	3	3	-4	10	0	0	0	0	0	20	0	9:34	12	0
Ben Lovejoy	12	0	3	3	8	2	0	0	0	0	0	14	0	16:37	22.3	0
Nick Johnson	6	1	1	2	-2	2	0	0	0	0	0	7	14.3	10:06	11.7	100
Luca Caputi	4	1	1	2	-1	2	0	0	0	0	0	4	25	11:46	14	0
Deryk Engelland	9	0	2	2	-2	17	0	0	0	0	0	4	0	16:08	21	0
Mark Letestu	10	1	0	1	-2	2	0	0	0	0	0	9	11.1	9:37	12.7	55.4
Eric Tangradi	1	0	0	0	0	0	0	0	0	0	0	3	0	13:49	18	0
Tim Wallace	1	0	0	0	0	0	0	0	0	0	0	0	0	5:50	9	0
Nathan Guenin	2	0	0	0	-2	0	0	0	0	0	0	1	0	13:32	18.5	0
Dustin Jeffrey	1	0	0	0	0	0	0	0	0	0	0	0	0	8:35	10	0

GOALTENDERS

	Player	GP	GS	W	L	OT	SA	GA	GAA	Sv	Sv%	SO	G	A	PIM	TOI
1	Marc-Andre Fleury	67	66	37	21	6	1772	168	2.65	1604	.905	1	0	1	10	3,798:17
2	Brent Johnson	23	15	10	6	1	541	51	2.76	490	.906	0	0	1	0	1,108:08
3	Alexander Pechurski	1	0	0	0	0	13	1	1.67	12	.923	0	0	0	0	35:31
4	John Curry	1	1	0	1	0	14	5	12.50	9	.643	0	0	0	0	24:29

2009-10 PENGUINS HOME/ROAD SCORING

Player	Home:					Road:					Total:				
	GP	G	A	P	+/-	GP	G	A	P	+/-	GP	G	A	P	+/-
Sidney Crosby	40	34	38	72	23	41	17	20	37	-8	81	51	58	109	15
Evgeni Malkin	35	17	30	47	4	32	11	19	30	-10	67	28	49	77	-6
Bill Guerin	39	11	15	26	2	39	10	9	19	-11	78	21	24	45	-9
Jordan Staal	41	10	12	22	8	41	11	16	27	11	82	21	28	49	19
Pascal Dupuis	40	10	7	17	4	41	8	13	21	1	81	18	20	38	5
Ruslan Fedotenko	40	8	13	21	-7	40	3	6	9	-10	80	11	19	30	-17
Matt Cooke	40	8	7	15	11	39	7	8	15	6	79	15	15	30	17
Chris Kunitz	25	6	8	14	6	25	7	11	18	-3	50	13	19	32	3
Tyler Kennedy	33	6	6	12	3	31	7	6	13	7	64	13	12	25	10
Sergei Gonchar	29	5	22	27	3	33	6	17	23	-7	62	11	39	50	-4
Mike Rupp	40	5	4	9	5	41	8	2	10	0	81	13	6	19	5
Alex Goligoski	35	4	19	23	0	34	4	10	14	7	69	8	29	37	7
Jordan Leopold	10	3	3	6	5	10	1	1	2	0	20	4	4	8	5
Kris Letang	37	2	15	17	7	36	1	9	10	-6	73	3	24	27	1
Brooks Orpik	38	2	13	15	11	35	0	10	10	-5	73	2	23	25	6
Mark Eaton	38	2	5	7	13	41	1	8	9	-8	79	3	13	16	5
Alexei Ponikarovsky	9	1	5	6	-4	7	1	2	3	-2	16	2	7	9	-6
Maxime Talbot	21	1	4	5	-1	24	1	1	2	-8	45	2	5	7	-9
Jay McKee	32	1	2	3	0	30	0	7	7	6	62	1	9	10	6
Martin Skoula	19	1	2	3	-1	14	2	3	5	-3	33	3	5	8	-4
Luca Caputi	2	1	1	2	1	2	0	0	0	-2	4	1	1	2	-1
Nick Johnson	4	1	1	2	-1	2	0	0	0	-1	6	1	1	2	-2
Mark Letestu	8	1	0	1	1	2	0	0	0	-3	10	1	0	1	-2
Craig Adams	41	0	7	7	-3	41	0	3	3	-2	82	0	10	10	-5
Chris Bourque	9	0	2	2	-1	11	0	1	1	-3	20	0	3	3	-4
Ben Lovejoy	4	0	2	2	1	8	0	1	1	7	12	0	3	3	8
Eric Godard	20	0	1	1	2	25	1	1	2	0	45	1	2	3	2
Deryk Engelland	4	0	1	1	2	5	0	1	1	-4	9	0	2	2	-2
Eric Tangradi	0	0	0	0	0	1	0	0	0	0	1	0	0	0	0
Tim Wallace	0	0	0	0	0	1	0	0	0	0	1	0	0	0	0
Chris Conner	3	0	0	0	-2	5	2	1	3	1	8	2	1	3	-1
Nathan Guenin	1	0	0	0	-1	1	0	0	0	-1	2	0	0	0	-2
Dustin Jeffrey	1	0	0	0	0	0	0	0	0	0	1	0	0	0	0

2009-10

PENGUINS HOME/ROAD GOALTENDERS

Home	GP	GS	MIN	W	L	OTL	EGA	GA	GAA	SA	SV	SV%	SO
Marc-Andre Fleury	33	32	1858	19	8	4	2	77	2.49	822	745	0.906	0
Brent Johnson	12	9	617	6	4	0	4	30	2.92	312	282	0.904	0

Away	GP	GS	MIN	W	L	OTL	EGA	GA	GAA	SA	SV	SV%	SO
Marc-Andre Fleury	34	34	1941	18	13	2	2	91	2.81	950	859	0.904	1
Brent Johnson	10	5	427	3	2	1	2	16	2.25	191	175	0.916	0
John Curry	1	1	24	0	1	0	0	5	12.25	14	9	0.643	0
Alex Pechurski	1	0	36	0	0	0	0	1	1.69	13	12	0.923	0

2009-10 PENGUINS DIVISIONAL SCORING

Player	Dv GP	Dv G	Dv A	Dv P	Dv +/-	OD GP	OD G	OD A	OD P	OD +/-	Ttl GP	Ttl G	Ttl A	Ttl P	Ttl +/-
Sidney Crosby	24	19	25	44	14	57	32	33	65	1	81	51	58	109	15
Evgeni Malkin	21	14	13	27	0	46	14	36	50	-6	67	28	49	77	-6
Bill Guerin	22	6	8	14	5	56	15	16	31	-14	78	21	24	45	-9
Ruslan Fedotenko	23	5	6	11	-4	57	6	13	19	-13	80	11	19	30	-17
Chris Kunitz	15	5	6	11	2	35	8	13	21	1	50	13	19	32	3
Mike Rupp	24	5	0	5	-1	57	8	6	14	6	81	13	6	19	5
Alex Goligoski	21	4	9	13	0	48	4	20	24	7	69	8	29	37	7
Jordan Staal	24	4	6	10	2	58	17	22	39	17	82	21	28	49	19
Matt Cooke	22	4	3	7	1	57	11	12	23	16	79	15	15	30	17
Tyler Kennedy	21	4	1	5	-6	43	9	11	20	16	64	13	12	25	10
Pascal Dupuis	24	3	7	10	-4	57	15	13	28	9	81	18	20	38	5
Mark Eaton	23	2	5	7	1	56	1	8	9	4	79	3	13	16	5
Chris Conner	2	2	0	2	0	6	0	1	1	-1	8	2	1	3	-1
Sergei Gonchar	20	1	21	22	-1	42	10	18	28	-3	62	11	39	50	-4
Brooks Orpik	22	1	7	8	7	51	1	16	17	-1	73	2	23	25	6
Eric Godard	15	1	2	3	2	30	0	0	0	0	45	1	2	3	2
Maxime Talbot	13	1	2	3	-1	32	1	3	4	-8	45	2	5	7	-9
Jordan Leopold	6	1	1	2	0	14	3	3	6	5	20	4	4	8	5
Kris Letang	22	0	11	11	9	51	3	13	16	-8	73	3	24	27	1
Luca Caputi	1	0	1	1	0	3	1	0	1	-1	4	1	1	2	-1
Jay McKee	18	0	1	1	1	44	1	8	9	5	62	1	9	10	6
Ben Lovejoy	2	0	1	1	1	10	0	2	2	7	12	0	3	3	8
Craig Adams	24	0	1	1	0	58	0	9	9	-5	82	0	10	10	-5
Martin Skoula	9	0	1	1	-2	24	3	4	7	-2	33	3	5	8	-4
Alexei Ponikarovsky	4	0	1	1	-2	12	2	6	8	-4	16	2	7	9	-6
Chris Bourque	3	0	1	1	1	17	0	2	2	-5	20	0	3	3	-4
Eric Tangradi	1	0	0	0	0	0	0	0	0	0	1	0	0	0	0
Mark Letestu	2	0	0	0	0	8	1	0	1	-2	10	1	0	1	-2
Tim Wallace	0	0	0	0	0	1	0	0	0	0	1	0	0	0	0
Nick Johnson	2	0	0	0	-1	4	1	1	2	-1	6	1	1	2	-2
Nathan Guenin	0	0	0	0	0	2	0	0	0	-2	2	0	0	0	-2
Deryk Engelland	2	0	0	0	-2	7	0	2	2	0	9	0	2	2	-2
Dustin Jeffrey	0	0	0	0	0	1	0	0	0	0	1	0	0	0	0

DIVISIONAL PLAY - GOALTENDERS

vs. Division	GP	GS	MIN	W	L	OTL	EGA	GA	GAA	SA	SV	SV%	SO
Marc-Andre Fleury	19	18	987	11	5	1	1	51	3.1	490	439	0.896	0
Brent Johnson	9	5	400	3	3	0	3	13	1.95	192	179	0.932	0

THE LAST TIME THE PENGUINS

RECORDED A SHUTOUT

Home: 3/25/09 - 2-0 vs. Calgary Flames (Fleury 31 saves)
Road: 3/18/10 – 3-0 at Boston (Fleury 17 saves)

WERE SHUTOUT

Home: 3/31/10 – 2-0 vs. Tampa Bay (Smith 27 saves)
Road: 4/10/10 – 1-0 at Atlanta (Hedberg 33 saves)

RECORDED A HAT TRICK

Home: 2/1/10 – Sidney Crosby vs. Buffalo 5-4 win
Road: 11/30/09 – Mike Rupp at New York Rangers 5-2 win

PLAYER HAD A FOUR-GOAL GAME

Home: 10/14/00 - Jaromir Jagr vs. NY Rangers (McLean) 8-6 win
Road: 1/26/97 - Mario Lemieux at Montreal (Thibault) 5-2 win

OPPOSING PLAYER HAD A FOUR-GOAL GAME

Home: 10/28/00 - John Madden, Randy McKay (NJD) (Aubin -5 , Snow -3), 9-0 loss
Road: 12/9/03 - Markus Naslund (VAN) (Fleury), 4-3 loss

PLAYER HAD A FIVE-GOAL GAME

Home: 3/26/96 - Mario Lemieux vs. St. Louis (Fuhr -1, Casey - 4), 8-4 win
Road: 4/9/93 - Mario Lemieux at NY Rangers (Hirsch -3, Richter - 2), 10-4 win

OPPOSING PLAYER HAD A FIVE-GOAL GAME

NEVER

PLAYER HAD A PENALTY SHOT

Home: 3/17/2009 - Evgeni Malkin vs. Atlanta Thrashers (Hedberg) NG
Road: 11/21/09 – Maxime Talbot at Atlanta Thrashers (Hedberg) NG

OPPOSING PLAYER HAD A PENALTY SHOT

Home: 1/19/10 – Kyle Okposo (NYI) vs. Johnson NG
Road: 3/12/10 – Ilya Kovalchuk (NJD) vs. Fleury NG

WON IN OVERTIME

Home: 4/3/10 – vs. Atlanta Thrashers (4-3 – Leopold)
Road: 4/11/10 – at New York Islanders (6-5 – Leopold)

LOST IN OVERTIME

Home: 3/20/10 – vs. Carolina Hurricanes (3-2 – McBain)
Road: 3/11/10 – at Carolina Hurricanes (4-3 – Pothier)

WON IN SHOOTOUT

Home: 3/28/10 – vs. Toronto Maple Leafs (5-4 – Crosby)
Road: 12/19/09 – at Buffalo Sabres (2-1 – Letang)

LOST IN SHOOTOUT

Home: 2/14/10 – vs. Nashville Predators (4-3 – O'Reilly)
Road: 3/24/10 – at Washington Capitals (4-3 – Knuble)

WON WHEN TRAILING AFTER 2 PERIODS

Home: 4/2/10 – vs. Atlanta Thrashers (4-3 win)
Road: 3/14/10 – at Tampa Bay Lightning (2-1 win)

LOST WHEN LEADING AFTER 2 PERIODS

Home: 3/14/08 - vs. Ottawa Senators (4-3)
Road: 3/24/10 – at Washington Capitals (4-3 SO)

SCORED WITH AN EXTRA ATTACKER

12/5/09 vs. Chicago Blackhawks (Staal)

OPPONENT SCORED WITH AN EXTRA ATTACKER

3/28/10 vs. Toronto Maple Leafs (Gunnarsson)

SCORED A SHORTHANDED GOAL

Home: 3/6/10 – vs. Dallas Stars (Crosby)
Road: 2/6/10 – at Montreal Canadiens (Malkin)

ALLOWED A SHORTHANDED GOAL

Home: 11/21/09 – vs. Anaheim Ducks (Marchant)
Road: 3/24/10 – at Washington Capitals (Semin)

SCORED 2 OR MORE SHORTHANDED GOALS

12/15/09 vs. Philadelphia Flyers (Staal, Malkin)

ALLOWED 2 OR MORE SHORTHANDED GOALS

11/13/08 vs. Philadelphia Flyers (Gagne 2)

PITTSBURGH PENGUINS TRANSACTIONS

- Sept. 29 Martin Skoula signed to a one-year contract
 - Sept. 30 Claimed Chris Bourque off waivers from the Washington Capitals
 - Oct. 13 Removed Mark Letestu from injured reserve and assigned to Wilkes-Barre/Scranton (AHL)
 - Oct. 17 Removed Ben Lovejoy from injured reserve
 - Oct. 29 Chris Conner recalled from Wilkes-Barre/Scranton (AHL)
 - Oct. 30 Mark Letestu recalled from Wilkes-Barre/Scranton (AHL)
 - Oct. 30 Sergei Gonchar placed on injured reserve
 - Oct. 30 Max Talbot placed on long-term injured list
 - Oct. 31 Mark Letestu re-assigned to Wilkes-Barre/Scranton (AHL)
 - Nov. 7 Deryk Engelland recalled from Wilkes-Barre/Scranton (AHL)
 - Nov. 12 Kris Letang placed on injured reserve
 - Nov. 12 Ben Lovejoy recalled from Wilkes-Barre/Scranton (AHL)
 - Nov. 13 Chris Conner re-assigned to Wilkes-Barre/Scranton (AHL)
 - Nov. 14 Mark Letestu recalled from Wilkes-Barre/Scranton (AHL)
 - Nov. 16 Nate Guenin recalled from Wilkes-Barre/Scranton (AHL)
 - Nov. 17 Mark Letestu re-assigned to Wilkes-Barre/Scranton (AHL)
 - Nov. 19 Jay McKee and Chris Kunitz placed on injured reserve
 - Nov. 19 Activated Max Talbot and Sergei Gonchar from injured reserve
 - Nov. 19 Chris Lee recalled from Wilkes-Barre/Scranton (AHL)
 - Nov. 20 Chris Lee re-assigned to Wilkes-Barre/Scranton (AHL)
 - Nov. 20 Nate Guenin re-assigned to Wilkes-Barre/Scranton (AHL)
 - Nov. 28 Ben Lovejoy and Deryk Engelland re-assigned to Wilkes-Barre/Scranton (AHL)
 - Dec. 5 Mark Letestu recalled from Wilkes-Barre/Scranton (AHL)
 - Dec. 7 Mark Letestu re-assigned to Wilkes-Barre/Scranton (AHL)
 - Dec. 11 Chris Kunitz removed from injured reserve list
 - Jan. 5 Luca Caputi recalled from Wilkes-Barre/Scranton (AHL)
 - Jan. 11 Chris Kunitz placed on injured reserve
 - Jan. 11 Ben Lovejoy and John Curry recalled from Wilkes-Barre/Scranton (AHL)
 - Jan. 13 Brent Johnson placed on injured reserve
-

PITTSBURGH PENGUINS TRANSACTIONS

Jan. 16	Brooks Orpik placed on injured reserve
Jan. 16	Alexander Pechurski signed to one-game amateur tryout
Jan. 18	Ben Lovejoy and Luca Caputi re-assigned to Wilkes-Barre/Scranton (AHL)
Jan. 19	Brent Johnson and Brooks Orpik removed from injured reserve
Jan. 23	John Curry re-assigned to Wilkes-Barre/Scranton (AHL)
Jan. 23	Nick Johnson recalled from Wilkes-Barre/Scranton (AHL)
Jan. 24	Marc-Andre Fleury removed from injured reserve
Jan. 25	Chris Conner recalled from Wilkes-Barre/Scranton (AHL)
Jan. 26	Nick Johnson and Chris Conner re-assigned to Wilkes-Barre/Scranton (AHL)
Jan. 28	Chris Conner recalled from Wilkes-Barre/Scranton (AHL)
Jan. 28	Joe Vital signed to two-year contract extension
Jan. 29	Nick Johnson and Chris Conner recalled from Wilkes-Barre/Scranton (AHL)
Jan. 29	Nick Johnson and Chris Conner re-assigned to Wilkes-Barre/Scranton (AHL)
Jan. 30	Nick Johnson and Mark Letestu recalled from Wilkes-Barre/Scranton (AHL)
Feb. 2	Nick Johnson and Mark Letestu re-assigned to Wilkes-Barre/Scranton (AHL)
Feb. 5	Mark Letestu and Tim Wallace recalled from Wilkes-Barre/Scranton (AHL)
Feb. 7	Chris Kunitz removed from Injured Reserve
Feb. 7	Tim Wallace re-assigned to Wilkes-Barre/Scranton (AHL)
Feb. 8	Mark Letestu re-assigned to Wilkes-Barre/Scranton (AHL)
Feb. 10	Mark Letestu recalled from Wilkes-Barre/Scranton (AHL)
Feb. 11	Steve Wagner acquired from St. Louis in exchange for Nate Guenin
Feb. 14	Mark Letestu re-assigned to Wilkes-Barre/Scranton (AHL)
March 1	Jordan Leopold acquired from Florida in exchange for a 2010 second-round draft pick
March 2	Alexei Ponikarovsky and 2010 sixth-round pick acquired from Toronto in exchange for Luca Caputi and Martin Skoula
March 3	Acquired Toronto's 2010 sixth-round draft pick in exchange for Chris Peluso
March 30	Kris Letang signed to four-year contract extension
April 11	Eric Tangradi recalled from Wilkes-Barre/Scranton (AHL)
April 12	Eric Tangradi re-assigned to Wilkes-Barre/Scranton (AHL)

2009-10 MAN GAMES LOST

TOTAL GAMES MISSED	#	PLAYER	GAMES MISSED
5	1	Brent Johnson	Jan. 11-Jan. 16; Feb. 14
12	3	Alex Goligoski	Nov. 16-Nov. 27; Nov. 30-Dec. 7; Jan. 24-Jan. 28
3	7	Mark Eaton	Dec. 21-Dec. 27
4	13	Bill Guerin	Jan. 25; Mar. 4-Mar. 7
32	14	Chris Kunitz	Nov. 14-Dec. 10; Jan. 5-Feb. 6; Apr. 6-Apr. 11
1	24	Matt Cooke	Apr. 11
31	25	Max Talbot	Oct. 2-Nov. 16; Jan. 21-Jan. 25; Jan. 31-Feb. 14
1	26	Ruslan Fedotenko	Jan. 7
16	28	Eric Godard	Jan. 28-Mar. 17
4	29	Marc-Andre Fleury	Jan. 16-Jan. 24
9	44	Brooks Orpik	Nov. 12-Nov. 19; Jan. 11-Jan. 16; Apr. 11
15	48	Tyler Kennedy	Oct. 28-Oct. 31; Nov. 5-Nov. 27; Jan. 28
20	55	Sergei Gonchar	Oct. 23-Nov. 16; Jan. 2-Jan. 7; Mar. 24-Mar. 31
9	58	Kris Letang	Nov. 10-Nov. 27
15	71	Evgeni Malkin	Oct. 30-Nov. 12; Mar. 17-Mar. 18; Mar. 22-Mar. 31; Apr. 6
7	74	Jay McKee	Nov. 19-Nov. 28; Feb. 1
1	87	Sidney Crosby	Dec. 5
TOTALS			
185			

2009-10 NHL FINAL CONFERENCE STANDINGS

EASTERN CONFERENCE

Team	Games Played	Wins	Losses	OT	Goals For	Goals Against	Points
z-Washington	82	54	15	13	318	233	121
y-New Jersey	82	48	27	7	222	191	103
y-Buffalo	82	45	27	10	235	207	100
x-Pittsburgh	82	47	28	7	257	237	101
x-Ottawa	82	44	32	6	225	238	94
x-Boston	82	39	30	13	206	200	91
x-Philadelphia	82	41	35	6	236	225	88
x-Montreal	82	39	33	10	217	223	88
NY Rangers	82	38	33	11	222	218	87
Atlanta	82	35	34	13	234	256	83
Carolina	82	35	37	10	230	256	80
Tampa Bay	82	34	36	12	217	260	80
NY Islanders	82	34	37	11	222	264	79
Florida	82	32	37	13	208	244	77
Toronto	82	30	38	14	214	267	74

WESTERN CONFERENCE

Team	Games Played	Wins	Losses	OT	Goals For	Goals Against	Points
z-San Jose	82	51	20	11	264	215	113
y-Chicago	82	52	22	8	271	209	112
y-Vancouver	82	49	28	5	272	222	103
x -Phoenix	82	50	25	7	225	202	107
x-Detroit	82	44	24	14	229	216	102
x -Los Angeles	82	46	27	9	241	219	101
x-Nashville	82	47	29	6	225	225	100
x-Colorado	82	43	30	9	244	233	95
St. Louis	82	40	32	10	225	223	90
Calgary	82	40	32	10	204	210	90
Anaheim	82	39	32	11	238	251	89
Dallas	82	37	31	14	237	254	88
Minnesota	82	38	36	8	219	246	84
Columbus	82	32	35	15	216	259	79
Edmonton	82	27	47	8	214	284	62

*Teams receive 2 points for a victory (W) 1 point for an overtime or shootout loss (OT),
x - clinched playoff spot y - clinched division z - clinched conference*

2009-10 NHL FINAL STANDINGS

EASTERN CONFERENCE

ATLANTIC DIVISION

Team	Conf. Rank	GP	W	L	OT	GF	GA	PTS
y-New Jersey	2	82	48	27	7	222	191	103
x-Pittsburgh	4	82	47	28	7	257	237	101
x-Philadelphia	7	82	41	35	6	236	225	88
NY Rangers	9	82	38	33	11	222	218	87
NY Islanders	13	82	34	37	11	222	264	79

NORTHEAST DIVISION

Team	Conf. Rank	GP	W	L	OT	GF	GA	PTS
y-Buffalo	3	82	45	27	10	235	207	100
x-Ottawa	5	82	44	32	6	225	238	94
x-Boston	6	82	39	30	13	206	200	91
x-Montreal	8	82	39	33	10	217	223	88
Toronto	15	82	30	38	14	214	267	74

SOUTHEAST DIVISION

Team	Conf. Rank	GP	W	L	OT	GF	GA	PTS
z-Washington	1	82	54	15	13	318	233	121
Atlanta	10	82	35	34	13	234	256	83
Carolina	11	82	35	37	10	230	256	80
Tampa Bay	12	82	34	36	12	217	260	80
Florida	14	82	32	37	13	208	244	77

WESTERN CONFERENCE

CENTRAL DIVISION

Team	Conf. Rank	GP	W	L	OT	GF	GA	PTS
y-Chicago	2	82	52	22	8	271	209	112
x-Detroit	5	82	44	24	14	229	216	102
x-Nashville	7	82	47	29	6	225	225	100
St. Louis	9	82	40	32	10	225	223	90
Columbus	14	82	32	35	15	216	259	79

NORTHWEST DIVISION

Team	Conf. Rank	GP	W	L	OT	GF	GA	PTS
y-Vancouver	3	82	49	28	5	272	222	103
x-Colorado	8	82	43	30	9	244	233	95
Calgary	10	82	40	32	10	204	210	90
Minnesota	13	82	38	36	8	219	246	84
Edmonton	15	82	27	47	8	214	284	62

PACIFIC DIVISION

Team	Conf. Rank	GP	W	L	OT	GF	GA	PTS
z-San Jose	1	82	51	20	11	264	215	113
x-Phoenix	4	82	50	25	7	225	202	107
x-Los Angeles	6	82	46	27	9	241	219	101
Anaheim	11	82	39	32	11	238	251	89
Dallas	12	82	37	31	14	237	254	88

Teams receive 2 points for a victory (W) 1 point for an overtime or shootout loss (OT),
x - clinched playoff spot y - clinched division z - clinched conference

2009-10 NHL SCORING LEADERS

	Player	Team	Pos	GP	G	A	P	+/-	PIM	PP	SH	GW	OT	S	S%	TOI/G	Sft/G	FO%
1	Henrik Sedin	VAN	C	82	29	83	112	35	48	4	2	5	0	166	17.5	19:41	25.1	49.5
2	Sidney Crosby	PIT	C	81	51	58	109	15	71	13	2	6	1	298	17.1	21:57	23.5	55.9
3	Alex Ovechkin	WSH	L	72	50	59	109	45	89	13	0	7	0	368	13.6	21:47	19.7	45.4
4	Nicklas Backstrom	WSH	C	82	33	68	101	37	50	11	0	4	1	222	14.9	20:26	21.5	49.9
5	Steven Stamkos	TBL	C	82	51	44	95	-2	38	24	1	5	1	297	17.2	20:33	25.3	47.9
6	Martin St Louis	TBL	R	82	29	65	94	-8	12	7	1	7	2	242	12.0	21:48	26.1	45.2
7	Brad Richards	DAL	C	80	24	67	91	-12	14	13	0	2	0	284	8.5	20:51	24.1	51.5
8	Joe Thornton	SJS	C	79	20	69	89	17	54	4	1	2	0	141	14.2	19:51	25.7	53.9
9	Patrick Kane	CHI	R	82	30	58	88	16	20	9	0	6	0	261	11.5	19:11	23.3	40.9
10	Marian Gaborik	NYR	R	76	42	44	86	15	37	14	1	4	0	272	15.4	21:14	24.7	28.6
11	Ilya Kovalchuk	NJD, ATL	L	76	41	44	85	10	53	12	0	4	1	290	14.1	22:02	20.6	23.3
12	Daniel Sedin	VAN	L	63	29	56	85	36	28	8	0	8	1	225	12.9	19:08	24.9	33.3
13	Alexander Semin	WSH	L	73	40	44	84	36	66	8	2	5	0	278	14.4	19:07	20.5	37.5
14	Patrick Marleau	SJS	L	82	44	39	83	21	22	12	4	6	0	274	16.1	21:12	27.1	51.4
15	Dany Heatley	SJS	R	82	39	43	82	14	54	18	1	9	1	280	13.9	20:13	25.2	40.0
16	Zach Parise	NJD	L	81	38	44	82	24	32	9	1	5	1	347	11.0	19:46	25.0	37.5
17	Anze Kopitar	LAK	C	82	34	47	81	6	16	14	1	2	0	259	13.1	21:47	25.8	49.7
18	Paul Stastny	COL	C	81	20	59	79	2	50	9	0	2	0	199	10.1	21:23	27.2	50.0
19	Evgeni Malkin	PIT	C	67	28	49	77	-6	100	13	2	7	2	268	10.4	20:50	21.0	40.0
20	Corey Perry	ANA	R	82	27	49	76	0	111	6	1	2	0	270	10.0	21:03	24.7	21.4
21	Mike Green	WSH	D	75	19	57	76	39	54	10	0	4	1	205	9.3	25:28	24.5	0.0
22	Ryan Kesler	VAN	C	82	25	50	75	1	104	12	1	5	0	214	11.7	19:37	25.3	55.1
23	Loui Eriksson	DAL	L	82	29	42	71	-4	26	6	2	4	0	214	13.6	19:45	25.1	36.4
24	Mikko Koivu	MIN	C	80	22	49	71	-2	50	8	1	2	0	246	8.9	20:44	26.2	56.9
25	Daniel Alfredsson	OTT	R	70	20	51	71	8	22	4	1	5	0	168	11.9	19:39	22.1	35.0
26	Eric Staal	CAR	C	70	29	41	70	4	68	13	0	5	0	277	10.5	20:42	25.1	41.8
27	Pavel Datsyuk	DET	C	80	27	43	70	17	18	9	0	3	0	203	13.3	20:20	25.7	55.1
28	Tomas Plekanec	MTL	C	82	25	45	70	5	50	3	1	4	2	216	11.6	19:57	27.1	49.0
29	Vincent Lecavalier	TBL	C	82	24	46	70	-16	63	5	0	3	0	295	8.1	19:47	24.7	53.2
30	Henrik Zetterberg	DET	L	74	23	47	70	12	26	3	0	6	1	309	7.4	20:04	25.2	49.5

ROUND ONE

PENGUINS VS. SENATORS




ROUND TWO

PENGUINS VS. CANADIENS



2010 PLAYOFF REVIEW

SECTION TWO



2010 PLAYOFFS TEAM SCORING

Player	GP	G	A	P	+/-	PIM	PP	PPA	SH	SHA	GW	GT	OT	S	S%	TOI/G	Sft/G	FO%
Sidney Crosby	13	6	13	19	6	6	1	8	0	0	1	0	0	41	14.6	23:31	25.6	56
Sergei Gonchar	13	2	10	12	4	4	1	6	0	0	1	0	0	24	8.3	26:26	28.3	0
Evgeni Malkin	13	5	6	11	0	6	4	5	0	0	1	0	0	58	8.6	21:53	22.9	42.9
Chris Kunitz	13	4	7	11	3	8	1	0	0	0	0	0	0	38	10.5	17:25	22.1	0
Bill Guerin	11	4	5	9	3	2	1	2	0	0	0	0	0	30	13.3	18:17	22.5	25
Alex Goligoski	13	2	7	9	4	2	1	5	0	0	0	0	0	28	7.1	20:34	24.7	0
Pascal Dupuis	13	2	6	8	5	4	0	0	0	0	1	1	1	33	6.1	16:51	21	50
Kris Letang	13	5	2	7	-5	6	4	1	0	0	1	0	0	23	21.7	23:15	28.5	0
Matt Cooke	13	4	2	6	-4	22	0	1	0	0	0	0	0	18	22.2	15:10	20.8	28.6
Maxime Talbot	13	2	4	6	1	11	0	0	1	0	1	0	0	23	8.7	14:15	19.2	44.7
Jordan Staal	11	3	2	5	-4	6	2	0	0	0	0	0	0	29	10.3	18:14	24.9	47.8
Alexei Ponikarovsky	11	1	4	5	0	4	0	2	0	0	0	0	0	20	5	13:12	18	0
Craig Adams	13	2	1	3	2	15	0	0	0	1	1	0	0	11	18.2	10:37	14.3	44.1
Mark Eaton	13	0	3	3	-4	4	0	0	0	0	0	0	0	13	0	20:43	27.5	0
Brooks Orpik	13	0	2	2	3	12	0	0	0	0	0	0	0	13	0	21:40	27.2	0
Mark Letestu	4	0	1	1	0	0	0	0	0	0	0	0	0	4	0	9:39	12	43.5
Ruslan Fedotenko	6	0	0	0	-3	4	0	0	0	0	0	0	0	3	0	12:31	17	100
Tyler Kennedy	10	0	0	0	-6	2	0	0	0	0	0	0	0	22	0	11:57	15.9	0
Jordan Leopold	8	0	0	0	-2	2	0	0	0	0	0	0	0	6	0	16:31	20.1	0
Mike Rupp	11	0	0	0	0	8	0	0	0	0	0	0	0	5	0	7:27	9.5	36.4
Chris Conner	1	0	0	0	0	0	0	0	0	0	0	0	0	0	0	11:03	12	0
Jay McKee	5	0	0	0	2	2	0	0	0	0	0	0	0	2	0	14:56	22	0

GOALTENDERS

	GP	W	L	T	OT	SA	GA	GAA	Sv	Sv%	SO	G	A	PIM	TOI
Marc-Andre Fleury	13	7	6	0	0	339	37	2.78	302	0.891	1	0	0	2	798:12
Brent Johnson	1	0	0	0	0	7	1	1.94	6	0.857	0	0	0	0	31:29

2010 PLAYOFFS HOME/ROAD SCORING

Player	Home:					Road:					Total:				
	GP	G	A	P	+/-	GP	G	A	P	+/-	GP	G	A	P	+/-
Kris Letang	7	4	2	6	-2	6	1	0	1	-3	13	5	2	7	-5
Sidney Crosby	7	2	8	10	2	6	4	5	9	4	13	6	13	19	6
Evgeni Malkin	7	2	5	7	-1	6	3	1	4	1	13	5	6	11	0
Sergei Gonchar	7	2	3	5	-3	6	0	7	7	7	13	2	10	12	4
Chris Kunitz	7	2	2	4	1	6	2	5	7	2	13	4	7	11	3
Alex Goligoski	7	2	2	4	3	6	0	5	5	1	13	2	7	9	4
Jordan Staal	6	2	0	2	-5	5	1	2	3	1	11	3	2	5	-4
Craig Adams	7	2	0	2	2	6	0	1	1	0	13	2	1	3	2
Bill Guerin	7	1	3	4	3	4	3	2	5	0	11	4	5	9	3
Matt Cooke	7	1	1	2	-4	6	3	1	4	0	13	4	2	6	-4
Pascal Dupuis	7	0	4	4	1	6	2	2	4	4	13	2	6	8	5
Maxime Talbot	7	0	2	2	1	6	2	2	4	0	13	2	4	6	1
Brooks Orpik	7	0	2	2	0	6	0	0	0	3	13	0	2	2	3
Alexei Ponikarovsky	6	0	2	2	-2	5	1	2	3	2	11	1	4	5	0
Mark Letestu	1	0	1	1	1	3	0	0	0	-1	4	0	1	1	0
Jordan Leopold	5	0	0	0	1	3	0	0	0	-3	8	0	0	0	-2
Mark Eaton	7	0	0	0	-2	6	0	3	3	-2	13	0	3	3	-4
Tyler Kennedy	5	0	0	0	-3	5	0	0	0	-3	10	0	0	0	-6
Ruslan Fedotenko	4	0	0	0	-3	2	0	0	0	0	6	0	0	0	-3
Mike Rupp	6	0	0	0	1	5	0	0	0	-1	11	0	0	0	0
Chris Conner	0	0	0	0	0	1	0	0	0	0	1	0	0	0	0
Jay McKee	2	0	0	0	-1	3	0	0	0	3	5	0	0	0	2

GOALTENDERS

Home	GP	GS	MIN	W	L	OTL	EGA	GA	GAA	SA	SV	SV%	SO
Marc-Andre Fleury	7	7	431	3	4	0	0	21	2.92	188	167	.888	0
Brent Johnson	1	0	31	0	0	0	0	1	1.94	7	6	.857	0
Away	GP	GS	MIN	W	L	OTL	EGA	GA	GAA	SA	SV	SV%	SO
Marc-Andre Fleury	6	6	367	4	2	0	0	16	2.62	151	135	.894	1

2010 PLAYOFFS

GOALTENDER GAME-BY-GAME

1 BRENT JOHNSON • G

GAME # TEAM/ PLAYER	DATE	OPP.	DECISION	GOALS AGAINST	SHOTS FACED	SAVES MADE	MINS	SAVE %	GAA	SHOOTOUT			REMARKS
										G	ATT	%	
1/	4/14	OTT	-	-	-	-	-	-	-	-	-	-	DNP
2/	4/16	OTT	-	-	-	-	-	-	-	-	-	-	ILLNESS
3/	4/18	@OTT	-	-	-	-	-	-	-	-	-	-	ILLNESS
4/	4/20	@OTT	-	-	-	-	-	-	-	-	-	-	DNP
5/	4/22	OTT	-	-	-	-	-	-	-	-	-	-	DNP
6/	4/24	@OTT	-	-	-	-	-	-	-	-	-	-	DNP
7/	4/30	MTL	-	-	-	-	-	-	-	-	-	-	DNP
8/	5/2	MTL	-	-	-	-	-	-	-	-	-	-	DNP
9/	5/4	@MTL	-	-	-	-	-	-	-	-	-	-	DNP
10/	5/6	@MTL	-	-	-	-	-	-	-	-	-	-	DNP
11/	5/8	MTL	-	-	-	-	-	-	-	-	-	-	DNP
12/	5/10	@MTL	-	-	-	-	-	-	-	-	-	-	DNP
13/1	5/12	MTL	-	1	7	6	31	0.857	1.91	-	-	-	
Playoff Totals			-	1	7	6	31	0.857	1.94	-	-	-	

29 MARC-ANDRE FLEURY • G

GAME # TEAM/ PLAYER	DATE	OPP.	DECISION	GOALS AGAINST	SHOTS FACED	SAVES MADE	MINS	SAVE %	GAA	SHOOTOUT			REMARKS
										G	ATT	%	
1/2	4/14	OTT	L	5	26	21	59	0.808	5.10	-	-	-	50TH PLAYOFF GM
2/2	4/16	OTT	W	1	20	19	60	0.950	1.00	-	-	-	
3/3	4/18	@OTT	W	2	22	20	60	0.909	2.00	-	-	-	
4/4	4/20	@OTT	W	4	30	26	60	0.867	4.00	-	-	-	
5/5	4/22	OTT	L	4	44	40	107	0.909	2.24	-	-	-	
6/6	4/24	@OTT	W	3	31	28	69	0.903	2.59	-	-	-	
7/7	4/30	MTL	W	3	31	28	60	0.903	3.01	-	-	-	
8/8	5/2	MTL	L	3	21	18	60	0.857	3.00	-	-	-	
9/9	5/4	@MTL	W	0	18	18	60	1.000	0.00	-	-	-	4TH PLAYOFF SHUTOUT
10/10	5/6	@MTL	L	3	25	22	59	0.880	3.04	-	-	-	
11/11	5/8	MTL	W	1	33	32	60	0.970	1.00	-	-	-	
12/12	5/10	@MTL	L	4	25	21	59	0.840	4.05	-	-	-	
13/13	5/12	MTL	L	4	13	9	25	0.692	9.51	-	-	-	
Playoff Totals			7-6-0	37	339	302	798	0.891	2.78	0	0	0	

2010 PLAYOFFS

PLAYER GAME-BY-GAME

3 ALEX GOLIGOSKI • D

GAME # TEAM/ PLAYER	DATE	OPP.	G	A	P	PIM	SHIFTS	TOI	F/O WON	F/O LOST	SHOTS	B/S	Hits	+/-	REMARKS	
1/1	4/14	OTT	1	0	1	0	22	18:58	-	-	2	2	1	E		
2/2	4/16	OTT	0	0	0	0	22	20:09	-	-	0	2	1	E		
3/3	4/18	@OTT	0	0	0	0	26	21:51	-	-	1	0	0	2		
4/4	4/20	@OTT	0	1	PP	1	0	25	19:23	-	-	3	1	1	1	
5/5	4/22	OTT	0	0	0	0	39	33:03	-	-	3	2	0	-1		
6/6	4/24	@OTT	0	1	PP	1	0	26	20:17	-	-	4	1	1	E	
7/7	4/30	MTL	1	PP	1	PP	2	0	25	17:22	-	-	3	1	0	1
8/8	5/2	MTL	0	0	0	0	0	23	20:18	-	-	4	0	1	1	
9/9	5/4	@MTL	0	1	PP	1	2	25	19:29	-	-	1	2	1	E	
10/10	5/6	@MTL	0	1	PP	1	0	20	20:26	-	-	3	2	1	-2	
11/11	5/8	MTL	0	0	0	0	19	15:47	-	-	0	3	0	E		
12/12	5/10	@MTL	0	1	1	0	26	20:10	-	-	1	3	0	E		
13/13	5/12	MTL	0	1	1	0	23	20:17	-	-	3	0	0	2		
Playoff Totals			2	7	9	2	321	20:35	-	-	28	19	7	4		

4 JORDAN LEOPOLD • D

GAME # TEAM/ PLAYER	DATE	OPP.	G	A	P	PIM	SHIFTS	TOI	F/O WON	F/O LOST	SHOTS	B/S	Hits	+/-	REMARKS
1/1	4/14	OTT	0	0	0	0	23	19:31	-	-	0	1	3	E	
2/2	4/16	OTT	0	0	0	0	7	06:25	-	-	0	0	1	E	
3/	4/18	@OTT	-	-	-	-	-	-	-	-	-	-	-	-	INJ
4/	4/20	@OTT	-	-	-	-	-	-	-	-	-	-	-	-	INJ
5/	4/22	OTT	-	-	-	-	-	-	-	-	-	-	-	-	INJ
6/	4/24	@OTT	-	-	-	-	-	-	-	-	-	-	-	-	INJ
7/	4/30	MTL	-	-	-	-	-	-	-	-	-	-	-	-	INJ
8/3	5/2	MTL	0	0	0	0	22	15:55	-	-	1	0	0	E	
9/4	5/4	@MTL	0	0	0	2	22	17:06	-	-	0	6	0	E	
10/5	5/6	@MTL	0	0	0	0	21	19:09	-	-	1	2	1	-2	
11/6	5/8	MTL	0	0	0	0	20	16:14	-	-	0	2	0	E	
12/7	5/10	@MTL	0	0	0	0	24	18:37	-	-	4	4	1	-1	
13/8	5/12	MTL	0	0	0	0	22	19:11	-	-	0	1	1	1	
Playoff Totals			0	0	0	2	161	16:31	-	-	6	16	7	-2	

2010 PLAYOFF PLAYER GAME-BY-GAME

7 MARK EATON • D

GAME # TEAM/ PLAYER	DATE	OPP.	G	A	P	PIM	SHIFTS	TOI	F/O WON	F/O LOST	SHOTS	B/S	Hits	+/-	REMARKS
1/1	4/14	OTT	0	0	0	0	22	16:51	-	-	0	0	1	-1	
2/2	4/16	OTT	0	0	0	0	26	21:06	-	-	1	5	2	1	
3/3	4/18	@OTT	0	0	0	2	29	19:00	-	-	1	3	1	E	
4/4	4/20	@OTT	0	0	0	0	31	19:24	-	-	3	1	1	-1	
5/5	4/22	OTT	0	0	0	0	51	39:00	-	-	1	2	1	E	
6/6	4/24	@OTT	0	1	1	0	35	22:52	-	-	2	1	0	-1	
7/7	4/30	MTL	0	0	0	2	26	21:12	-	-	0	2	0	-1	
8/8	5/2	MTL	0	0	0	0	23	19:38	-	-	2	2	0	E	
9/9	5/4	@MTL	0	1	1	0	27	19:38	-	-	0	0	0	1	
10/10	5/6	@MTL	0	0	0	0	22	18:07	-	-	0	1	1	E	
11/11	5/8	MTL	0	0	0	0	25	20:50	-	-	1	1	2	E	
12/12	5/10	@MTL	0	1	1	0	22	16:21	-	-	0	2	2	-1	
13/13	5/12	MTL	0	0	0	0	19	15:26	-	-	2	0	0	-1	
Playoff Totals			0	3	3	4	358	20:43	-	-	13	20	11	-4	

9 PASCAL DUPUIS • LW

GAME # TEAM/ PLAYER	DATE	OPP.	G	A	P	PIM	SHIFTS	TOI	F/O WON	F/O LOST	SHOTS	B/S	Hits	+/-	REMARKS
1/1	4/14	OTT	0	1	1	0	17	12:08	-	-	1	0	3	1	
2/2	4/16	OTT	0	0	0	0	18	17:00	0	1	2	0	2	E	
3/3	4/18	@OTT	0	1	1	0	20	14:41	-	-	1	0	2	2	
4/4	4/20	@OTT	0	0	0	0	20	14:25	-	-	3	0	3	-1	
5/5	4/22	OTT	0	0	0	2	33	27:39	0	1	3	0	0	1	
6/6	4/24	@OTT	1	1	2	0	23	18:08	2	0	5	0	1	2	GWG
7/7	4/30	MTL	0	1	1	0	23	17:47	-	-	1	2	2	E	
8/8	5/2	MTL	0	1	1	0	18	13:14	-	-	1	1	2	E	
9/9	5/4	@MTL	1	0	1	0	20	17:36	-	-	2	0	2	1	
10/10	5/6	@MTL	0	0	0	0	19	16:05	-	-	2	0	1	E	
11/11	5/8	MTL	0	0	0	2	20	16:58	-	-	4	0	1	E	
12/12	5/10	@MTL	0	0	0	0	20	17:09	-	-	5	1	1	E	
13/13	5/12	MTL	0	1	1	0	22	16:16	-	-	3	0	2	-1	
Playoff Totals			2	6	8	4	273	16:51	2	2	33	4	22	5	

2010 PLAYOFF PLAYER GAME-BY-GAME

11 JORDAN STAAL • C

GAME # TEAM/ PLAYER	DATE	OPP.	G	A	P	PIM	SHIFTS	TOI	F/O WON	F/O LOST	SHOTS	B/S	Hits	+/-	REMARKS
1/1	4/14	OTT	0	0	0	0	24	18:21	6	8	1	0	5	-2	
2/2	4/16	OTT	0	0	0	0	27	18:59	6	7	1	0	1	-1	
3/3	4/18	@OTT	0	0	0	2	23	17:45	4	14	3	1	2	E	
4/4	4/20	@OTT	1	PP	0	1	2	25	18:21	11	12	4	1	3	E
5/5	4/22	OTT	0	0	0	2	44	32:32	13	7	8	1	6	-2	
6/6	4/24	@OTT	0	2	2	0	27	20:24	6	11	3	0	2	2	
7/7	4/30	MTL	1	PP	0	1	0	15	08:49	4	4	2	0	0	-1
8/	5/2	MTL	-	-	-	-	-	-	-	-	-	-	-	-	INJ
9/	5/4	@MTL	-	-	-	-	-	-	-	-	-	-	-	-	INJ
10/8	5/6	@MTL	0	0	0	0	18	13:24	5	3	2	0	1	-1	
11/9	5/8	MTL	0	0	0	0	22	16:57	10	5	0	0	2	E	
12/10	5/10	@MTL	0	0	0	0	25	17:27	8	8	2	0	2	E	
13/11	5/12	MTL	1	0	1	0	24	17:38	5	6	3	0	3	1	
Playoff Totals			3	2	5	6	274	18:14	78	85	29	3	27	-4	

13 BILL GUERIN • RW

GAME # TEAM/ PLAYER	DATE	OPP.	G	A	P	PIM	SHIFTS	TOI	F/O WON	F/O LOST	SHOTS	B/S	Hits	+/-	REMARKS
1/1	4/14	OTT	0	0	0	0	21	18:20	0	2	3	0	0	1	
2/2	4/16	OTT	0	1	1	0	20	15:03	-	-	0	0	3	2	
3/3	4/18	@OTT	1	1	PP	2	2	22	16:32	-	-	2	1	1	1
4/4	4/20	@OTT	0	1	1	0	22	17:29	-	-	4	0	4	3	
5/5	4/22	OTT	0	1	1	0	39	28:30	-	-	8	1	2	E	
6/6	4/24	@OTT	1	PP	0	1	0	25	18:03	-	-	5	0	1	-3
7/7	4/30	MTL	1	1	PP	2	0	20	15:24	-	-	2	0	1	1
8/8	5/2	MTL	0	0	0	0	20	17:14	-	-	3	0	0	E	
9/	5/4	@MTL	-	-	-	-	-	-	-	-	-	-	-	-	INJ
10/	5/6	@MTL	-	-	-	-	-	-	-	-	-	-	-	-	INJ
11/9	5/8	MTL	0	0	0	0	17	15:04	0	1	0	0	1	E	
12/10	5/10	@MTL	1	0	1	0	20	16:55	-	-	2	0	0	-1	
13/11	5/12	MTL	0	0	0	0	21	22:34	1	0	1	0	0	-1	
Playoff Totals			4	5	9	2	247	18:17	1	3	30	2	13	3	

2010 PLAYOFF PLAYER GAME-BY-GAME

14 CHRIS KUNITZ • LW

GAME # TEAM/ PLAYER	DATE	OPP.	G	A	P	PIM	SHIFTS	TOI	F/O WON	F/O LOST	SHOTS	B/S	Hits	+/-	REMARKS	
1/1	4/14	OTT	0	0	0	2	18	14:12	-	-	1	0	5	E		
2/2	4/16	OTT	0	1	1	0	21	16:26	-	-	2	0	4	2		
3/3	4/18	@OTT	0	1	1	0	20	16:03	-	-	2	0	3	1		
4/4	4/20	@OTT	1	2	3	2	21	16:20	-	-	3	0	2	3		
5/5	4/22	OTT	1	0	1	0	39	29:54	0	1	7	0	4	E		
6/6	4/24	@OTT	0	0	0	0	24	19:24	-	-	6	0	6	-3		
7/7	4/30	MTL	0	1	1	2	21	13:29	-	-	1	0	6	1		
8/8	5/2	MTL	0	0	0	0	20	17:09	-	-	7	0	3	-1		
9/9	5/4	@MTL	0	1	1	0	20	17:03	-	-	2	0	3	1		
10/10	5/6	@MTL	1	PP	0	1	0	19	18:18	-	-	2	0	1	E	
11/11	5/8	MTL	0	0	0	2	23	15:21	-	-	2	1	7	E		
12/12	5/10	@MTL	0	1	1	0	20	17:11	-	-	1	1	4	E		
13/13	5/12	MTL	1	0	1	0	21	15:45	0	1	2	0	2	-1		
Playoff Totals			4	7	11	8	287	17:26	0	2	38	2	50	3		

17 MIKE RUPP • C

GAME # TEAM/ PLAYER	DATE	OPP.	G	A	P	PIM	SHIFTS	TOI	F/O WON	F/O LOST	SHOTS	B/S	Hits	+/-	REMARKS
1/	4/14	OTT	-	-	-	-	-	-	-	-	-	-	-	-	DND
2/1	4/16	OTT	0	0	0	0	10	06:46	-	-	0	0	4	E	
3/2	4/18	@OTT	0	0	0	0	8	06:56	-	-	0	0	3	E	
4/3	4/20	@OTT	0	0	0	2	12	07:01	1	2	0	0	2	-1	
5/4	4/22	OTT	0	0	0	2	10	09:34	0	1	0	0	6	E	
6/5	4/24	@OTT	0	0	0	0	11	09:29	0	1	1	0	2	E	
7/6	4/30	MTL	0	0	0	4	10	06:16	0	1	0	1	3	E	
8/7	5/2	MTL	0	0	0	0	10	07:57	1	1	1	0	2	E	
9/8	5/4	@MTL	0	0	0	0	10	08:43	2	0	2	0	4	E	
10/	5/6	@MTL	-	-	-	-	-	-	-	-	-	-	-	-	DND
11/9	5/8	MTL	0	0	0	0	10	07:59	-	-	1	0	4	1	
12/10	5/10	@MTL	0	0	0	0	5	05:01	-	-	0	0	0	E	
13/11	5/12	MTL	0	0	0	0	8	06:25	0	1	0	0	2	E	
Playoff Totals			0	0	0	8	104	07:28	4	7	5	1	32	E	

2010 PLAYOFF PLAYER GAME-BY-GAME

18 CHRIS CONNER • RW

GAME # TEAM/ PLAYER	DATE	OPP.	G	A	P	PIM	SHIFTS	TOI	F/O WON	F/O LOST	SHOTS	B/S	Hits	+/-	REMARKS
1/	4/14	OTT	-	-	-	-	-	-	-	-	-	-	-	-	WBS
2/	4/16	OTT	-	-	-	-	-	-	-	-	-	-	-	-	WBS
3/	4/18	@OTT	-	-	-	-	-	-	-	-	-	-	-	-	WBS
4/	4/20	@OTT	-	-	-	-	-	-	-	-	-	-	-	-	WBS
5/	4/22	OTT	-	-	-	-	-	-	-	-	-	-	-	-	WBS
6/1	4/24	@OTT	0	0	0	0	12	11:03	-	-	0	0	3	E	
7/	4/30	MTL	-	-	-	-	-	-	-	-	-	-	-	-	DND
8/	5/2	MTL	-	-	-	-	-	-	-	-	-	-	-	-	DND
9/	5/4	@MTL	-	-	-	-	-	-	-	-	-	-	-	-	DND
10/	5/6	@MTL	-	-	-	-	-	-	-	-	-	-	-	-	DND
11/	5/8	MTL	-	-	-	-	-	-	-	-	-	-	-	-	DND
12/	5/10	@MTL	-	-	-	-	-	-	-	-	-	-	-	-	DND
13/	5/12	MTL	-	-	-	-	-	-	-	-	-	-	-	-	DND
Playoff Totals			0	0	0	0	12	11:03	-	-	0	0	3	E	

23 ALEX PONIKAROVSKY • LW

GAME # TEAM/ PLAYER	DATE	OPP.	G	A	P	PIM	SHIFTS	TOI	F/O WON	F/O LOST	SHOTS	B/S	Hits	+/-	REMARKS
1/1	4/14	OTT	0	0	0	2	18	14:29	-	-	1	0	2	-1	
2/2	4/16	OTT	0	0	0	0	16	11:49	-	-	5	0	3	E	
3/3	4/18	@OTT	1	0	1	0	17	10:00	-	-	2	0	3	1	
4/4	4/20	@OTT	0	1	PP	1	0	16	12:57	-	-	2	0	1	E
5/5	4/22	OTT	0	0	0	2	26	19:03	-	-	4	2	3	E	
6/6	4/24	@OTT	0	1	1	0	23	16:52	-	-	1	0	5	1	
7/7	4/30	MTL	0	1	PP	1	0	21	14:02	-	-	0	1	3	-1
8/8	5/2	MTL	0	0	0	0	17	13:59	-	-	3	0	3	-1	
9/9	5/4	@MTL	0	0	0	0	18	12:28	-	-	1	0	1	E	
10/10	5/6	@MTL	0	0	0	0	12	09:38	-	-	0	0	2	E	
11/	5/8	MTL	-	-	-	-	-	-	-	-	-	-	-	-	DND
12/	5/10	@MTL	-	-	-	-	-	-	-	-	-	-	-	-	DND
13/11	5/12	MTL	0	1	1	0	14	10:04	-	-	1	0	4	1	
Playoff Totals			1	4	5	4	198	13:13	-	-	20	3	30	E	

2010 PLAYOFF PLAYER GAME-BY-GAME

24 MATT COOKE • LW

GAME # TEAM/ PLAYER	DATE	OPP.	G	A	P	PIM	SHIFTS	TOI	F/O WON	F/O LOST	SHOTS	B/S	Hits	+/-	REMARKS
1/1	4/14	OTT	0	0	0	2	17	13:27	-	-	1	0	2	-2	
2/2	4/16	OTT	0	0	0	2	22	15:51	-	-	1	0	4	-1	
3/3	4/18	@OTT	0	1	PP	1	20	14:06	-	-	0	0	2	E	
4/4	4/20	@OTT	1	0		1	4	23	14:21	0	2	1	0	4	E
5/5	4/22	OTT	0	0	0	0	35	26:11	1	0	2	1	9	-2	
6/6	4/24	@OTT	2	0	2	2	21	17:35	1	0	2	2	2	3	
7/7	4/30	MTL	0	1	1	0	22	16:18	0	2	1	1	2	E	
8/8	5/2	MTL	1	0	1	0	18	12:37	-	-	2	1	1	1	NEW CAREER HIGH W/ 4 GOALS
9/9	5/4	@MTL	0	0	0	2	19	14:49	-	-	1	0	2	E	
10/10	5/6	@MTL	0	0	0	2	15	11:22	-	-	4	0	2	-2	
11/11	5/8	MTL	0	0	0	0	21	15:28	0	1	2	0	2	E	
12/12	5/10	@MTL	0	0	0	4	19	13:48	-	-	0	0	4	-1	
13/13	5/12	MTL	0	0	0	2	18	11:25	-	-	1	0	5	E	
Playoff Totals			4	2	6	22	270	15:11	2	5	18	5	41	-4	

25 MAX TALBOT • C

GAME # TEAM/ PLAYER	DATE	OPP.	G	A	P	PIM	SHIFTS	TOI	F/O WON	F/O LOST	SHOTS	B/S	Hits	+/-	REMARKS	
1/1	4/14	OTT	0	1	1	0	15	10:54	3	6	1	2	1	1		
2/2	4/16	OTT	0	0	0	7	15	08:41	1	1	3	0	1	E		
3/3	4/18	@OTT	0	1	1	0	19	13:07	4	4	2	0	1	1		
4/4	4/20	@OTT	1	SH	1	2	2	24	14:39	4	1	2	0	1	1	GWG
5/5	4/22	OTT	0	0	0	0	28	22:35	5	8	2	0	0	E		
6/6	4/24	@OTT	0	0	0	0	24	19:39	2	0	2	0	3	E		
7/7	4/30	MTL	0	0	0	2	21	14:37	1	8	3	1	3	-1		
8/8	5/2	MTL	0	1	1	0	20	16:11	8	9	2	1	3	1		
9/9	5/4	@MTL	0	0	0	0	21	16:30	7	4	0	1	2	E		
10/10	5/6	@MTL	1	0	1	0	17	15:02	0	2	3	0	2	E		
11/11	5/8	MTL	0	0	0	0	18	14:31	3	4	0	0	2	E		
12/12	5/10	@MTL	0	0	0	0	17	13:10	2	4	0	0	0	-2		
13/13	5/12	MTL	0	0	0	0	11	05:45	2	1	3	1	2	E		
Playoff Totals			2	4	6	11	250	14:15	42	52	23	6	21	1		

2010 PLAYOFF PLAYER GAME-BY-GAME

26 RUSLAN FEDOTENKO • LW

GAME # TEAM/ PLAYER	DATE	OPP.	G	A	P	PIM	SHIFTS	TOI	F/O WON	F/O LOST	SHOTS	B/S	Hits	+/-	REMARKS
1/1	4/14	OTT	0	0	0	0	14	10:50	1	0	0	0	5	-1	
2/	4/16	OTT	-	-	-	-	-	-	-	-	-	-	-	-	DND
3/	4/18	@OTT	-	-	-	-	-	-	-	-	-	-	-	-	DND
4/	4/20	@OTT	-	-	-	-	-	-	-	-	-	-	-	-	DND
5/2	4/22	OTT	0	0	0	0	27	19:25	-	-	1	0	5	-2	
6/	4/24	@OTT	-	-	-	-	-	-	-	-	-	-	-	-	DND
7/3	4/30	MTL	0	0	0	2	17	10:31	-	-	1	1	2	E	
8/4	5/2	MTL	0	0	0	2	14	09:42	1	0	1	0	1	E	
9/5	5/4	@MTL	0	0	0	0	13	10:26	-	-	0	0	3	E	
10/6	5/6	@MTL	0	0	0	0	17	14:12	-	-	0	2	0	E	
11/	5/8	MTL	-	-	-	-	-	-	-	-	-	-	-	-	DND
12/	5/10	@MTL	-	-	-	-	-	-	-	-	-	-	-	-	DND
13/	5/12	MTL	-	-	-	-	-	-	-	-	-	-	-	-	DND
Playoff Totals			0	0	0	4	102	12:31	2	0	3	3	16	-3	

27 CRAIG ADAMS • RW

GAME # TEAM/ PLAYER	DATE	OPP.	G	A	P	PIM	SHIFTS	TOI	F/O WON	F/O LOST	SHOTS	B/S	Hits	+/-	REMARKS
1/1	4/14	OTT	1	0	1	0	11	07:32	1	1	2	0	2	1	
2/2	4/16	OTT	0	0	0	0	16	11:00	1	2	2	1	5	E	
3/3	4/18	@OTT	0	0	0	0	16	11:16	2	4	0	0	5	E	
4/4	4/20	@OTT	0	1	SH	1	0	19	12:16	4	5	1	1	4	E
5/5	4/22	OTT	0	0	0	0	22	18:55	3	3	1	1	3	E	
6/6	4/24	@OTT	0	0	0	0	14	11:30	3	4	2	1	2	E	
7/7	4/30	MTL	1	0	1	0	17	13:26	3	4	1	2	1	1	GWG
8/8	5/2	MTL	0	0	0	15	13	09:25	4	1	0	0	0	E	
9/9	5/4	@MTL	0	0	0	0	14	09:49	1	3	0	0	1	E	
10/10	5/6	@MTL	0	0	0	0	11	07:49	0	3	0	0	2	E	
11/11	5/8	MTL	0	0	0	0	14	11:32	2	0	1	4	4	E	
12/12	5/10	@MTL	0	0	0	0	9	08:07	0	1	0	0	2	E	
13/13	5/12	MTL	0	0	0	0	10	05:32	2	2	1	0	1	E	
Playoff Totals			2	1	3	15	186	10:38	26	33	11	10	32	2	

2010 PLAYOFF PLAYER GAME-BY-GAME

28 ERIC GODARD • RW

GAME # TEAM/ PLAYER	DATE	OPP.	G	A	P	PIM	SHIFTS	TOI	F/O WON	F/O LOST	SHOTS	B/S	Hits	+/-	REMARKS
1/	4/14	OTT	-	-	-		-	-	-	-	-	-	-	-	DND
2/	4/16	OTT	-	-	-		-	-	-	-	-	-	-	-	DND
3/	4/18	@OTT	-	-	-		-	-	-	-	-	-	-	-	DND
4/	4/20	@OTT	-	-	-		-	-	-	-	-	-	-	-	DND
5/	4/22	OTT	-	-	-		-	-	-	-	-	-	-	-	DND
6/	4/24	@OTT	-	-	-		-	-	-	-	-	-	-	-	DND
7/	4/30	MTL	-	-	-		-	-	-	-	-	-	-	-	DND
8/	5/2	MTL	-	-	-		-	-	-	-	-	-	-	-	DND
9/	5/4	@MTL	-	-	-		-	-	-	-	-	-	-	-	DND
10/	5/6	@MTL	-	-	-		-	-	-	-	-	-	-	-	DND
11/	5/8	MTL	-	-	-		-	-	-	-	-	-	-	-	DND
12/	5/10	@MTL	-	-	-		-	-	-	-	-	-	-	-	DND
13/	5/12	MTL	-	-	-		-	-	-	-	-	-	-	-	DND
Playoff Totals			0	0	0	0	0	0	0	0	0	0	0	0	

38 MARK LETESTU • C

GAME # TEAM/ PLAYER	DATE	OPP.	G	A	P	PIM	SHIFTS	TOI	F/O WON	F/O LOST	SHOTS	B/S	Hits	+/-	REMARKS
1/	4/14	OTT	-	-	-		-	-	-	-	-	-	-	-	WBS
2/	4/16	OTT	-	-	-		-	-	-	-	-	-	-	-	WBS
3/	4/18	@OTT	-	-	-		-	-	-	-	-	-	-	-	WBS
4/	4/20	@OTT	-	-	-		-	-	-	-	-	-	-	-	WBS
5/	4/22	OTT	-	-	-		-	-	-	-	-	-	-	-	WBS
6/	4/24	@OTT	-	-	-		-	-	-	-	-	-	-	-	WBS
7/	4/30	MTL	-	-	-		-	-	-	-	-	-	-	-	DND
8/	5/2	MTL	-	-	-		-	-	-	-	-	-	-	-	DND
9/1	5/4	@MTL	0	0	0	0	15	12:42	4	6	2	0	2	E	1ST CAREER PLAYOFF GM
10/2	5/6	@MTL	0	0	0	0	15	11:33	2	2	1	0	0	-1	
11/3	5/8	MTL	0	1	1	0	10	07:41	2	2	1	0	0	1	1ST CAREER PLYOFF PT
12/4	5/10	@MTL	0	0	0	0	8	06:40	2	3	0	0	0	E	
13/	5/12	MTL	-	-	-		-	-	-	-	-	-	-	-	DND
Playoff Totals			0	1	1	0	48	09:39	10	13	4	0	2	0	

2010 PLAYOFF PLAYER GAME-BY-GAME

44 BROOKS ORPIK • D

GAME # TEAM/ PLAYER	DATE	OPP.	G	A	P	PIM	SHIFTS	TOI	F/O WON	F/O LOST	SHOTS	B/S	Hits	+/-	REMARKS
1/1	4/14	OTT	0	0	0	0	25	18:24	-	-	0	1	1	E	
2/2	4/16	OTT	0	0	0	2	28	23:00	-	-	1	2	9	E	
3/3	4/18	@OTT	0	0	0	4	27	21:17	-	-	1	6	3	E	
4/4	4/20	@OTT	0	0	0	0	26	20:15	-	-	0	0	5	2	
5/5	4/22	OTT	0	0	0	4	49	38:30	-	-	1	1	6	E	
6/6	4/24	@OTT	0	0	0	0	34	28:28	-	-	1	1	8	1	
7/7	4/30	MTL	0	1	1	0	28	22:02	-	-	1	3	1	1	
8/8	5/2	MTL	0	0	0	2	19	16:10	-	-	0	1	4	-1	
9/9	5/4	@MTL	0	0	0	0	23	19:52	-	-	1	7	3	E	
10/10	5/6	@MTL	0	0	0	0	24	18:49	-	-	2	1	2	E	
11/11	5/8	MTL	0	1	1	0	26	22:28	-	-	1	4	5	1	
12/12	5/10	@MTL	0	0	0	0	24	17:28	-	-	4	3	0	E	
13/13	5/12	MTL	0	0	0	0	20	15:01	-	-	0	0	3	-1	
Playoff Totals			0	2	2	12	353	21:40	-	-	13	30	50	3	

48 TYLER KENNEDY • RW

GAME # TEAM/ PLAYER	DATE	OPP.	G	A	P	PIM	SHIFTS	TOI	F/O WON	F/O LOST	SHOTS	B/S	Hits	+/-	REMARKS
1/1	4/14	OTT	0	0	0	0	14	12:21	0	1	2	0	3	-2	
2/2	4/16	OTT	0	0	0	0	19	12:31	-	-	1	0	1	-1	
3/3	4/18	@OTT	0	0	0	0	16	10:55	-	-	0	0	3	E	
4/4	4/20	@OTT	0	0	0	0	6	03:37	-	-	0	0	0	E	
5/	4/22	OTT	-	-	-	-	-	-	-	-	-	-	-	-	INJ
6/	4/24	@OTT	-	-	-	-	-	-	-	-	-	-	-	-	INJ
7/	4/30	MTL	-	-	-	-	-	-	-	-	-	-	-	-	INJ
8/5	5/2	MTL	0	0	0	0	15	12:57	-	-	5	0	2	E	
9/6	5/4	@MTL	0	0	0	0	16	14:25	-	-	3	1	2	E	
10/7	5/6	@MTL	0	0	0	0	17	13:38	0	1	4	0	1	-2	
11/8	5/8	MTL	0	0	0	0	18	13:36	0	1	1	1	1	E	
12/9	5/10	@MTL	0	0	0	0	17	12:41	0	1	3	1	1	-1	
13/10	5/12	MTL	0	0	0	2	21	12:52	0	2	3	0	3	E	
Playoff Totals			0	0	0	2	159	11:57	0	6	22	3	17	-6	

2010 PLAYOFF PLAYER GAME-BY-GAME

55 SERGEI GONCHAR • D

GAME # TEAM/ PLAYER	DATE	OPP.	G	A	P	PIM	SHIFTS	TOI	F/O WON	F/O LOST	SHOTS	B/S	Hits	+/-	REMARKS	
1/1	4/14	OTT	0	2	2PP	2	0	27	25:27	-	-	0	0	0	E	
2/2	4/16	OTT	0	0		0	0	27	25:01	-	-	1	1	1	E	
3/3	4/18	@OTT	0	1		1	0	29	25:00	-	-	2	4	2	2	
4/4	4/20	@OTT	0	3	1PP	3	0	26	23:15	-	-	2	2	1	3	
5/5	4/22	OTT	0	0		0	0	49	44:08	-	-	0	2	1	E	
6/6	4/24	@OTT	0	0		0	2	35	30:01	-	-	2	1	0	2	
7/7	4/30	MTL	1	PP	0	1	0	26	24:14	-	-	3	2	1	-1	
8/8	5/2	MTL	0	0		0	0	25	25:53	-	-	2	1	0	-1	
9/9	5/4	@MTL	0	1	PP	1	0	25	24:04	-	-	2	0	0	E	
10/10	5/6	@MTL	0	0		0	0	24	24:25	-	-	2	0	1	E	
11/11	5/8	MTL	1	1	PP	2	0	26	22:25	-	-	2	1	0	1	GWG
12/12	5/10	@MTL	0	2	1PP	2	2	28	25:45	-	-	4	3	1	E	
13/13	5/12	MTL	0	0		0	0	21	24:07	-	-	2	1	1	-2	
Playoff Totals			2	10		12	4	368	26:27	-	-	24	18	9	4	

58 KRIS LETANG • RW

GAME # TEAM/ PLAYER	DATE	OPP.	G	A	P	PIM	SHIFTS	TOI	F/O WON	F/O LOST	SHOTS	B/S	Hits	+/-	REMARKS	
1/1	4/14	OTT	0	0		0	2	24	20:49	-	-	0	5	2	-1	
2/2	4/16	OTT	1	0		1	0	28	23:32	-	-	3	4	5	1	GWG
3/3	4/18	@OTT	0	0		0	0	28	18:37	-	-	2	1	1	E	
4/4	4/20	@OTT	0	0		0	0	27	24:03	-	-	1	1	1	E	
5/5	4/22	OTT	1	PP	0	1	2	50	39:02	-	-	2	2	0	E	
6/6	4/24	@OTT	0	0		0	0	34	24:49	-	-	2	1	3	-2	
7/7	4/30	MTL	1	PP	1	PP	2	0	30	21:24	-	-	3	3	0	E
8/8	5/2	MTL	0	0		0	0	26	22:08	-	-	1	0	1	-1	
9/9	5/4	@MTL	0	0		0	2	26	20:07	-	-	0	0	0	1	
10/10	5/6	@MTL	0	0		0	0	22	19:04	-	-	0	2	2	E	
11/11	5/8	MTL	1	PP	0	1	0	25	22:16	-	-	2	0	1	E	
12/12	5/10	@MTL	1	PP	0	1	0	25	21:47	-	-	4	1	0	-2	
13/13	5/12	MTL	0	1		1	0	26	24:40	-	-	3	0	3	-1	
Playoff Totals			5	2		7	6	371	23:15	-	-	23	20	19	-5	

2010 PLAYOFF PLAYER GAME-BY-GAME

71 EVGENI MALKIN • C

GAME # TEAM/ PLAYER	DATE	OPP.	G	A	P	PIM	SHIFTS	TOI	F/O WON	F/O LOST	SHOTS	B/S	Hits	+/-	REMARKS	
1/1	4/14	OTT	2	2PP	1	3	0	22	19:58	2	5	4	0	0	E	
2/2	4/16	OTT	0	0	0	0	0	22	20:25	7	5	3	0	2	E	
3/3	4/18	@OTT	1	0	1	0	0	20	18:26	0	3	3	0	0	2	
4/4	4/20	@OTT	1	PP	0	1	0	19	19:29	5	5	9	0	3	E	
5/5	4/22	OTT	0	2	PP	2	0	37	36:27	2	8	6	0	0	E	
6/6	4/24	@OTT	0	1	PP	1	0	25	22:59	2	6	2	0	1	E	
7/7	4/30	MTL	0	1	PP	1	2	22	19:35	6	1	1	0	2	-1	
8/8	5/2	MTL	0	0	0	0	0	23	20:29	3	4	3	0	3	-1	
9/9	5/4	@MTL	1	PP	0	1	0	20	19:21	3	2	7	0	3	E	GWG
10/10	5/6	@MTL	0	0	0	2	0	22	23:35	2	2	4	0	0	E	
11/11	5/8	MTL	0	1	PP	1	2	21	18:25	1	3	6	1	1	1	
12/12	5/10	@MTL	0	0	0	0	0	23	20:15	1	5	4	0	2	-1	
13/13	5/12	MTL	0	0	0	0	0	22	25:16	5	3	6	0	0	E	
Playoff Totals			5	6	11	6	298	21:54	39	52	58	1	17	E		

74 JAY MCKEE • D

GAME # TEAM/ PLAYER	DATE	OPP.	G	A	P	PIM	SHIFTS	TOI	F/O WON	F/O LOST	SHOTS	B/S	Hits	+/-	REMARKS
1/	4/14	OTT	-	-	-	-	-	-	-	-	-	-	-	-	DND
2/	4/16	OTT	-	-	-	-	-	-	-	-	-	-	-	-	DND
3/1	4/18	@OTT	0	0	0	0	19	13:28	-	-	0	2	1	2	
4/2	4/20	@OTT	0	0	0	2	20	13:01	-	-	0	4	0	1	
5/3	4/22	OTT	0	0	0	0	33	21:00	-	-	2	2	1	-1	
6/4	4/24	@OTT	0	0	0	0	18	13:26	-	-	0	2	2	E	
7/5	4/30	MTL	0	0	0	0	20	13:46	-	-	0	1	0	E	
8/	5/2	MTL	-	-	-	-	-	-	-	-	-	-	-	-	DND
9/	5/4	@MTL	-	-	-	-	-	-	-	-	-	-	-	-	DND
10/	5/6	@MTL	-	-	-	-	-	-	-	-	-	-	-	-	DND
11/	5/8	MTL	-	-	-	-	-	-	-	-	-	-	-	-	DND
12/	5/10	@MTL	-	-	-	-	-	-	-	-	-	-	-	-	DND
13/	5/12	MTL	-	-	-	-	-	-	-	-	-	-	-	-	DND
Playoff Totals			0	0	0	2	110	14:56	-	-	2	11	4	2	

2010 PLAYOFF PLAYER GAME-BY-GAME

87 SIDNEY CROSBY • C

GAME # TEAM/ PLAYER	DATE	OPP.	G	A	P	PIM	SHIFTS	TOI	F/O WON	F/O LOST	SHOTS	B/S	Hits	+/-	REMARKS	
1/1	4/14	OTT	0	3	2PP	3	0	23	21:48	11	11	2	0	2	1	
2/2	4/16	OTT	1	1		2	0	24	20:16	13	6	5	0	3	2	
3/3	4/18	@OTT	1	PP	1	2	0	24	19:49	11	5	2	0	3	1	GWG
4/4	4/20	@OTT	2	2	1PP	4	2	22	19:17	10	11	4	1	1	3	
5/5	4/22	OTT	1	2	1PP	3	0	44	37:43	23	16	8	0	0	2	
6/6	4/24	@OTT	0	0		0	0	25	21:09	9	8	3	0	1	-2	
7/7	4/30	MTL	0	2	2PP	2	0	27	21:08	11	10	1	1	3	1	
8/8	5/2	MTL	0	0		0	0	27	24:30	10	7	1	0	2	-2	
9/9	5/4	@MTL	0	0		0	0	23	22:17	13	8	1	1	0	1	
10/10	5/6	@MTL	0	1	PP	1	0	21	22:15	6	6	5	0	0	E	
11/11	5/8	MTL	0	0		0	0	23	20:33	7	11	1	0	2	E	
12/12	5/10	@MTL	1	1	PP	2	2	24	26:10	11	12	3	1	0	1	
13/13	5/12	MTL	0	0		0	2	26	28:56	20	11	5	0	0	-2	
Playoff Totals			6	13		19	6	333	23:32	155	122	41	4	17	6	

VISITOR

HOME

Game Summary



5



Eastern Conference Quarterfinals
 Wednesday, April 14, 2010
 Attendance 17,132 at Mellon Arena
 Start 7:12 EDT; End 9:35 EDT
 Game 0141
 Final



4



OTTAWA SENATORS
 Game 1 Away Game 1

PITTSBURGH PENGUINS
 Game 1 Home Game 1

SCORING SUMMARY

G	Per	Time	Str	Team	Goal	Scorer	Assist	Assist	OTT on Ice	PIT on Ice
1	1	3:03	PP	PIT	71	E.MALKIN(1)	55 S.GONCHAR(1)	87 S.CROSBY(1)	4, 22, 24, 30, 73	3, 13, 29, 55, 71, 87
2	1	8:45	EV	OTT	43	P.REGIN(1)	19 J.SPEZZA(1)	11 D.ALFFREDSSON(1)	4, 11, 19, 24, 30, 43	23, 26, 29, 44, 55, 71
3	1	14:08	EV	OTT	25	C.NEIL(1)	24 A.VOLCHENKOV(1)	22 C.KELLY(1)	4, 22, 24, 25, 30, 73	3, 4, 11, 24, 29, 48
4	2	1:20	PP	OTT	22	C.KELLY(1)	14 C.CAMPOLI(1)	65 E.KARLSSON(1)	14, 22, 25, 30, 65, 73	7, 11, 27, 29, 58
5	2	10:22	PP	PIT	71	E.MALKIN(2)	55 S.GONCHAR(2)	87 S.CROSBY(2)	4, 7, 11, 24, 30	3, 13, 29, 55, 71, 87
6	2	13:14	PP	OTT	65	E.KARLSSON(1)	12 M.FISHER(1)	7 M.CULLEN(1)	7, 11, 12, 19, 30, 65	7, 11, 24, 29, 58
7	3	5:16	EV	PIT	27	C.ADAMS(1)	9 P.DUPOUIS(1)	25 M.TALBOT(1)	4, 18, 30, 39, 47, 71	9, 25, 27, 29, 44, 55
8	3	9:40	EV	OTT	73	J.RUUTU(1)	25 C.NEIL(1)	22 C.KELLY(2)	14, 22, 25, 30, 39, 73	7, 11, 24, 29, 48, 58
9	3	17:36	EV	PIT	3	A.GOLIGOSKI(1)	87 S.CROSBY(3)	71 E.MALKIN(1)	4, 7, 11, 19, 24, 30	3, 4, 13, 29, 71, 87

OTTAWA SENATORS

PITTSBURGH PENGUINS

PENALTY SUMMARY

#	Per	Time	Player	PIM	Penalty
1	1	2:50	43 P.REGIN	2	Hooking
2	1	9:34	12 M.FISHER	2	Interference
3	2	10:09	43 P.REGIN	2	Holding
4	2	17:53	TEAM	2	Too many men/ice - bench
5	3	0:56	19 J.SPEZZA	2	Roughing
6	3	13:26	43 P.REGIN	2	Holding
TOT 6-12					

#	Per	Time	Player	PIM	Penalty
1	1	19:32	23 A.PONIKAROVSKY	2	Slashing
2	2	6:41	58 K.LETANG	2	Slashing
3	2	12:11	14 C.KUNITZ	2	Charging
4	3	0:56	24 M.COOKE	2	Roughing
TOT 4-8					

BY PERIOD

Per	Goals	Shots	PN	PIM
1	2	11	2	4
2	2	8	2	4
3	1	7	2	4
TOT	5	26	6	12

Per	Goals	Shots	PN	PIM
1	1	4	1	2
2	1	8	2	4
3	2	9	1	2
TOT	4	21	4	8

POWER PLAYS (Goals-Opp. / Power Play Time)

5v4	5v3	4v3	TOT
2-3/04:51			2-3/04:51

5v4	5v3	4v3	TOT
2-5/06:26			2-5/06:26

EVEN STRENGTH (Goals-Occurences / Time)

5v5	4v4	3v3	TOT
3-10/46:43	0-1/02:00		3-11/48:43

5v5	4v4	3v3	TOT
2-10/46:43	0-1/02:00		2-11/48:43

GOALTENDER SUMMARY

OTTAWA SENATORS		TOI				GOALS-SHOTS AGAINST			
		EV	PP	SH	TOT	1	2	3	TOT
30	G ELLIOTT, BRIAN (W)	48:39	04:51	06:26	59:56	1-4	1-8	2-9	4-21
33	G LECLAIRE, PASCAL								
EMPTY NET		00:04	00:00	00:00	00:04				
TEAM TOTALS		48:43	04:51	06:26	60:00	1-4	1-8	2-9	4-21

PITTSBURGH PENGUINS		TOI				GOALS-SHOTS AGAINST			
		EV	PP	SH	TOT	1	2	3	TOT
1	G JOHNSON, BRENT								
29	G FLEURY, MARC-ANDRE (L)	47:32	06:26	04:51	58:49	2-11	2-8	1-7	5-26
EMPTY NET		01:11	00:00	00:00	01:11				
TEAM TOTALS		48:43	06:26	04:51	60:00	2-11	2-8	1-7	5-26

OFFICIALS

Referee
 #10 Paul Devorski
 #40 Steve Kozari
 Standby
 #29 Ian Walsh

Linesman
 #71 Brad Kovachik
 #97 Jean Morin
 Standby

3 STARS By:Mellon Arena Media

- OTT C 22 C.KELLY
- OTT R 25 C.NEIL
- PIT C 71 E.MALKIN

VISITOR

HOME

Event Summary



5



4



Eastern Conference Quarterfinals
Wednesday, April 14, 2010
Attendance 17,132 at Mellon Arena
Start 7:12 EDT; End 9:35 EDT
Game 0141

Final

OTTAWA SENATORS
Game 1 Away Game 1

PITTSBURGH PENGUINS
Game 1 Home Game 1

SHOTS SUMMARY (Goals-Shots On Goal)

EV	PP		SH			TOT		
3-22	2-4					5-26		
5v5	5v4	5v3	4v5	4v4	4v3	3v5	3v4	3v3
3-21	2-4			0-1				

EV	PP		SH			TOT		
2-16	2-4		0-1			4-21		
5v5	5v4	5v3	4v5	4v4	4v3	3v5	3v4	3v3
2-16	2-4		0-1					

FACE-OFF SUMMARY (Face-offs Won-Face-offs Total / Percentage)

EV	PP	SH	TOT
30-46/65%	2-6/33%	2-6/33%	34-58/59%

EV	PP	SH	TOT
16-46/35%	4-6/67%	4-6/67%	24-58/41%

TEAM SUMMARY

OTTAWA SENATORS											TOI											
G	A	P	+/-	PN	PIM	TOT	SHF	AVG	PP	SH	EV	S	A/B	MS	HT	GV	TK	BS	FW	FL	F%	
4	D PHILLIPS, CHRIS					24:14	32	00:45	00:34	04:06	19:34	1			2	1		1				
5	D SUTTON, ANDY					20:11	26	00:46	00:00	02:44	17:27				2	1			4			
7	C CULLEN, MATT	1	1	-1		20:27	25	00:49	04:02	03:05	13:20		1	1	1			2	4	3	57	
9	L MICHALEK, MILAN					12:08	16	00:45	00:35	00:51	10:42	3				3						
11	R ALFREDSSON, DANIEL	1	1			21:02	25	00:50	04:01	02:35	14:26					1	1					
12	C FISHER, MIKE	1	1		1	19:24	23	00:50	04:02	00:24	14:58	2		1	4			1	11	5	69	
14	D CAMPOLI, CHRIS	1	1	+1		14:31	24	00:36	00:49	00:03	13:39	1		1				3				
18	C WINCHESTER, JESSE			-1		08:40	12	00:43	00:00	00:00	08:40	1	1	1					0	1	0	
19	C SPEZZA, JASON	1	1		1	18:30	22	00:50	04:02	00:00	14:28	3	2		3	1			11	4	73	
22	C KELLY, CHRIS	1	2	3	+2	15:45	21	00:45	00:15	02:57	12:33	3		1				1	5	7	42	
24	D VOLCHENKOV, ANTON	1	1	+1		21:02	29	00:43	00:00	03:39	17:23	1	1		2			3				
25	R NEIL, CHRIS	1	1	2	+2	11:11	17	00:39	00:15	00:00	10:56	2			5				0	2	0	
39	D CARKNER, MATT					14:36	24	00:36	00:00	02:20	12:16		1	1				1				
43	C REGIN, PETER	1	1	+1	3	13:15	19	00:41	00:34	00:00	12:41	2			1				1	1	50	
47	C SMITH, ZACK			-1		07:08	9	00:47	00:00	00:00	07:08	2			4				2	0	100	
65	D KARLSSON, ERIK	1	1	2		21:24	25	00:51	04:17	00:00	17:07	2	3		1			1				
71	L FOLIGNO, NICK			-1		12:06	16	00:45	00:34	00:00	11:32	1				1	1					
73	L RUUTU, JARKKO	1	1	+2		16:04	20	00:48	00:15	03:00	12:49	2			4			1	0	1	0	
30	G ELLIOTT, BRIAN																					
33	G LECLAIRE, PASCAL																					
	TEAM PENALTY				1	2																
	TEAM TOTALS	5	10	15	+5	6	12					26	11	7	34	2	2	18	34	24	59	

PITTSBURGH PENGUINS											TOI											
G	A	P	+/-	PN	PIM	TOT	SHF	AVG	PP	SH	EV	S	A/B	MS	HT	GV	TK	BS	FW	FL	F%	
3	D GOLIGOSKI, ALEX	1	1			18:58	22	00:51	02:58	00:00	16:00	2	2		1			1	2			
4	D LEOPOLD, JORDAN					19:31	23	00:50	00:59	00:36	17:56		2	1	3			1				
7	D EATON, MARK			-1		16:51	22	00:45	00:00	02:22	14:29		1	1	1	1						
9	L DUPUIS, PASCAL	1	1	+1		12:08	17	00:42	00:00	00:26	11:42	1		1	3							
11	C STAAL, JORDAN			-2		18:21	24	00:45	01:17	03:36	13:28	1	2	2	5	1			6	8	43	
13	R GUERIN, BILL			+1		18:20	21	00:52	05:09	00:00	13:11	3		1		1			0	2	0	
14	L KUNITZ, CHRIS				1	14:12	18	00:47	00:00	00:00	14:12	1		1	5	1						
23	L PONIKAROVSKY, ALEXEI			-1	1	14:29	18	00:48	01:17	00:00	13:12	1			2	1	1					
24	L COOKE, MATT			-2	1	13:27	17	00:47	00:00	02:34	10:53	1	3		2	1						
25	C TALBOT, MAXIME	1	1	+1		10:54	15	00:43	00:00	01:51	09:03	1			1			2	3	6	33	
26	L FEDOTENKO, RUSLAN			-1		10:50	14	00:46	00:56	00:00	09:54				1	5			1	0	100	
27	R ADAMS, CRAIG	1	1	+1		07:32	11	00:41	00:00	01:15	06:17	2		1	2				1	1	50	
44	D ORPIK, BROOKS					18:24	25	00:44	00:00	02:57	15:27			1	1	1		1				
48	C KENNEDY, TYLER			-2		12:21	14	00:52	00:00	00:00	12:21	2	3	3	3			1	0	1	0	
55	D GONCHAR, SERGEI	2	2			25:27	27	00:56	05:27	02:29	17:31					1						
58	D LETANG, KRIS			-1	1	20:49	24	00:52	03:28	01:18	16:03			2	1	2		5				
71	C MALKIN, EVGENI	2	1	3		19:58	22	00:54	05:30	00:00	14:28	4	3			1			2	5	29	
87	C CROSBY, SIDNEY	3	3	+1		21:48	23	00:56	05:09	00:00	16:39	2		1	2			1	11	11	50	
1	G JOHNSON, BRENT																					
29	G FLEURY, MARC-ANDRE																					

© Copyright 2007, National Hockey League 2010-04-16-21.37.57

VISITOR

HOME

Game Summary



1



Eastern Conference Quarterfinals
Friday, April 16, 2010
Attendance 17,132 at Mellon Arena
Start 7:10 EDT; End 9:30 EDT
Game 0142



2



OTTAWA SENATORS
Game 2 Away Game 2

PITTSBURGH PENGUINS
Game 2 Home Game 2

SCORING SUMMARY

G	Per	Time	Str	Team	Goal	Scorer	Assist	Assist	OTT on Ice	PIT on Ice
1	1	0:18	EV	OTT	43	P.REGIN(2)	19 J.SPEZZA(2)	11 D.ALFREDSSON(2)	4, 11, 19, 24, 30, 43	11, 24, 29, 44, 48, 55
2	1	8:45	EV	PIT	87	S.CROSBY(1)	14 C.KUNITZ(1)	13 B.GUERIN(1)	4, 11, 19, 24, 30, 43	13, 14, 29, 44, 55, 87
3	3	15:48	EV	PIT	58	K.LETANG(1)	87 S.CROSBY(4)	13 B.GUERIN(1)	5, 11, 19, 30, 43, 65	7, 13, 14, 29, 58, 87

OTTAWA SENATORS

PITTSBURGH PENGUINS

PENALTY SUMMARY

#	Per	Time	Player	PIM	Penalty	#	Per	Time	Player	PIM	Penalty
1	1	20:00	47 Z.SMITH	5	Fighting (maj)	1	1	5:16	44 B.ORPIK	2	Roughing
2	2	8:40	73 J.RUUTU	2	Unsportsmanlike conduct	2	1	20:00	25 M.TALBOT	5	Fighting (maj)
3	2	9:55	5 A.SUTTON	2	Holding	3	2	8:40	25 M.TALBOT	2	Unsportsmanlike conduct
4	3	6:20	5 A.SUTTON	2	Holding the stick	4	2	13:31	24 M.COOKE	2	Roughing
TOT 4-11						TOT 4-11					

BY PERIOD

Per	Goals	Shots	PN	PIM	Per	Goals	Shots	PN	PIM
1	1	6	1	5	1	1	10	2	7
2	0	7	2	4	2	0	11	2	4
3	0	7	1	2	3	1	10	0	0
TOT	1	20	4	11	TOT	2	31	4	11

POWER PLAYS (Goals-Opp. / Power Play Time)

5v4	5v3	4v3	TOT	5v4	5v3	4v3	TOT
0-2/04:00			0-2/04:00	0-1/03:15		0-1/00:45	0-2/04:00

EVEN STRENGTH (Goals-Occurrences / Time)

5v5	4v4	3v3	TOT	5v5	4v4	3v3	TOT
1-5/50:45	0-1/01:15		1-6/52:00	2-5/50:45	0-1/01:15		2-6/52:00

GOALTENDER SUMMARY

OTTAWA SENATORS		TOI				GOALS-SHOTS AGAINST			
		EV	PP	SH	TOT	1	2	3	TOT
30	G ELLIOTT, BRIAN (L)	50:47	04:00	04:00	58:47	1-10	0-11	1-10	2-31
33	G LECLAIRE, PASCAL								
EMPTY NET		01:13	00:00	00:00	01:13				
TEAM TOTALS		52:00	04:00	04:00	60:00	1-10	0-11	1-10	2-31

PITTSBURGH PENGUINS		TOI				GOALS-SHOTS AGAINST			
		EV	PP	SH	TOT	1	2	3	TOT
29	G FLEURY, MARC-ANDRE (W)	52:00	04:00	04:00	60:00	1-6	0-7	0-7	1-20
49	G THIESSEN, BRAD								
TEAM TOTALS		52:00	04:00	04:00	60:00	1-6	0-7	0-7	1-20

OFFICIALS

Referee
#7 Bill McCreary
#29 Ian Walsh
Standby
#23 Brad Watson

Linesman
#84 Tony Sericolo
#65 Pierre Racicot
Standby

3 STARS By:Mellon Arena Media

1. PIT C 87 S.CROSBY
2. PIT D 58 K.LETANG
3. OTT G 30 B.ELLIOTT

VISITOR

HOME

Game Summary



4



Eastern Conference Quarterfinals
 Sunday, April 18, 2010
 Attendance 20,119 at Scotiabank Place
 Start 6:41 EDT; End 9:10 EDT
 Game 0143



2



PITTSBURGH PENGUINS
 Game 3 Away Game 1

Final

OTTAWA SENATORS
 Game 3 Home Game 1

SCORING SUMMARY

G	Per	Time	Str	Team	Goal	Scorer	Assist	Assist	PIT on Ice	OTT on Ice
1	1	1:17	EV	PIT	23	A.PONIKAROVSKY(1)	9 P.DUPIUS(2)	55 S.GONCHAR(3)	9, 23, 29, 55, 71, 74	5, 7, 12, 30, 65, 71
2	2	1:53	PP	OTT	12	M.FISHER(1)	43 P.REGIN(1)	7 M.CULLEN(2)	9, 27, 29, 44, 58	7, 12, 14, 30, 43, 71
3	2	5:57	EV	PIT	71	E.MALKIN(3)	25 M.TALBOT(2)		3, 9, 25, 29, 55, 71	5, 11, 19, 30, 43, 65
4	2	19:15	PP	PIT	87	S.CROSBY(2)	24 M.COOKE(1)	13 B.GUERIN(2)	13, 24, 29, 55, 58, 87	5, 11, 12, 30, 39
5	3	4:27	EV	PIT	13	B.GUERIN(1)	14 C.KUNITZ(2)	87 S.CROSBY(5)	3, 13, 14, 29, 74, 87	4, 7, 12, 24, 30, 71
6	3	12:58	PP	OTT	7	M.CULLEN(1)	11 D.ALFPREDSSON(3)	19 J.SPEZZA(3)	11, 24, 29, 44, 58	7, 11, 12, 19, 30, 65

PITTSBURGH PENGUINS

OTTAWA SENATORS

PENALTY SUMMARY

#	Per	Time	Player	PIM	Penalty	#	Per	Time	Player	PIM	Penalty
1	1	19:19	44 B.ORPIK	2	Roughing	1	1	7:35	25 C.NEIL	2	Interference
2	1	20:00	11 J.STAAL	2	Slashing	2	1	13:52	14 C.CAMPOLI	2	Cross checking
3	2	17:04	24 M.COOKE	2	Boarding	3	1	19:19	39 M.CARKNER	2	Roughing
4	3	4:43	7 M.EATON	2	Roughing	4	2	13:55	25 C.NEIL	2	Charging
5	3	11:31	13 B.GUERIN	2	Hooking	5	2	13:55	73 J.RUUTU	10	Misconduct (10 min)
6	3	18:03	44 B.ORPIK	2	Hooking	6	2	17:31	65 E.KARLSSON	2	Slashing
TOT 6-12						TOT 8-24					

BY PERIOD

Per	Goals	Shots	PN	PIM	Per	Goals	Shots	PN	PIM
1	1	4	2	4	1	0	5	3	6
2	2	11	1	2	2	1	8	3	14
3	1	9	3	6	3	1	9	2	4
TOT	4	24	6	12	TOT	2	22	8	24

POWER PLAYS (Goals-Opp. / Power Play Time)

5v4	5v3	4v3	TOT	5v4	5v3	4v3	TOT
1-5/07:11			1-5/07:11	2-3/03:25		0-1/01:19	2-4/04:44

EVEN STRENGTH (Goals-Occurrences / Time)

5v5	4v4	3v3	TOT	5v5	4v4	3v3	TOT
3-8/42:51	0-4/05:14		3-12/48:05	0-8/42:51	0-4/05:14		0-12/48:05

GOALTENDER SUMMARY

		TOI				GOALS-SHOTS AGAINST			
		EV	PP	SH	TOT	1	2	3	TOT
PITTSBURGH PENGUINS									
29	G FLEURY, MARC-ANDRE (W)	47:59	07:11	04:44	59:54	0-5	1-8	1-9	2-22
49	G THIESSEN, BRAD								
EMPTY NET		00:06	00:00	00:00	00:06				
TEAM TOTALS		48:05	07:11	04:44	60:00	0-5	1-8	1-9	2-22
OTTAWA SENATORS									
		TOI				GOALS-SHOTS AGAINST			
		EV	PP	SH	TOT	1	2	3	TOT
30	G ELLIOTT, BRIAN (L)	48:03	02:52	07:03	57:58	1-4	2-11	1-9	4-24
33	G LECLAIRE, PASCAL								
EMPTY NET		00:02	01:52	00:08	02:02				
TEAM TOTALS		48:05	04:44	07:11	60:00	1-4	2-11	1-9	4-24

OFFICIALS

Referee
 #3 Mike Leggo
 #27 Eric Furlatt
Standby
 #18 Greg Kimmerly

Linesman
 #75 Derek Amell
 #68 Scott Driscoll
Standby

3 STARS By:Team 1200

- PIT C 87 S.CROSBY
- OTT C 43 P.REGIN
- PIT C 71 E.MALKIN

VISITOR

HOME

Event Summary



4



Eastern Conference Quarterfinals
Sunday, April 18, 2010
Attendance 20,119 at Scotiabank Place
Start 6:41 EDT; End 9:10 EDT
Game 0143



2



PITTSBURGH PENGUINS
Game 3 Away Game 1

Final

OTTAWA SENATORS
Game 3 Home Game 1

SHOTS SUMMARY (Goals-Shots On Goal)

Table with columns: EV, PP, SH, TOT and sub-columns for 5v5, 5v4, 5v3, 4v5, 4v4, 4v3, 3v5, 3v4, 3v3

Table with columns: EV, PP, SH, TOT and sub-columns for 5v5, 5v4, 5v3, 4v5, 4v4, 4v3, 3v5, 3v4, 3v3

FACE-OFF SUMMARY (Face-offs Won-Face-offs Total / Percentage)

Table with columns: EV, PP, SH, TOT and percentage values

Table with columns: EV, PP, SH, TOT and percentage values

TEAM SUMMARY

Main player statistics table with columns for player name, G, A, P, +/-, PN, PIM, TOT, SHF, AVG, PP, SH, EV, S, A/B, MS, HT, GV, TK, BS, FW, FL, F%

G=Goals A=Assists P=Points +/-=Plus/Minus PN=Number of Penalties PIM=Penalty Minutes TOI=Time On Ice SHF=# of Shifts AVG=Average Time/Shift S=Shots on Goal A/B=Attempts Blocked MS=Missed Shots HT=Hits Given GV=Giveaways TK=Takeaways BS=Blocked Shots FW=Faceoffs Won FL=Faceoffs Lost F%=Faceoff Win Percentage PP=Power Play SH=Short Handed EV=Even Strength OT=Overtime TOT=Total

VISITOR

HOME

Game Summary



7



Eastern Conference Quarterfinals
 Tuesday, April 20, 2010
 Attendance 20,014 at Scotiabank Place
 Start 7:10 EDT; End 9:55 EDT
 Game 0144



4



PITTSBURGH PENGUINS
 Game 4 Away Game 2

Final

OTTAWA SENATORS
 Game 4 Home Game 2

SCORING SUMMARY

G	Per	Time	Str	Team	Goal	Scorer	Assist	Assist	PIT on Ice	OTT on Ice
1	1	11:50	PP	PIT	71	E.MALKIN(4)	55 S.GONCHAR(4)	87 S.CROSBY(6)	14, 29, 55, 58, 71, 87	4, 7, 12, 30, 39
2	2	3:47	EV	PIT	87	S.CROSBY(3)	14 C.KUNITZ(3)	55 S.GONCHAR(5)	13, 14, 29, 44, 55, 87	4, 11, 19, 24, 30, 43
3	2	3:59	EV	PIT	24	M.COOKE(1)	25 M.TALBOT(3)		3, 11, 24, 25, 29, 74	7, 12, 14, 30, 39, 47
4	2	6:12	EV	PIT	87	S.CROSBY(4)	55 S.GONCHAR(6)	14 C.KUNITZ(4)	13, 14, 29, 44, 55, 87	4, 22, 24, 25, 30, 73
5	2	7:06	EV	OTT	25	C.NEIL(2)	14 C.CAMPOLI(2)	22 C.KELLY(3)	7, 11, 24, 25, 29, 58	14, 22, 25, 33, 39, 73
6	2	10:59	EV	OTT	11	D.ALFRÉDSSON(1)	65 E.KARLSSON(2)	7 M.CULLEN(3)	3, 9, 17, 27, 29, 44	5, 7, 11, 12, 33, 65
7	2	12:38	SH	PIT	25	M.TALBOT(1)	27 C.ADAMS(1)		25, 27, 29, 44, 55	7, 11, 12, 19, 33, 65
8	2	13:19	PP	OTT	7	M.CULLEN(2)	19 J.SPEZZA(4)	11 D.ALFRÉDSSON(4)	25, 27, 29, 44	7, 11, 12, 19, 33, 65
9	2	18:11	EV	PIT	14	C.KUNITZ(1)	87 S.CROSBY(7)	13 B.GUERIN(3)	3, 13, 14, 29, 58, 87	4, 22, 24, 25, 33, 73
10	3	7:37	PP	OTT	19	J.SPEZZA(1)	65 E.KARLSSON(3)	7 M.CULLEN(4)	11, 27, 29, 55	7, 11, 12, 19, 33, 65
11	3	12:27	PP	PIT	11	J.STAAL(1)	3 A.GOLIGOSKI(1)	23 A.PONIKAROVSKY(1)	3, 11, 14, 23, 29, 55	12, 14, 33, 39, 43

PITTSBURGH PENGUINS

OTTAWA SENATORS

PENALTY SUMMARY

#	Per	Time	Player	PIM	Penalty
1	1	6:37	25 M.TALBOT	2	Roughing
2	1	13:46	17 M.RUPP	2	Roughing
3	1	15:33	87 S.CROSBY	2	Slashing
4	2	11:45	11 J.STAAL	2	Hooking
5	2	13:07	74 J.MCKEE	2	Hooking
6	3	6:44	14 C.KUNITZ	2	Interference
7	3	7:04	24 M.COOKE	2	Hooking
8	3	18:23	24 M.COOKE	2	Roughing
TOT 8-16					

#	Per	Time	Player	PIM	Penalty
1	1	6:37	22 C.KELLY	2	Roughing
2	1	6:37	25 C.NEIL	2	Roughing
3	1	10:35	24 A.VOLCHENKOV	2	Hooking
4	1	13:46	65 E.KARLSSON	2	Roughing
5	2	7:06	25 C.NEIL	2	Roughing
6	2	19:11	TEAM	2	Too many men/ice - bench
7	3	2:22	TEAM	2	Too many men/ice - bench
8	3	10:33	5 A.SUTTON	2	Hooking
9	3	18:23	73 J.RUUTU	2	Roughing
10	3	18:23	25 C.NEIL	2	Cross checking
11	3	18:23	73 J.RUUTU	2	Roughing
12	3	18:23	25 C.NEIL	10	Misconduct (10 min)
13	3	18:23	73 J.RUUTU	10	Misconduct (10 min)
14	3	19:36	5 A.SUTTON	2	Cross checking
15	3	19:36	39 M.CARKNER	10	Misconduct (10 min)
TOT 15-54					

BY PERIOD

Per	Goals	Shots	PN	PIM
1	1	14	3	6
2	5	17	2	4
3	1	11	3	6
TOT	7	42	8	16

Per	Goals	Shots	PN	PIM
1	0	6	4	8
2	3	14	2	4
3	1	10	9	42
TOT	4	30	15	54

POWER PLAYS (Goals-Opp. / Power Play Time)

5v4	5v3	4v3	TOT
2-6/11:09	0-1/01:37		2-7/12:46

5v4	5v3	4v3	TOT
0-2/06:44	2-2/00:45	0-1/00:13	2-5/07:42

EVEN STRENGTH (Goals-Occurrences / Time)

5v5	4v4	3v3	TOT
4-10/37:45	0-1/01:47		4-11/39:32

5v5	4v4	3v3	TOT
2-10/37:45	0-1/01:47		2-11/39:32

GOALTENDER SUMMARY

PITTSBURGH PENGUINS			TOI				GOALS-SHOTS AGAINST			
	G		EV	PP	SH	TOT	1	2	3	TOT
1	G	JOHNSON, BRENT								
29	G	FLEURY, MARC-ANDRE (W)	39:32	12:46	07:42	60:00	0-6	3-14	1-10	4-30
TEAM TOTALS			39:32	12:46	07:42	60:00	0-6	3-14	1-10	4-30

OTTAWA SENATORS			TOI				GOALS-SHOTS AGAINST			
	G		EV	PP	SH	TOT	1	2	3	TOT
30	G	ELLIOTT, BRIAN	20:57	02:00	03:15	26:12	1-14	3-5		4-19
33	G	LECLAIRE, PASCAL (L)	18:32	05:38	09:31	33:41		2-12	1-11	3-23
EMPTY NET			00:03	00:04	00:00	00:07				
TEAM TOTALS			39:32	07:42	12:46	60:00	1-14	5-17	1-11	7-42

OFFICIALS

Referee
 #34 Brad Meier
 #23 Brad Watson
Standby
 #25 Marc Joannette

Linesman
 #93 Brian Murphy
 #80 Thor Nelson
Standby

3 STARS By: Team 1200

1. PIT C 87 S.CROSBY
2. PIT D 55 S.GONCHAR
3. OTT R 11 D.ALFRÉDSSON

VISITOR

HOME

Game Summary



4



Eastern Conference Quarterfinals
Thursday, April 22, 2010
Attendance 17,132 at Mellon Arena
Start 7:10 EDT; End 11:40 EDT
Game 0145



3



OTTAWA SENATORS
Game 5 Away Game 3

PITTSBURGH PENGUINS
Game 5 Home Game 3

SCORING SUMMARY

G	Per	Time	Str	Team	Goal	Scorer	Assist	Assist	OTT on Ice	PIT on Ice
1	1	10:25	PP	OTT	12	M.FISHER(2)	65 E.KARLSSON(4)	19 J.SPEZZA(5)	7, 11, 12, 19, 33, 65	11, 24, 29, 44, 55
2	1	11:33	EV	OTT	73	J.RUUTU(2)	71 N.FOLIGNO(1)	22 C.KELLY(4)	4, 5, 19, 33, 71, 73	3, 13, 14, 29, 71, 74
3	1	18:05	PP	PIT	58	K.LETANG(2)	71 E.MALKIN(2)	87 S.CROSBY(8)	5, 22, 24, 33, 73	13, 29, 55, 58, 71, 87
4	2	18:34	EV	PIT	14	C.KUNITZ(2)	87 S.CROSBY(9)	13 B.GUERIN(4)	4, 7, 11, 12, 24, 33	13, 14, 29, 44, 55, 87
5	3	9:01	EV	PIT	87	S.CROSBY(5)	71 E.MALKIN(3)		5, 18, 19, 33, 47, 65	7, 9, 29, 58, 71, 87
6	3	10:24	EV	OTT	43	P.REGIN(3)	19 J.SPEZZA(6)	65 E.KARLSSON(5)	5, 19, 33, 43, 65, 71	7, 11, 24, 26, 29, 58
7	6	7:06	EV	OTT	39	M.CARKNER(1)	11 D.ALFREDSSON(5)	12 M.FISHER(2)	7, 11, 12, 14, 33, 39	11, 24, 26, 29, 44, 55

OTTAWA SENATORS

PITTSBURGH PENGUINS

PENALTY SUMMARY

#	Per	Time	Player	PIM	Penalty
1	1	1:24	73 J.RUUTU	2	Roughing
2	1	17:51	4 C.PHILLIPS	2	Cross checking
3	1	19:49	4 C.PHILLIPS	2	Tripping
4	3	1:54	14 C.CAMPOLI	2	Slashing
5	3	11:07	73 J.RUUTU	2	Elbowing
6	3	14:14	12 M.FISHER	2	Hi-sticking
7	3	14:14	12 M.FISHER	2	Hi-sticking
8	4	12:28	19 J.SPEZZA	2	Cross checking
9	4	17:55	71 N.FOLIGNO	2	Roughing
TOT 9-18					

#	Per	Time	Player	PIM	Penalty
1	1	10:00	17 M.RUPP	2	Roughing
2	2	3:10	9 P.DUPUIS	2	Interference
3	3	12:44	23 A.PONIKAROVSKY	2	Hooking
4	3	14:14	29 M.FLEURY	2	Roughing
5	3	14:44	11 J.STAAL	2	Interference on goalkeeper
6	4	10:52	44 B.ORPIK	2	Delaying the game
7	4	15:40	58 K.LETANG	2	Holding
8	4	17:55	44 B.ORPIK	2	Holding
TOT 8-16					

BY PERIOD

Per	Goals	Shots	PN	PIM
1	2	10	3	6
2	0	5	0	0
3	1	8	4	8
4	0	11	2	4
5	0	6	0	0
6	1	4	0	0
TOT	4	44	9	18

Per	Goals	Shots	PN	PIM
1	1	9	1	2
2	1	19	1	2
3	1	14	3	6
4	0	6	3	6
5	0	7	0	0
6	0	4	0	0
TOT	3	59	8	16

POWER PLAYS (Goals-Opp. / Power Play Time)

5v4	5v3	4v3	TOT
1-6/07:38			1-6/07:38

5v4	5v3	4v3	TOT
1-7/09:27			1-7/09:27

EVEN STRENGTH (Goals-Occurrences / Time)

5v5	4v4	3v3	TOT
3-11/85:14	0-4/04:47		3-15/90:01

5v5	4v4	3v3	TOT
2-11/85:14	0-4/04:47		2-15/90:01

GOALTENDER SUMMARY

OTTAWA SENATORS		TOI				GOALS-SHOTS AGAINST								
		EV	PP	SH	TOT	1	2	3	4	5	6	TOT		
30	G ELLIOTT, BRIAN													
33	G LECLAIRE, PASCAL (W)	90:01	07:38	09:27	107:06	1-9	1-19	1-14	0-6	0-7	0-4	3-59		
TEAM TOTALS		90:01	07:38	09:27	107:06	1-9	1-19	1-14	0-6	0-7	0-4	3-59		

PITTSBURGH PENGUINS		TOI				GOALS-SHOTS AGAINST						
		EV	PP	SH	TOT	1	2	3	4	5	6	TOT
1	G JOHNSON, BRENT											
29	G FLEURY, MARC-ANDRE (OT)	89:55	09:27	07:38	107:00	2-10	0-5	1-8	0-11	0-6	1-4	4-44
EMPTY NET		00:06	00:00	00:00	00:06							
TEAM TOTALS		90:01	09:27	07:38	107:06	2-10	0-5	1-8	0-11	0-6	1-4	4-44

VISITOR

HOME

Game Summary



4



Eastern Conference Quarterfinals
Saturday, April 24, 2010
Attendance 20,122 at Scotiabank Place
Start 7:14 EDT; End 10:16 EDT
Game 0146
Final



3



PITTSBURGH PENGUINS
Game 6 Away Game 3

OTTAWA SENATORS
Game 6 Home Game 3

SCORING SUMMARY

G	Per	Time	Str	Team	Goal	Scorer	Assist	Assist	PIT on Ice	OTT on Ice
1	1	5:19	EV	OTT	7	M.CULLEN(3)	11 D.ALFREDSSON(6)	24 A.VOLCHENKOV(2)	7, 13, 14, 29, 58, 87	4, 7, 11, 12, 24, 33
2	2	1:51	EV	OTT	25	C.NEIL(3)	22 C.KELLY(5)	73 J.RUUTU(1)	7, 13, 14, 29, 58, 87	4, 22, 24, 25, 33, 73
3	2	9:48	EV	OTT	11	D.ALFREDSSON(2)	7 M.CULLEN(5)	12 M.FISHER(3)	7, 13, 14, 29, 58, 87	4, 7, 11, 12, 24, 33
4	2	10:56	EV	PIT	24	M.COOKIE(2)	11 J.STAAL(1)	9 P.DUPOUIS(3)	9, 11, 24, 29, 44, 55	14, 22, 25, 33, 39, 73
5	3	7:03	PP	PIT	13	B.GUERIN(2)	3 A.GOLIGOSKI(2)	71 E.MALKIN(4)	3, 13, 29, 58, 71, 87	5, 7, 22, 33, 39
6	3	12:24	EV	PIT	24	M.COOKIE(3)	7 M.EATON(1)	23 A.PONIKAROVSKY(2)	7, 23, 24, 29, 55, 87	4, 7, 11, 12, 24, 33
7	4	9:56	EV	PIT	9	P.DUPOUIS(1)	11 J.STAAL(2)		7, 9, 11, 24, 29, 58	5, 10, 18, 33, 47, 65

PITTSBURGH PENGUINS

OTTAWA SENATORS

PENALTY SUMMARY

#	Per	Time	Player	PIM	Penalty	#	Per	Time	Player	PIM	Penalty
1	1	19:26	24 M.COOKIE	2	Charging	1	1	16:30	73 J.RUUTU	2	Holding
2	2	16:19	55 S.GONCHAR	2	Hooking	2	3	5:11	24 A.VOLCHENKOV	2	Interference
TOT 2-4						TOT 2-4					

BY PERIOD

Per	Goals	Shots	PN	PIM	Per	Goals	Shots	PN	PIM
1	0	10	1	2	1	1	11	1	2
2	1	11	1	2	2	2	12	0	0
3	2	18	0	0	3	0	4	1	2
4	1	4	0	0	4	0	4	0	0
TOT	4	43	2	4	TOT	3	31	2	4

POWER PLAYS (Goals-Opp. / Power Play Time)

5v4	5v3	4v3	TOT	5v4	5v3	4v3	TOT
1-2/03:52			1-2/03:52	0-2/04:00			0-2/04:00

EVEN STRENGTH (Goals-Occurrences / Time)

5v5	4v4	3v3	TOT	5v5	4v4	3v3	TOT
3-5/62:04			3-5/62:04	3-5/62:04			3-5/62:04

GOALTENDER SUMMARY

PITTSBURGH PENGUINS		TOI				GOALS-SHOTS AGAINST				
		EV	PP	SH	TOT	1	2	3	4	TOT
1	G JOHNSON, BRENT									
29	G FLEURY, MARC-ANDRE (W)	61:36	03:52	04:00	69:28	1-11	2-12	0-4	0-4	3-31
EMPTY NET		00:28	00:00	00:00	00:28					
TEAM TOTALS		62:04	03:52	04:00	69:56	1-11	2-12	0-4	0-4	3-31

OTTAWA SENATORS		TOI				GOALS-SHOTS AGAINST				
		EV	PP	SH	TOT	1	2	3	4	TOT
30	G ELLIOTT, BRIAN									
33	G LECLAIRE, PASCAL (OT)	62:04	04:00	03:52	69:56	0-10	1-11	2-18	1-4	4-43
TEAM TOTALS		62:04	04:00	03:52	69:56	0-10	1-11	2-18	1-4	4-43

OFFICIALS

Referee
#4 Wes McCauley
#24 Stephen Walkom
Standby
#5 Chris Rooney

Linesman
#71 Brad Kovachik
#97 Jean Morin
Standby
#59 Steve Barton

3 STARS By:Team 1200

- 1. PIT L 9 P.DUPOUIS
- 2. PIT L 24 M.COOKIE
- 3. OTT C 7 M.CULLEN

VISITOR

HOME

Event Summary



4



Eastern Conference Quarterfinals
Saturday, April 24, 2010
Attendance 20,122 at Scotiabank Place
Start 7:14 EDT; End 10:16 EDT
Game 0146



3



PITTSBURGH PENGUINS
Game 6 Away Game 3

Final

OTTAWA SENATORS
Game 6 Home Game 3

SHOTS SUMMARY (Goals-Shots On Goal)

Table with columns EV, PP, SH, TOT and sub-columns for 5v5, 5v4, 5v3, 4v5, 4v4, 4v3, 3v5, 3v4, 3v3. Values: 3-36, 1-7, 4-43.

Table with columns EV, PP, SH, TOT and sub-columns for 5v5, 5v4, 5v3, 4v5, 4v4, 4v3, 3v5, 3v4, 3v3. Values: 3-29, 0-2, 3-31.

FACE-OFF SUMMARY (Face-offs Won-Face-offs Total / Percentage)

Table with columns EV, PP, SH, TOT. Values: 23-46/50%, 1-5/20%, 1-4/25%, 25-55/45%.

Table with columns EV, PP, SH, TOT. Values: 23-46/50%, 3-4/75%, 4-5/80%, 30-55/55%.

TEAM SUMMARY

Main team summary table with columns for player name, G, A, P, +/-, PN, PIM, TOI (TOT, SHF, AVG, PP, SH, EV), S, A/B, MS, HT, GV, TK, BS, FW, FL, F%. Includes rows for Pittsburgh Penguins and Ottawa Senators players and their totals.

G=Goals A=Assists P=Points +/-=Plus/Minus PN=Number of Penalties PIM=Penalty Minutes TOI=Time On Ice SHF=# of Shifts AVG=Average Time/Shift S=Shots on Goal A/B=Attempts Blocked MS=Missed Shots HT=Hits Given GV=Giveaways TK=Takeaways BS=Blocked Shots FW=Faceoffs Won FL=Faceoffs Lost F%=Faceoff Win Percentage PP=Power Play SH=Short Handed EV=Even Strength OT=Overtime TOT=Total

VISITOR

HOME

Game Summary



3



Eastern Conference Semifinals
Friday, April 30, 2010
Attendance 17,132 at Mellon Arena
Start 7:12 EDT; End 9:36 EDT
Game 0211
Final



6



MONTREAL CANADIENS
Game 8 Away Game 5

PITTSBURGH PENGUINS
Game 7 Home Game 4

SCORING SUMMARY

G	Per	Time	Str	Team	Goal Scorer	Assist	Assist	MTL on Ice	PIT on Ice
1	1	4:30	EV	MTL	76 P.SUBBAN(1)	unassisted		13, 14, 41, 44, 46, 76	7, 9, 11, 24, 29, 58
2	1	8:38	PP	PIT	55 S.GONCHAR(1)	58 K.LETANG(1)	71 E.MALKIN(5)	14, 26, 41, 75, 94	13, 29, 55, 58, 71, 87
3	1	13:27	PP	PIT	11 J.STAAL(2)	23 A.PONIKAROVSKY(3)	3 A.GOLIGOSKI(3)	21, 26, 41, 42, 75	3, 11, 14, 23, 29, 55
4	2	2:34	PP	PIT	58 K.LETANG(3)	87 S.CROSBY(10)		20, 21, 41, 44, 91	13, 29, 55, 58, 71, 87
5	2	15:27	EV	MTL	13 M.CAMMALLERI(6)	91 S.GOMEZ(4)	21 B.GIONTA(3)	13, 21, 41, 47, 76, 91	7, 23, 25, 29, 55, 71
6	2	18:36	EV	PIT	27 C.ADAMS(2)	9 P.DUPOUIS(4)	24 M.COOKE(2)	21, 41, 47, 57, 76, 91	3, 7, 9, 24, 27, 29
7	3	2:59	PP	PIT	3 A.GOLIGOSKI(2)	87 S.CROSBY(11)	13 B.GUERIN(5)	14, 20, 41, 75, 94	3, 13, 29, 55, 71, 87
8	3	12:29	PP	MTL	21 B.GIONTA(3)	47 M.BERGERON(3)	91 S.GOMEZ(5)	13, 21, 31, 47, 76, 91	24, 27, 29, 44, 55
9	3	19:11	EV-EN	PIT	13 B.GUERIN(3)	14 C.KUNITZ(5)	44 B.ORPIK(1)	13, 21, 47, 57, 76, 91	13, 14, 29, 44, 58, 87

MONTREAL CANADIENS

PITTSBURGH PENGUINS

PENALTY SUMMARY

#	Per	Time	Player	PIM	Penalty
1	1	8:12	21 B.GIONTA	2	Tripping
2	1	11:46	91 S.GOMEZ	2	Roughing
3	1	11:46	32 T.MOEN	2	Roughing
4	2	1:09	TEAM	2	Too many men/ice - bench
5	3	1:14	21 B.GIONTA	2	Delay of game
6	3	9:17	91 S.GOMEZ	2	Roughing
7	3	15:24	75 H.GILL	2	Holding
TOT 7-14					

#	Per	Time	Player	PIM	Penalty
1	1	5:29	71 E.MALKIN	2	Interference
2	1	11:46	7 M.EATON	2	Roughing
3	2	10:52	25 M.TALBOT	2	Hooking
4	3	9:17	17 M.RUPP	2	Roughing
5	3	9:17	17 M.RUPP	2	Roughing
6	3	11:36	14 C.KUNITZ	2	Slashing
7	3	15:24	26 R.FEDOTENKO	2	Diving
TOT 7-14					

BY PERIOD

Per	Goals	Shots	PN	PIM
1	1	7	3	6
2	1	12	1	2
3	1	12	3	6
TOT	3	31	7	14

Per	Goals	Shots	PN	PIM
1	2	7	2	4
2	2	9	1	2
3	2	8	4	8
TOT	6	24	7	14

POWER PLAYS (Goals-Opp. / Power Play Time)

5v4	5v3	4v3	TOT
1-4/06:53			1-4/06:53

5v4	5v3	4v3	TOT
4-4/05:17			4-4/05:17

EVEN STRENGTH (Goals-Occurrences / Time)

5v5	4v4	3v3	TOT
2-10/45:50	0-1/02:00		2-11/47:50

5v5	4v4	3v3	TOT
2-10/45:50	0-1/02:00		2-11/47:50

GOALTENDER SUMMARY

MONTREAL CANADIENS		TOI				GOALS-SHOTS AGAINST			
		EV	PP	SH	TOT	1	2	3	TOT
31	G PRICE, CAREY	11:13	02:53	00:00	14:06			0-3	0-3
41	G HALAK, JAROSLAV (L)	36:01	04:00	05:17	45:18	2-7	2-9	1-4	5-20
EMPTY NET		00:36	00:00	00:00	00:36			1-1	1-1
TEAM TOTALS		47:50	06:53	05:17	60:00	2-7	2-9	2-8	6-24

PITTSBURGH PENGUINS		TOI				GOALS-SHOTS AGAINST			
		EV	PP	SH	TOT	1	2	3	TOT
1	G JOHNSON, BRENT								
29	G FLEURY, MARC-ANDRE (W)	47:35	05:17	06:53	59:45	1-7	1-12	1-12	3-31
EMPTY NET		00:15	00:00	00:00	00:15				
TEAM TOTALS		47:50	05:17	06:53	60:00	1-7	1-12	1-12	3-31

OFFICIALS

Referee #28 Chris Lee #7 Bill McCreary Standby #4 Wes McCauley	Linesman #68 Scott Driscoll #57 Jay Sharrers Standby
--	---

3 STARS By:Mellon Arena Media

- PIT C 87 S.CROSBY
- PIT D 58 K.LETANG
- MTL R 21 B.GIONTA

VISITOR

HOME

Event Summary



3



Eastern Conference Semifinals
Friday, April 30, 2010
Attendance 17,132 at Mellon Arena
Start 7:12 EDT; End 9:36 EDT
Game 0211



6



MONTREAL CANADIENS
Game 8 Away Game 5

Final

PITTSBURGH PENGUINS
Game 7 Home Game 4

SHOTS SUMMARY (Goals-Shots On Goal)

Table with 2 columns: EV, PP, SH, TOT. Each column has sub-columns for 5v5, 5v4, 5v3, 4v5, 4v4, 4v3, 3v5, 3v4, 3v3.

FACE-OFF SUMMARY (Face-offs Won-Face-offs Total / Percentage)

Table with 4 columns: EV, PP, SH, TOT. Each column contains face-off statistics and percentages.

TEAM SUMMARY

Main team summary table for Montreal Canadiens. Columns include G, A, P, +/-, PN, PIM, and various TOI metrics (TOT, SHF, AVG, PP, SH, EV) and S, A/B, MS, HT, GV, TK, BS, FW, FL, F%.

Main team summary table for Pittsburgh Penguins. Columns include G, A, P, +/-, PN, PIM, and various TOI metrics (TOT, SHF, AVG, PP, SH, EV) and S, A/B, MS, HT, GV, TK, BS, FW, FL, F%.

G=Goals A=Assists P=Points +/-=Plus/Minus PN=Number of Penalties PIM=Penalty Minutes TOI=Time On Ice SHF=# of Shifts AVG=Average Time/Shift S=Shots on Goal A/B=Attempts Blocked MS=Missed Shots HT=Hits Given GV=Giveaways TK=Takeaways BS=Blocked Shots FW=Faceoffs Won FL=Faceoffs Lost F%=Faceoff Win Percentage PP=Power Play SH=Short Handed EV=Even Strength OT=Overtime TOT=Total

VISITOR

Game Summary

HOME



3



Eastern Conference Semifinals
Sunday, May 2, 2010
Attendance 17,132 at Mellon Arena
Start 2:21 EDT; End 4:38 EDT
Game 0212
Final



1



MONTREAL CANADIENS
Game 9 Away Game 6

PITTSBURGH PENGUINS
Game 8 Home Game 5

SCORING SUMMARY

G	Per	Time	Str	Team	Goal	Scorer	Assist	Assist	MTL on Ice	PIT on Ice		
1	1	4:38	EV	PIT	24	M.COOKE(4)	25	M.TALBOT(4)	9	P.DUPOUIS(5)	20, 41, 46, 47, 52, 61	3, 4, 9, 24, 25, 29
2	1	15:48	EV	MTL	21	B.GIONTA(4)	91	S.GOMEZ(6)	57	B.POULIOT(2)	21, 26, 41, 57, 75, 91	9, 14, 29, 44, 55, 87
3	2	7:29	PP	MTL	13	M.CAMMALLERI(7)	76	P.SUBBAN(2)	91	S.GOMEZ(7)	13, 21, 41, 47, 76, 91	7, 24, 25, 29, 58
4	3	17:06	EV	MTL	13	M.CAMMALLERI(8)	14	T.PLEKANEC(4)			13, 14, 26, 32, 41, 75	4, 23, 29, 58, 71, 87

MONTREAL CANADIENS

PITTSBURGH PENGUINS

PENALTY SUMMARY

#	Per	Time	Player	PIM	Penalty	#	Per	Time	Player	PIM	Penalty
1	2	19:54	75 H.GILL	2	Interference	1	1	9:44	26 R.FEDOTENKO	2	Interference
2	3	2:22	13 M.CAMMALLERI	2	Hi-sticking	2	2	7:17	44 B.ORPIK	2	Holding
3	3	8:41	47 M.BERGERON	2	Holding	3	3	17:36	27 C.ADAMS	5	Checking from behind (maj)
TOT 3-6						TOT 4-19					

BY PERIOD

Per	Goals	Shots	PN	PIM	Per	Goals	Shots	PN	PIM
1	1	12	0	0	1	1	9	1	2
2	1	3	1	2	2	0	18	1	2
3	1	6	2	4	3	0	12	2	15
TOT	3	21	3	6	TOT	1	39	4	19

POWER PLAYS (Goals-Opp. / Power Play Time)

5v4	5v3	4v3	TOT	5v4	5v3	4v3	TOT
1-3/04:36			1-3/04:36	0-3/06:00			0-3/06:00

EVEN STRENGTH (Goals-Occurrences / Time)

5v5	4v4	3v3	TOT	5v5	4v4	3v3	TOT
2-6/49:24			2-6/49:24	1-6/49:24			1-6/49:24

GOALTENDER SUMMARY

		TOI				GOALS-SHOTS AGAINST			
		EV	PP	SH	TOT	1	2	3	TOT
31	G PRICE, CAREY								
41	G HALAK, JAROSLAV (W)	49:24	04:36	06:00	60:00	1-9	0-18	0-12	1-39
TEAM TOTALS		49:24	04:36	06:00	60:00	1-9	0-18	0-12	1-39

		TOI				GOALS-SHOTS AGAINST			
		EV	PP	SH	TOT	1	2	3	TOT
1	G JOHNSON, BRENT								
29	G FLEURY, MARC-ANDRE (L)	49:24	06:00	04:36	60:00	1-12	1-3	1-6	3-21
TEAM TOTALS		49:24	06:00	04:36	60:00	1-12	1-3	1-6	3-21

OFFICIALS

Referee
#13 Dan O'Halloran
#20 Tim Peel
Standby
#4 Wes McCauley

Linesman
#65 Pierre Racicot
#80 Thor Nelson
Standby

3 STARS By:Mellon Arena Media

1. MTL G 41 J.HALAK
2. MTL L 13 M.CAMMALLERI
3. PIT L 24 M.COOKE

VISITOR

HOME

Game Summary



2



Eastern Conference Semifinals
Tuesday, May 4, 2010
Attendance 21,273 at Centre Bell
Start 7:16 EDT; End 9:39 EDT
Game 0213
Final



0



PITTSBURGH PENGUINS
Game 9 Away Game 4

MONTREAL CANADIENS
Game 10 Home Game 4

SCORING SUMMARY

G	Per	Time	Str	Team	Goal	Scorer	Assist	Assist	PIT on Ice	MTL on Ice
1	3	1:16	PP	PIT	71	E.MALKIN(5)	55 S.GONCHAR(7)	3 A.GOLIGOSKI(4)	3, 14, 29, 55, 71, 87	21, 41, 44, 76, 91
2	3	19:45	EV-EN	PIT	9	P.DUPOUIS(2)	14 C.KUNITZ(6)	7 M.EATON(2)	7, 9, 14, 29, 58, 87	13, 14, 21, 47, 76, 91

PITTSBURGH PENGUINS

MONTREAL CANADIENS

PENALTY SUMMARY

#	Per	Time	Player	PIM	Penalty	#	Per	Time	Player	PIM	Penalty
1	1	4:22	3 A.GOLIGOSKI	2	Tripping	1	1	12:24	40 M.LAPIERRE	2	Interference on goalkeeper
2	2	9:42	24 M.COOKE	2	Roughing	2	2	9:42	40 M.LAPIERRE	2	Roughing
3	2	20:00	58 K.LETANG	2	Roughing	3	2	9:42	47 M.BERGERON	2	Roughing
4	3	14:29	4 J.LEOPOLD	2	Tripping	4	2	19:48	75 H.GILL	2	Holding
TOT 4-8						TOT 6-12					

BY PERIOD

Per	Goals	Shots	PN	PIM	Per	Goals	Shots	PN	PIM
1	0	3	1	2	1	0	7	1	2
2	0	13	2	4	2	0	3	4	8
3	2	9	1	2	3	0	8	1	2
TOT	2	25	4	8	TOT	0	18	6	12

POWER PLAYS (Goals-Opp. / Power Play Time)

5v4	5v3	4v3	TOT	5v4	5v3	4v3	TOT
1-4/05:37			1-4/05:37	0-2/04:00			0-2/04:00

EVEN STRENGTH (Goals-Occurrences / Time)

5v5	4v4	3v3	TOT	5v5	4v4	3v3	TOT
1-6/50:23			1-6/50:23	0-6/50:23			0-6/50:23

GOALTENDER SUMMARY

PITTSBURGH PENGUINS		TOI				GOALS-SHOTS AGAINST			
		EV	PP	SH	TOT	1	2	3	TOT
1	G JOHNSON, BRENT								
29	G FLEURY, MARC-ANDRE (W)	49:58	05:37	04:00	59:35	0-7	0-3	0-8	0-18
EMPTY NET		00:25	00:00	00:00	00:25				
TEAM TOTALS		50:23	05:37	04:00	60:00	0-7	0-3	0-8	0-18

MONTREAL CANADIENS		TOI				GOALS-SHOTS AGAINST			
		EV	PP	SH	TOT	1	2	3	TOT
31	G PRICE, CAREY								
41	G HALAK, JAROSLAV (L)	49:56	04:00	05:37	59:33	0-3	0-13	1-8	1-24
EMPTY NET		00:27	00:00	00:00	00:27			1-1	1-1
TEAM TOTALS		50:23	04:00	05:37	60:00	0-3	0-13	2-9	2-25

OFFICIALS

Referee
#33 Kevin Pollock
#23 Brad Watson
Standby
#27 Eric Furlatt

Linesman
#75 Derek Amell
#55 Shane Heyer
Standby

3 STARS By:Montreal Media

1. PIT G 29 M.FLEURY
2. PIT C 71 E.MALKIN
3. MTL R 21 B.GIONTA

VISITOR

HOME

Game Summary



2



Eastern Conference Semifinals
Thursday, May 6, 2010
Attendance 21,273 at Centre Bell
Start 7:12 EDT; End 9:21 EDT
Game 0214
Final



3



PITTSBURGH PENGUINS
Game 10 Away Game 5

MONTREAL CANADIENS
Game 11 Home Game 5

SCORING SUMMARY

G	Per	Time	Str	Team	Goal	Scorer	Assist	Assist	PIT on Ice	MTL on Ice
1	1	2:34	EV	MTL	94	T.PYATT(1)	32 T.MOEN(1)	15 G.METROPOLIT(2)	3, 4, 24, 29, 38, 48	15, 26, 32, 41, 75, 94
2	1	3:27	EV	PIT	25	M.TALBOT(2)	unassisted		7, 25, 26, 29, 58, 71	21, 41, 44, 57, 76, 91
3	1	5:18	PP	PIT	14	C.KUNITZ(3)	87 S.CROSBY(12)	3 A.GOLIGOSKI(5)	3, 14, 29, 55, 71, 87	21, 41, 44, 76, 91
4	3	2:07	EV	MTL	40	M.LAPIERRE(2)	52 M.DARCHE(1)	47 M.BERGERON(4)	3, 4, 11, 24, 29, 48	20, 40, 41, 42, 47, 52
5	3	3:40	EV	MTL	21	B.GIONTA(5)	94 T.PYATT(1)	44 R.HAMRLIK(4)	7, 25, 26, 29, 58, 71	21, 41, 44, 76, 91, 94

PITTSBURGH PENGUINS

MONTREAL CANADIENS

PENALTY SUMMARY

#	Per	Time	Player	PIM	Penalty	#	Per	Time	Player	PIM	Penalty
1	2	9:17	71 E.MALKIN	2	Interference on goalkeeper	1	1	3:54	75 H.GILL	2	Holding
2	3	4:03	24 M.COOKE	2	Tripping	2	1	20:00	75 H.GILL	2	Slashing
TOT 2-4						3	3	5:15	21 B.GIONTA	2	Boarding
						4	3	8:55	52 M.DARCHE	2	Tripping
						TOT 4-8					

BY PERIOD

Per	Goals	Shots	PN	PIM	Per	Goals	Shots	PN	PIM
1	2	15	0	0	1	1	6	2	4
2	0	11	1	2	2	0	3	0	0
3	0	9	1	2	3	2	16	2	4
TOT	2	35	2	4	TOT	3	25	4	8

POWER PLAYS (Goals-Opp. / Power Play Time)

5v4	5v3	4v3	TOT	5v4	5v3	4v3	TOT
1-4/06:36			1-4/06:36	0-2/03:12			0-2/03:12

EVEN STRENGTH (Goals-Occurrences / Time)

5v5	4v4	3v3	TOT	5v5	4v4	3v3	TOT
1-6/49:24	0-1/00:48		1-7/50:12	3-6/49:24	0-1/00:48		3-7/50:12

GOALTENDER SUMMARY

PITTSBURGH PENGUINS		TOI				GOALS-SHOTS AGAINST			
		EV	PP	SH	TOT	1	2	3	TOT
1	G JOHNSON, BRENT								
29	G FLEURY, MARC-ANDRE (L)	49:21	06:36	03:12	59:09	1-6	0-3	2-16	3-25
EMPTY NET		00:51	00:00	00:00	00:51				
TEAM TOTALS		50:12	06:36	03:12	60:00	1-6	0-3	2-16	3-25

MONTREAL CANADIENS		TOI				GOALS-SHOTS AGAINST			
		EV	PP	SH	TOT	1	2	3	TOT
31	G PRICE, CAREY								
41	G HALAK, JAROSLAV (W)	50:10	03:12	06:36	59:58	2-15	0-11	0-9	2-35
EMPTY NET		00:02	00:00	00:00	00:02				
TEAM TOTALS		50:12	03:12	06:36	60:00	2-15	0-11	0-9	2-35

OFFICIALS

Referee
#10 Paul Devorski
#27 Eric Furlatt
Standby
#4 Wes McCauley

Linesman
#75 Derek Amell
#55 Shane Heyer
Standby

3 STARS By:Montreal Media

1. MTL G 41 J.HALAK
2. MTL D 26 J.GORGES
3. PIT C 25 M.TALBOT

VISITOR

HOME

Game Summary



1



Eastern Conference Semifinals
Saturday, May 8, 2010
Attendance 17,132 at Mellon Arena
Start 7:15 EDT; End 9:40 EDT
Game 0215
Final



2



MONTREAL CANADIENS
Game 12 Away Game 7

PITTSBURGH PENGUINS
Game 11 Home Game 6

SCORING SUMMARY

G	Per	Time	Str	Team	Goal	Scorer	Assist	Assist	MTL on Ice	PIT on Ice
1	1	18:18	PP	PIT	58	K.LETANG(4)	71 E.MALKIN(6)	55 S.GONCHAR(8)	32, 41, 42, 44, 76	13, 29, 55, 58, 71, 87
2	2	9:50	EV	PIT	55	S.GONCHAR(2)	44 B.ORPIK(2)	38 M.LETESTU(1)	13, 14, 26, 32, 41, 75	17, 29, 38, 44, 55, 71
3	3	19:29	PP	MTL	13	M.CAMMALLERI(9)	21 B.GIONTA(4)	14 T.PLEKANEC(5)	13, 14, 21, 47, 76, 91	11, 24, 29, 44, 55

MONTREAL CANADIENS

PITTSBURGH PENGUINS

PENALTY SUMMARY

#	Per	Time	Player	PIM	Penalty
1	1	17:15	26 J.GORGES	2	Cross checking
2	2	16:35	42 D.MOORE	2	Tripping
3	3	5:31	76 P.SUBBAN	2	Delaying Game-Puck over glass
TOT 3-6					

#	Per	Time	Player	PIM	Penalty
1	1	20:00	14 C.KUNITZ	2	Cross checking
2	3	6:27	71 E.MALKIN	2	Roughing
3	3	17:34	9 P.DUPOUIS	2	Slashing
TOT 3-6					

BY PERIOD

Per	Goals	Shots	PN	PIM
1	0	6	1	2
2	0	12	1	2
3	1	15	1	2
TOT	1	33	3	6

Per	Goals	Shots	PN	PIM
1	1	9	1	2
2	1	10	0	0
3	0	6	2	4
TOT	2	25	3	6

POWER PLAYS (Goals-Opp. / Power Play Time)

5v4	5v3	4v3	TOT
1-3/04:51			1-3/04:51

5v4	5v3	4v3	TOT
1-3/03:59			1-3/03:59

EVEN STRENGTH (Goals-Occurences / Time)

5v5	4v4	3v3	TOT
0-6/50:06	0-1/01:04		0-7/51:10

5v5	4v4	3v3	TOT
1-6/50:06	0-1/01:04		1-7/51:10

GOALTENDER SUMMARY

		TOI				GOALS-SHOTS AGAINST			
		EV	PP	SH	TOT	1	2	3	TOT
31	G PRICE, CAREY								
41	G HALAK, JAROSLAV (L)	50:39	03:26	03:59	58:04	1-9	1-10	0-6	2-25
EMPTY NET		00:31	01:25	00:00	01:56				
TEAM TOTALS		51:10	04:51	03:59	60:00	1-9	1-10	0-6	2-25

		TOI				GOALS-SHOTS AGAINST			
		EV	PP	SH	TOT	1	2	3	TOT
1	G JOHNSON, BRENT								
29	G FLEURY, MARC-ANDRE (W)	51:10	03:59	04:51	60:00	0-6	0-12	1-15	1-33
TEAM TOTALS		51:10	03:59	04:51	60:00	0-6	0-12	1-15	1-33

OFFICIALS

Referee	Linesman
#11 Kelly Sutherland	#89 Steve Miller
#24 Stephen Walkom	#95 Jonny Murray
Standby	Standby
#29 Ian Walsh	

3 STARS By:Mellon Arena Media

- 1. PIT G 29 M.FLEURY
- 2. PIT D 55 S.GONCHAR
- 3. PIT D 58 K.LETANG

VISITOR

HOME

Game Summary



3



Eastern Conference Semifinals
Monday, May 10, 2010
Attendance 21,273 at Centre Bell
Start 7:11 EDT; End 9:35 EDT
Game 0216



4



PITTSBURGH PENGUINS
Game 12 Away Game 6

Final

MONTREAL CANADIENS
Game 13 Home Game 6

SCORING SUMMARY

G	Per	Time	Str	Team	Goal	Scorer	Assist	Assist	PIT on Ice	MTL on Ice
1	1	1:13	EV	MTL	13	M.CAMMALLERI(10)	14 T.PLEKANEC(6)	46 A.KOSTITSYN(4)	9, 14, 29, 55, 58, 87	13, 14, 26, 41, 46, 76
2	1	7:22	EV	PIT	87	S.CROSBY(6)	7 M.EATON(3)	14 C.KUNITZ(7)	7, 9, 14, 29, 58, 87	26, 40, 41, 42, 47, 57
3	2	5:21	PP	PIT	58	K.LETANG(5)	87 S.CROSBY(13)	55 S.GONCHAR(9)	13, 29, 55, 58, 71, 87	6, 20, 21, 41, 42
4	2	10:45	EV	MTL	13	M.CAMMALLERI(11)	46 A.KOSTITSYN(5)	44 R.HAMRLIK(5)	7, 13, 25, 29, 58, 71	13, 14, 26, 41, 46, 76
5	2	13:15	EV	MTL	6	J.SPACEK(1)	91 S.GOMEZ(8)	21 B.GIONTA(5)	7, 13, 25, 29, 58, 71	6, 21, 32, 41, 44, 91
6	3	11:03	EV	MTL	40	M.LAPIERRE(3)	unassisted		3, 4, 11, 24, 29, 48	6, 40, 41, 42, 44, 94
7	3	18:36	EV	PIT	13	B.GUERIN(4)	55 S.GONCHAR(10)	3 A.GOLIGOSKI(6)	3, 11, 13, 55, 71, 87	6, 40, 41, 42, 44, 94

PITTSBURGH PENGUINS

MONTREAL CANADIENS

PENALTY SUMMARY

#	Per	Time	Player	PIM	Penalty
1	1	9:42	55 S.GONCHAR	2	Interference
2	2	19:26	24 M.COOKE	2	Tripping
3	3	6:21	24 M.COOKE	2	Interference
4	3	20:00	87 S.CROSBY	2	Cross checking
TOT 4-8					

#	Per	Time	Player	PIM	Penalty
1	1	4:17	TEAM	2	Too many men/ice - bench
2	1	9:04	14 T.PLEKANEC	2	Roughing
3	2	2:00	40 M.LAPIERRE	2	Holding
4	2	4:20	44 R.HAMRLIK	2	Interference
5	3	3:12	42 D.MOORE	2	Cross checking
6	3	20:00	14 T.PLEKANEC	2	Roughing
TOT 6-12					

BY PERIOD

Per	Goals	Shots	PN	PIM
1	1	13	1	2
2	1	14	1	2
3	1	10	2	4
TOT	3	37	4	8

Per	Goals	Shots	PN	PIM
1	1	6	2	4
2	2	11	2	4
3	1	8	2	4
TOT	4	25	6	12

POWER PLAYS (Goals-Opp. / Power Play Time)

5v4	5v3	4v3	TOT
1-5/07:39			1-5/07:39

5v4	5v3	4v3	TOT
0-3/04:38			0-3/04:38

EVEN STRENGTH (Goals-Occurrences / Time)

5v5	4v4	3v3	TOT
2-8/46:21	0-1/01:22		2-9/47:43

5v5	4v4	3v3	TOT
4-8/46:21	0-1/01:22		4-9/47:43

GOALTENDER SUMMARY

		TOI				GOALS-SHOTS AGAINST			
		EV	PP	SH	TOT	1	2	3	TOT
1	G JOHNSON, BRENT								
29	G FLEURY, MARC-ANDRE (L)	47:01	07:39	04:38	59:18	1-6	2-11	1-8	4-25
EMPTY NET		00:42	00:00	00:00	00:42				
TEAM TOTALS		47:43	07:39	04:38	60:00	1-6	2-11	1-8	4-25

		TOI				GOALS-SHOTS AGAINST			
		EV	PP	SH	TOT	1	2	3	TOT
31	G PRICE, CAREY								
41	G HALAK, JAROSLAV (W)	47:43	04:38	07:39	60:00	1-13	1-14	1-10	3-37
TEAM TOTALS		47:43	04:38	07:39	60:00	1-13	1-14	1-10	3-37

OFFICIALS

Referee
#25 Marc Joannette
#9 Dan O'Rourke
Standby
#5 Chris Rooney

Linesman
#89 Steve Miller
#95 Jonny Murray
Standby
#59 Steve Barton

3 STARS By:Montreal Media

- 1. MTL L 13 M.CAMMALLERI
- 2. MTL D 6 J.SPACEK
- 3. MTL G 41 J.HALAK

VISITOR

HOME

Game Summary



5



Eastern Conference Semifinals
Wednesday, May 12, 2010
Attendance 17,132 at Mellon Arena
Start 7:10 EDT; End 9:40 EDT
Game 0217



2



MONTREAL CANADIENS
Game 14 Away Game 8

Final

PITTSBURGH PENGUINS
Game 13 Home Game 7

SCORING SUMMARY

G	Per	Time	Str	Team	Goal	Scorer	Assist	Assist	MTL on Ice	PIT on Ice
1	1	0:32	PP	MTL	21	B.GIONTA(6)	76 P.SUBBAN(3)	91 S.GOMEZ(9)	13, 21, 41, 47, 76, 91	11, 24, 29, 44, 55
2	1	14:23	EV	MTL	42	D.MOORE(3)	44 R.HAMRLIK(6)		40, 41, 42, 44, 76, 94	9, 14, 29, 44, 55, 87
3	2	3:32	EV	MTL	13	M.CAMMALLERI(12)	14 T.PLEKANEC(7)	6 J.SPACEK(3)	6, 13, 14, 41, 46, 47	7, 9, 14, 29, 58, 87
4	2	5:14	SH	MTL	32	T.MOEN(2)	unassisted		32, 41, 42, 44, 76	13, 14, 29, 55, 58, 87
5	2	8:36	EV	PIT	14	C.KUNITZ(4)	58 K.LETANG(2)	9 P.DUPOUIS(6)	14, 26, 32, 41, 46, 75	1, 3, 9, 14, 58, 87
6	2	16:30	EV	PIT	11	J.STAAL(3)	23 A.PONIKAROVSKY(4)	3 A.GOLIGOSKI(7)	6, 21, 41, 44, 76, 91	1, 3, 4, 11, 14, 23
7	3	10:00	PP	MTL	21	B.GIONTA(7)	13 M.CAMMALLERI(6)	91 S.GOMEZ(10)	13, 21, 41, 47, 76, 91	1, 7, 11, 24, 44

MONTREAL CANADIENS

PITTSBURGH PENGUINS

PENALTY SUMMARY

#	Per	Time	Player	PIM	Penalty	#	Per	Time	Player	PIM	Penalty
1	1	7:28	42 D.MOORE	2	Interference	1	1	0:10	87 S.CROSBY	2	Boarding
2	2	3:59	46 A.KOSTITSYN	2	Roughing	2	1	0:32	24 M.COOKE	2	Hi-sticking
3	2	13:49	44 R.HAMRLIK	2	Holding	3	2	19:00	48 T.KENNEDY	2	Roughing
4	2	19:00	13 M.CAMMALLERI	2	Roughing	4	3	8:58	TEAM	2	Too many men/ice - bench
5	2	19:50	26 J.GORGES	2	Cross checking	5	3	19:17	TEAM	2	Too many men/ice - bench
6	3	6:40	75 H.GILL	2	Holding	TOT 5-10					
7	3	15:31	75 H.GILL	2	Interference						
TOT 7-14											

BY PERIOD

Per	Goals	Shots	PN	PIM	Per	Goals	Shots	PN	PIM
1	2	10	1	2	1	0	8	2	4
2	2	7	4	8	2	2	13	1	2
3	1	3	2	4	3	0	18	2	4
TOT	5	20	7	14	TOT	2	39	5	10

POWER PLAYS (Goals-Opp. / Power Play Time)

5v4	5v3	4v3	TOT	5v4	5v3	4v3	TOT
2-4/04:07			2-4/04:07	0-5/10:50		0-1/01:10	0-6/12:00

EVEN STRENGTH (Goals-Occurrences / Time)

5v5	4v4	3v3	TOT	5v5	4v4	3v3	TOT
2-9/43:03	0-1/00:50		2-10/43:53	2-9/43:03	0-1/00:50		2-10/43:53

GOALTENDER SUMMARY

		TOI				GOALS-SHOTS AGAINST			
		EV	PP	SH	TOT	1	2	3	TOT
MONTREAL CANADIENS									
31	G PRICE, CAREY								
41	G HALAK, JAROSLAV (W)	43:53	04:07	12:00	60:00	0-8	2-13	0-18	2-39
TEAM TOTALS		43:53	04:07	12:00	60:00	0-8	2-13	0-18	2-39
PITTSBURGH PENGUINS									
1	G JOHNSON, BRENT	22:32	07:12	01:45	31:29				
29	G FLEURY, MARC-ANDRE (L)	19:37	03:15	02:22	25:14	2-10	2-3	1-3	4-13
EMPTY NET		01:44	01:33	00:00	03:17				
TEAM TOTALS		43:53	12:00	04:07	60:00	2-10	2-7	1-3	5-20

OFFICIALS

Referee
#13 Dan O'Halloran
#20 Tim Peel
Standby
#4 Wes McCauley

Linesman
#93 Brian Murphy
#97 Jean Morin
Standby
#59 Steve Barton

3 STARS By:Mellon Arena Media


1. MTL G 41 J.HALAK
2. MTL R 21 B.GIONTA
3. MTL L 13 M.CAMMALLERI



PLAYER BIOS

SECTION THREE





2009-10 PITTSBURGH PENGUINS

SW#	Name	Pos	Height	Weight	Born	Birthplace
1	Brent Johnson	G	6'3"	199	3/12/1977	Farmington, MI, USA
3	Alex Goligoski	D	5'11"	180	7/30/1985	Grand Rapids, MN, USA
4	Jordan Leopold	D	6'1"	200	8/3/1980	Golden Valley, MN, USA
5	Deryk Engelland	D	6'2"	202	4/3/1982	Edmonton, AB, CAN
6	Ben Lovejoy	D	6'2"	215	2/20/1984	Canaan, NH, USA
7	Mark Eaton	D	6'2"	204	5/6/1977	Wilmington, DE, USA
9	Pascal Dupuis	RW	6'1"	205	4/7/1979	Laval, QC, CAN
11	Jordan Staal	C	6'4"	220	9/10/1988	Thunder Bay, ON, CAN
13	Bill Guerin	RW	6'2"	220	11/9/1970	Worcester, MA, USA
14	Chris Kunitz	LW	6'0"	193	9/26/1979	Regina, SK, CAN
17	Mike Rupp	C	6'5"	230	1/13/1980	Cleveland, OH, USA
18	Chris Conner	RW	5'8"	180	12/23/1983	Westland, MI, USA
23	Alexei Ponikarovsky	LW	6'4"	229	4/9/1980	Kiev, UKR
24	Matt Cooke	LW	5'11"	205	9/7/1978	Belleville, ON, CAN
25	Max Talbot	C	5'11"	190	2/11/1984	Lemoyne, QC, CAN
26	Ruslan Fedotenko	LW	6'2"	195	1/18/1979	Kiev, UKR
27	Craig Adams	RW	6'0"	197	4/26/1977	Seria, BRN
28	Eric Godard	RW	6'4"	214	3/7/1980	Vernon, BC, CAN
29	Marc-Andre Fleury	G	6'2"	180	11/28/1984	Sorel, QC, CAN
38	Mark Letestu	C	5'11"	195	2/4/1985	Elk Point, AL, CAN
44	Brooks Orpik	D	6'2"	219	9/26/1980	San Francisco, CA, USA
48	Tyler Kennedy	C	5'11"	183	7/15/1986	Sault Ste. Marie, ON, CAN
49	Brad Thiessen	G	6'0"	180	3/19/1986	Aldergrove, BC, CAN
55	Sergei Gonchar	D	6'2"	211	4/13/1974	Chelyabinsk, RUS
58	Kris Letang	D	6'0"	201	4/24/1987	Montreal, QC, CAN
71	Evgeni Malkin	C	6'3"	195	7/31/1986	Magnitogorsk, RUS
74	Jay McKee	D	6'4"	203	9/8/1977	Kingston, ON, CAN
87	Sidney Crosby	C	5'11"	200	8/7/1987	Cole Harbour, NS, CAN

Executive VP & General Manager Ray Shero

Assistant General Manager Jason Botterill

Assistant to the General Manager Tom Fitzgerald

Head Coach Dan Bylsma

Assistant Coaches Tony Granato, Mike Yeo

Goaltending Coach Gilles Meloche

Strength/Conditioning Coach Mike Kadar

Head Athletic Trainer Chris Stewart

Assistant Athletic Trainer Scott Adams

Physical Therapist Mark Mortland

Equipment Manager Dana Heinze

Assistant Equipment Managers Paul DeFazio, Danny Kroll

Video Coordinator Jim Britt

Senior Director of Team Operations Frank Buonomo

Director of Communications Jennifer Bullano

Communications Coordinator Erik Heasley

Director of Content Sam Kasan

Manager of Content Jason Seidling

DAN BYLSMA

HEAD COACH



Dan Bylsma completed his first full NHL season behind the bench for the Pittsburgh Penguins, leading the club to a 47-28-7 record for 101 points - breaking 100 points for sixth time in franchise history and for the third time in the last four years - finishing only two points behind New Jersey for the Atlantic Division title. In just one-plus seasons at the NHL level, Bylsma (pronounced BYLE-zmuh) already has two playoff berths and one Stanley Cup title on his resume.

Under Bylsma's leadership, the Penguins set many milestones during the season, including tying a team record with seven straight road victories, becoming the second-fastest team in franchise history to 40 wins (66 games) and totaling the third-most wins (tied) in a season (47). Bylsma also became the eighth-fastest coach in NHL history to hit the 50-win mark (78 games).

All-time under Bylsma, the Penguins boast a 65-30-11 regular-season record; 35-13-5 home record; 30-17-6 road mark; 39-3-3 when leading after two periods; 41-1-1 when scoring four or more goals; and 42-9-6 when scoring first.

Bylsma was promoted to Pittsburgh last season on Feb. 15, 2009 and authored one of the most spectacular coaching stories in the history of professional hockey.

The Grand Haven, Mich. native took over a club that was 10th in the overall Eastern Conference standings and facing questions as to whether a playoff berth was even a practical option. But he accepted the challenge with his trademark optimism, passion and raw determination.

Unleashing a swift, skilled team that was built to go on the attack, imploring his players to play "on their toes, not on their heels," Bylsma led the Penguins to an 18-3-4 record in 25 games, rising from 10th place to fourth in the conference and garnering not only a playoff spot but home-ice advantage in the first round.

In the playoffs, Bylsma's team showed a steely resolve, clinching all four series on the road and twice rallying from 2-0 series deficits (against Washington in the second round and Detroit in the Stanley Cup Final). The Penguins beat the defending champion Red Wings four times in the last five games to claim the Cup, including a nerve-racking Game 7 at Detroit's Joe Louis Arena - and became the first team in professional sports since 1979 to win Game 7 of a championship round on the road.

In the process Bylsma became the 14th rookie head coach, and just the fourth in the past 50 years, to capture the Stanley Cup. Of those 14, only Montreal's Al MacNeil (1970-71) took over mid-season.

Bylsma played nine NHL seasons as a right winger with Los Angeles and Anaheim from 1995-2004. He played 429 NHL regular-season games, recording 19 goals and 43 assists and also played in the 2003 Stanley Cup Final with Anaheim.

He began his coaching career as an assistant with the Cincinnati Mighty Ducks of the AHL in 2004-05 and made his NHL coaching debut as an assistant with the New York Islanders in 2005-06.

Bylsma was an assistant coach at Wilkes-Barre/Scranton for two seasons from 2006-08 and was named head coach at the start of the 2008-09 season. He went 35-16-1-2 in 54 games before being promoted to Pittsburgh.

Dan played college hockey at Bowling Green.

He and his wife, Mary Beth, have one son and reside in the North Hills.

TONY GRANATO

ASSISTANT COACH



Tony Granato joined the Penguins' coaching staff on August 5, 2009. Granato, among his many responsibilities, works with the Penguins' forwards and penalty killing units. He oversaw the NHL's ninth-ranked penalty killing group with an 84.1-percent success rate, and second best on the road at 85.3 percent.

Granato spent the last six seasons behind the bench for the Colorado Avalanche and served two stints as Avalanche head coach from 2002-04 and 2008-09. Granato compiled a 215-104-17-16 record and led Colorado to a Northwest Division title in 2003.

Granato, 45, joined the Avalanche organization in June 2002 as an assistant coach. He was elevated to head coach on Dec. 18, 2002 and led the club to a 32-11-4-4 mark en route to its ninth consecutive division title. The following season Granato steered the Avalanche to a 40-22-13-7 finish and an appearance in the Western Conference semifinals.

The Downers Grove, Ill. native served as an assistant coach for the Avalanche from 2005-08. Granato was promoted the next season to his second tenure as the club's head coach and oversaw the development of a young Colorado team.


Granato played 13 seasons in the NHL with the NY Rangers (1988-90), Los Angeles (1990-96) and San Jose (1996-2001). In 1997, he played in the NHL All-Star Game and was the recipient of the Bill Masterton Memorial Trophy for overcoming a near career-ending brain injury. In 773 career games, the feisty forward posted 248 goals, 492 points and 1,425 penalty minutes. He tallied 16 goals, 43 points and 141 penalty minutes in 79 career postseason games and helped lead Los Angeles to a Stanley Cup Final berth in 1993.

Granato played four years at the University of Wisconsin and was inducted into the Badgers' Hall of Fame in 2000. Granato also played for the U.S. National team in 1987-88 and represented his country in the 1988 Olympic Games in Calgary.

Tony and his wife, Linda, are the parents of four children and reside in the South Hills.

MIKE YEO

ASSISTANT COACH



Mike Yeo joined the Penguins' coaching staff when former head coach Michel Therrien was named head coach in December 2005 and completed his fifth season as an assistant. Yeo, among his many responsibilities, works with the Penguins' defensemen and power-play units.

Starting in 2006, Yeo helped lay the foundation for the team's success of the past four seasons, which include three consecutive playoff berths, an Atlantic Division title, two Stanley Cup Final appearances and a Stanley Cup championship.

Yeo, 36, began his coaching career at just 26 years old with the Penguins' top minor-league affiliate in Wilkes-Barre/Scranton. In six seasons with Wilkes-Barre/Scranton, Yeo helped the Penguins earn a Western Conference title (2001), an Eastern Conference title (2005) and two berths in the Calder Cup Final. In 2005, Wilkes-Barre set an AHL record for the best start to a season by boasting a 21-1-2-1 record with 15 straight road wins before Yeo was promoted to Pittsburgh.

In 2006-07, his first full season in Pittsburgh, Yeo helped lead the Penguins to a 47-point improvement, the fourth-biggest turnaround in NHL history from one year to the next, and earn their first trip to the playoffs since 2001. Just one year later he coached the Penguins to their first Eastern Conference championship since 1992. In 2008-09, Yeo directed the Penguins to their third Stanley Cup title in franchise history.

The native of North Bay, Ontario played six seasons with Wilkes-Barre/Scranton and the Houston Aeros of the now-defunct International Hockey League. Yeo captained the Aeros to the Turner Cup championship in 1999.

Mike and his wife, Tanya, are the parents of two children and reside in the North Hills.

GILLES MELOCHE

GOALTENDING COACH



Former NHL goaltender Gilles Meloche is in his fourth season as the Penguins' full-time goaltending coach and 24th overall with the organization.

Meloche has been instrumental in the development of Marc-Andre Fleury from a top prospect into an elite and Stanley Cup-winning netminder.


Meloche served as a Penguins scout from 1989-2006 and also doubled as a goaltending coach/consultant during much of that time. He was part of the staff when the Penguins won Stanley Cups in 1991 and 1992.

A native of Montreal, Quebec, Meloche spent 18 seasons as an NHL goaltender with the Chicago Blackhawks, California Golden Seals, Cleveland Barons, Minnesota North Stars and Penguins. He played the final three seasons of his career in Pittsburgh following a 1985 trade.

He appeared in 788 NHL games during his career, posting a record of 270-351-131 with a 3.64 goals-against average. In 45 career playoff games, he posted a 21-19 record and a 3.48 goals-against average.

Gilles and his wife, Sophie, reside in Pittsburgh. His son, Eric, is a professional player who played in the Penguins organization from 2000-04.

CRAIG ADAMS • 27



Position: RW

Shoots: Right

Ht: 6-0

Wt: 197

DOB: 4/26/77

Birthplace: Seria, Brunei Darussalam

Acquired: Claimed off waivers from the Chicago Blackhawks on March 4, 2009.

pittsburghpenguins.com/craigadams

2010 PLAYOFFS: Posted two goals and three points in 13 games ... One of team's top penalty killers, ranked second among forwards with 2:09 shorthanded minutes per game ... Physical forward ranked fourth (tied) on team with 32 hits despite seeing limited action on the fourth line.

2009-10: Finished the season with 10 points (0+10) in 82 games ... One of two Penguins to suit up for all 82 games, the second time in his career he appeared in every game (Carolina, 2006-07) ... Responsible defensive forward was often used late in games to protect leads ... Key member of the NHL's ninth rated penalty killing unit, averaging 2:43 shorthanded minutes per game, second among team's forwards ... Third on the team with 197 hits, which ranked 22nd in the NHL ... Led the team's forwards with 59 blocked shots ... Versatile winger has also seen action at center ... Posted his 100th career point with an assist March 28 vs. Toronto.

NHL CAREER: Veteran forward has played in 589 career NHL games in 10 seasons, totaling 100 points (37+63) and won the Stanley Cup twice: 2009 with Pittsburgh and 2006 as a member of the Carolina Hurricanes ... Appeared in all 24 playoff games for Pittsburgh in its title season, and all 25 postseason games during Carolina's championship run ... Notched a critical goal for Pittsburgh in Cup-winning season in conference semifinals at Washington in Game 7, his first career postseason goal ... Netted his first career two-point playoff game with a goal and an assist in Game 3 at Carolina in Eastern Conference Finals ... Best regular season was 2005-06 when he posted career highs in goals (10), assists (11) and points (21) ... Appeared in his 500th career game March 8, 2009 at Washington ... Netted first career goal (and point) Nov. 10, 2000 vs. Toronto ... Made his NHL debut Oct. 24, 2000 vs. San Jose.

COLLEGE: Spent four seasons at Harvard University (1995-99), collecting 29 goals, 32 assists, 62 points and 157 penalty minutes in 109 career games ... Posted 23 points (9+14) and 53 penalty minutes during his senior campaign.

PERSONAL: Nickname - "Addsy" ... Born in Seria, Brunei on the island of Borneo in the South China Sea, where his father was working for Shell at the time ... Raised in Calgary ... Favorites include: player growing up - Wendel Clark; movie - Snatch; band - The Tragically Hip; food - lamb; book - Papillon; road city - Calgary; road arena - Bell Centre in Montreal ... Majored in history at Harvard and speaks French ... He and his wife, Anne, have one son, Rhys Argeo, and one daughter, Francesca Alice ... Anne's father is Paul Cellucci, the former Governor of Massachusetts and former U.S. Ambassador to Canada ... Signed through 2010-11.

CAREER VS. NHL

	GP	G	A	PTS	PIM
ANA	14	0	4	4	5
ATL	41	4	2	6	34
BOS	26	1	3	4	19
BUF	25	3	0	3	11
CGY	9	1	1	2	5
CAR	6	0	1	1	0
CHI	6	3	1	4	6
COL	10	1	0	1	10
CBJ	17	3	3	6	4
DAL	11	0	1	1	5
DET	15	0	0	0	2
EDM	7	2	0	2	6
FLA	40	3	5	8	28
LAK	12	0	0	0	2
MIN	11	1	2	3	0
MON	23	2	5	7	45
NSH	11	0	0	0	6
NJD	28	1	3	4	24
NYI	29	1	3	4	24
NYR	27	4	3	7	4
OTT	26	1	4	5	16
PHI	31	1	3	4	36
PHX	13	0	2	2	9
PIT	19	0	4	4	16
SJS	12	1	1	2	21
STL	12	1	2	3	17
TBL	37	0	4	4	27
TOR	25	1	2	3	22
VAN	8	1	1	2	7
WSH	38	1	3	4	44
Totals	589	37	63	100	455

CAREER HIGHS

Goals: 2 (1 time), 3/10/03 vs. CBJ

Assists: 3 (1 time), 12/6/05 at ANA

Points: 3 (3 times), 12/13/06 vs. CHI (1+2)

SOG: 6 (3 times), 12/16/08 at EDM

PIM: 17 (1 time), 4/3/06 vs. WAS



CAREER STATISTICS

YEAR	TEAM	LEAGUE	REGULAR SEASON										PLAYOFFS					
			GP	G	A	PTS	PIM	+/-	PP	SH	GW	S	GP	G	A	PTS	PIM	
1995-96	Harvard	ECAC	34	8	9	17	56	--	--	--	--	--	--	--	--	--	--	--
1996-97	Harvard	ECAC	32	6	4	10	36	--	--	--	--	--	--	--	--	--	--	--
1997-98	Harvard	ECAC	12	6	6	12	12	--	--	--	--	--	--	--	--	--	--	--
1998-99	Harvard	ECAC	31	9	14	23	53	--	--	--	--	--	--	--	--	--	--	--
1999-00	Cincinnati	IHL	73	12	12	24	124	-3	0	1	2	97	8	0	1	1	14	
2000-01	Carolina	NHL	44	1	0	1	20	-7	0	0	0	15	3	0	0	0	0	
	Cincinnati	IHL	4	0	1	1	9	0	0	0	0	3	1	0	0	0	2	
2001-02	Carolina	NHL	33	0	1	1	38	2	0	0	0	17	1	0	0	0	0	
	Lowell	AHL	22	5	4	9	51	2	0	1	1	--	--	--	--	--	--	
2002-03	Carolina	NHL	81	6	12	18	71	-11	1	0	1	107	--	--	--	--	--	
2003-04	Carolina	NHL	80	7	10	17	69	-5	0	1	0	110	--	--	--	--	--	
2004-05	Milano	ITALY	30	15	14	29	57	--	--	--	--	--	15	4	7	11	26	
2005-06	Carolina	NHL	67	10	11	21	51	1	1	1	2	68	25	0	0	0	10	
	Lowell	AHL	13	4	3	7	20	-1	1	1	0	--	--	--	--	--	--	
2006-07	Carolina	NHL	82	7	7	14	54	-9	0	1	1	71	--	--	--	--	--	
2007-08	Carolina	NHL	40	2	3	5	34	-8	0	0	0	31	--	--	--	--	--	
	Chicago	NHL	35	2	4	6	24	-8	0	1	1	32	--	--	--	--	--	
2008-09	Chicago	NHL	36	2	4	6	22	-3	1	0	0	38	--	--	--	--	--	
	PITTSBURGH	NHL	9	0	1	1	0	0	0	0	0	9	24	3	2	5	16	
2009-10	PITTSBURGH	NHL	82	0	10	10	72	-5	0	0	0	84	13	2	1	3	15	
NHL TOTALS			589	37	63	100	455	-53	3	4	5	582	66	5	3	8	41	
PITTSBURGH TOTALS			91	0	11	11	72	-5	0	0	0	93	37	5	3	8	31	

27 CRAIG ADAMS • RW

GAME # TEAM/ PLAYER	DATE	OPP.	G	A	P	PIM	SHIFTS	TOI	F/O WON	F/O LOST	SHOTS	B/S	Hits	+/-	REMARKS
1/1	10/2	NYR	0	0	0	0	16	14:41	6	3	3	2	4	-1	
2/2	10/3	@NYI	0	0	0	0	16	11:26	6	3	0	0	0	E	
3/3	10/7	PHX	0	0	0	0	15	10:35	3	5	0	1	0	E	
4/4	10/8	@PHI	0	0	0	5	19	15:27	6	7	1	1	1	1	
5/5	10/10	TOR	0	0	0	5	16	08:54	8	4	2	1	0	-1	
6/6	10/12	@OTT	0	2	2	2	17	13:17	5	6	0	3	4	3	
7/7	10/14	@CAR	0	0	0	0	17	11:44	3	5	3	1	4	-1	
8/8	10/17	TB	0	0	0	0	16	14:58	2	7	0	0	1	E	
9/9	10/20	STL	0	0	0	0	18	16:45	5	8	0	2	4	-1	
10/10	10/23	FLA	0	0	0	0	16	11:35	5	5	0	2	1	-1	
11/11	10/24	NJ	0	0	0	0	13	10:29	3	4	1	0	5	E	
12/12	10/28	MON	0	1	1	0	19	14:37	1	8	3	1	2	1	
13/13	10/30	@CBJ	0	0	0	0	20	14:26	3	5	1	2	4	-1	
14/14	10/31	MIN	0	1	1	0	16	10:11	6	3	4	0	1	1	
15/15	11/3	@ANA	0	0	0	0	17	13:21	5	7	1	1	5	1	
16/16	11/5	@LA	0	0	0	0	18	14:01	3	9	0	0	8	-3	
17/17	11/7	@SJ	0	0	0	4	19	12:40	2	10	1	0	4	E	
18/18	11/10	@BOS	0	0	0	0	21	15:01	5	7	2	0	4	E	
19/19	11/12	NJ	0	0	0	0	19	15:38	4	3	1	0	3	E	
20/20	11/14	BOS	0	0	0	0	14	11:27	4	5	0	0	2	-2	
21/21	11/16	ANA	0	1	1	0	14	12:21	5	3	1	1	1	1	
22/22	11/19	@OTT	0	0	0	0	15	10:02	6	6	1	1	2	-1	
23/23	11/21	@ATL	0	0	0	2	15	10:47	5	5	1	0	2	E	
24/24	11/23	@FLA	0	0	0	0	13	09:48	2	4	1	0	2	1	
25/25	11/25	MON	0	0	0	2	14	11:46	4	4	0	0	2	E	
26/26	11/27	@NYI	0	0	0	2	14	11:07	6	3	1	0	2	-1	
27/27	11/28	NYR	0	1	1	0	13	11:27	6	4	2	1	4	1	
28/28	11/30	@NYR	0	0	0	0	15	11:24	4	6	1	2	4	1	
29/29	12/3	COL	0	0	0	5	13	09:15	3	5	3	0	3	E	
30/30	12/5	CHI	0	0	0	0	14	09:05	2	4	1	1	4	E	
31/31	12/7	CAR	0	1	1	0	12	09:28	5	4	1	0	3	1	
32/32	12/10	@MON	0	0	0	0	14	11:18	2	7	2	0	4	E	
33/33	12/12	FLA	0	1	1	0	13	08:53	5	3	0	0	6	1	
34/34	12/15	PHI	0	0	0	5	17	11:02	7	8	0	1	1	E	
35/35	12/17	@PHI	0	0	0	0	15	10:37	3	6	1	0	0	E	
36/36	12/19	@BUF	0	0	0	0	20	13:09	5	7	1	2	1	E	
37/37	12/21	NJ	0	0	0	0	10	10:19	2	3	1	0	4	E	
38/38	12/23	OTT	0	0	0	5	17	11:56	7	10	0	1	3	-1	
39/39	12/27	TOR	0	0	0	0	11	10:37	3	5	0	0	1	-1	
40/40	12/29	@BUF	0	0	0	2	14	09:43	1	1	0	2	1	E	
41/41	12/30	@NJ	0	0	0	0	11	08:12	1	3	2	0	1	E	
Half- Season Totals			0	8	8	39	636	11:48	169	215	43	29	108	-2	

27 CRAIG ADAMS • RW

GAME # TEAM/ PLAYER	DATE	OPP.	G	A	P	PIM	SHIFTS	TOI	F/O WON	F/O LOST	SHOTS	B/S	Hits	+/-	REMARKS
42/42	1/2	@TB	0	0	0	0	10	08:19	1	1	1	0	0	-2	
43/43	1/3	@FLA	0	0	0	0	12	10:35	1	5	2	0	2	E	
44/44	1/5	ATL	0	0	0	0	12	07:10	2	5	1	0	1	-1	
45/45	1/7	PHI	0	0	0	0	9	06:44	1	1	1	0	3	-1	
46/46	1/9	@TOR	0	0	0	0	15	10:18	2	0	2	2	1	E	
47/47	1/11	@MIN	0	0	0	0	12	07:59	1	2	0	0	2	-1	
48/48	1/13	@CGY	0	0	0	0	16	10:36	2	3	2	0	3	E	
49/49	1/14	@EDM	0	0	0	2	12	09:21	1	5	0	0	3	E	
50/50	1/16	@VAN	0	0	0	0	18	11:05	5	3	0	0	0	E	
51/51	1/19	NYI	0	0	0	0	14	11:14	2	4	0	0	3	-1	
52/52	1/21	WAS	0	0	0	0	10	09:20	1	2	1	0	5	E	
53/53	1/24	@PHI	0	0	0	0	16	13:03	1	5	0	1	1	E	
54/54	1/25	@NYR	0	0	0	0	19	15:11	0	3	1	2	3	E	
55/55	1/28	OTT	0	0	0	0	12	11:43	5	1	1	1	2	E	
56/56	1/31	DET	0	0	0	0	15	09:45	1	6	0	0	1	E	
57/57	2/1	BUF	0	0	0	0	14	11:15	3	5	1	2	2	E	
58/58	2/6	@MON	0	0	0	4	14	11:34	4	4	0	2	0	1	
59/59	2/7	@WAS	0	0	0	5	14	11:51	0	3	1	4	3	E	
60/60	2/10	NYI	0	0	0	0	10	11:07	1	3	0	0	3	E	
61/61	2/12	NYR	0	0	0	0	10	09:39	-	-	2	0	2	E	
62/62	2/14	NAS	0	0	0	0	16	11:41	4	2	1	1	2	E	
63/63	3/2	BUF	0	0	0	0	18	15:32	2	3	1	2	3	-1	
64/64	3/4	@NYR	0	0	0	0	14	10:59	4	1	1	1	1	E	
65/65	3/6	DAL	0	0	0	5	16	11:48	4	4	1	1	4	E	
66/66	3/7	BOS	0	0	0	0	13	07:53	1	2	0	0	3	E	
67/67	3/11	@CAR	0	0	0	0	15	09:32	0	1	1	0	1	-1	
68/68	3/12	@NJ	0	0	0	15	6	04:05	-	-	0	0	0	E	
69/69	3/14	@TB	0	0	0	0	12	11:12	3	2	3	1	2	E	
70/70	3/17	@NJ	0	0	0	0	11	07:46	1	2	0	0	3	E	
71/71	3/18	@BOS	0	0	0	0	15	12:47	1	4	1	1	1	E	
72/72	3/20	CAR	0	0	0	0	13	10:59	1	4	1	1	3	E	
73/73	3/22	@DET	0	0	0	0	11	10:41	1	1	1	1	2	E	
74/74	3/24	@WAS	0	1	1	0	9	07:13	1	0	4	1	2	1	
75/75	3/27	PHI	0	0	0	0	13	10:04	-	-	1	0	4	E	
76/76	3/28	TOR	0	1	1	0	14	11:15	1	5	2	1	1	1	100TH NHL POINT
77/77	3/31	TB	0	0	0	0	14	11:17	3	2	2	1	2	E	
78/78	4/3	ATL	0	0	0	0	10	08:24	5	0	0	0	4	E	
79/79	4/6	WAS	0	0	0	0	13	10:47	2	1	1	1	3	1	
80/80	4/8	NYI	0	0	0	0	15	11:09	3	1	1	2	3	E	
81/81	4/10	@ATL	0	0	0	0	14	10:59	2	2	1	0	4	E	
82/82	4/11	@NYI	0	0	0	2	20	12:40	4	4	2	1	1	1	
Second- Half Totals			0	2	2	33	546	10:24	77	102	41	30	89	-3	
Final Totals			0	10	10	72	1182	11:06	246	316	84	59	197	-5	

CHRIS CONNER • 18

**Position:** RW**Shoots:** Left**Ht:** 5-8**Wt:** 180**DOB:** 12/23/83**Birthplace:** Westland, MI**Acquired:** Signed as free agent on July 5, 2009.
pittsburghpenguins.com/chrisconner

2010 PLAYOFFS: Played one game for Pittsburgh ... Made Penguins postseason debut in team's series clinching Game 6 overtime victory over Ottawa.

2009-10: Appeared in eight games with Pittsburgh, totaling two goals, three points and a game-winning goal ... Was the hero of Pittsburgh's 4-2 victory at NY Rangers Jan. 25 when he set a career high with two goals, one being the winner, just hours after being recalled from Wilkes-Barre/Scranton ... Completed first year with Wilkes-Barre/Scranton, ranking second on team in points (56) and assists (37) while chipping in 19 goals in just 59 contests ... Added four points (2G-2A) in four postseason games ... Tied a WBS franchise record with five points (2G-3A) in 6-3 win over Syracuse Jan. 23.

PRO CAREER: Has played in 79 career NHL games with Dallas and Pittsburgh, posting nine goals and 24 points ... Prior to signing with Pittsburgh, appeared in 71 NHL games with Dallas, tallying 21 points (7+14) ... Played in one postseason game with Stars, Game 3 of Western Conference Finals vs. Detroit in 2008 ... Made NHL debut Dec. 8, 2006 at Edmonton ... Notched first NHL goal Dec. 27, 2006 at Colorado ... Saw action in 148 games in the AHL with Iowa and Peoria, totaling 109 points (50+59) ... Played 118 games in parts of three seasons with Iowa, totaling 81 points (34+47) ... Appeared in 19 playoff games for Iowa, tallying nine points (3+6) ... Signed with Dallas as a free agent in 2006.

COLLEGE: Played four seasons with Michigan Tech, posting 69 goals, 60 assists and 129 points in 151 games ... Tallied 29 points (17+12) during senior campaign, leading the team in goals and points ... Finished career as school's all-time leader in shorthanded goals (15) and ranks 19th among goal scorers (69) ... Named to the 2004 WCHA Second All-Star Team.

CAREER VS. NHL

	GP	G	A	PTS	PIM
ANA	4	1	0	1	0
ATL	1	0	0	0	0
BOS	1	0	0	0	0
BUF	--	--	--	--	--
CGY	5	0	0	0	0
CAR	1	0	1	1	0
CHI	1	0	0	0	0
COL	4	1	1	2	4
CBJ	4	1	1	2	0
DAL	--	--	--	--	--
DET	4	1	0	1	2
EDM	6	0	3	3	2
FLA	1	1	0	1	0
LAK	6	1	1	2	0
MIN	3	0	0	0	0
MON	2	0	0	0	0
NSH	3	0	0	0	2
NJD	1	0	0	0	0
NYI	--	--	--	--	--
NYR	2	2	0	2	2
OTT	2	0	1	1	0
PHI	3	0	0	0	0
PHX	6	1	4	5	0
PIT	2	0	1	1	0
SJS	9	0	0	0	0
STL	4	0	1	1	2
TBL	--	--	--	--	--
TOR	1	0	0	0	0
VAN	3	0	1	1	6
WSH	--	--	--	--	--
Totals	79	9	15	24	20

CAREER HIGHS

Goals: 2 (1 time), 1/25/10 at NYR**Assists:** 2 (1 time), 12/10/08 vs. PHO**Points:** 2 (3 times), 1/25/10 at NYR (2+0)**SOG:** 5 (1 time), 12/9/06 at PHO**PIM:** 4 (1 time), 1/4/09 at VAN



CAREER STATISTICS

YEAR	TEAM	LEAGUE	REGULAR SEASON										PLAYOFFS					
			GP	G	A	PTS	PIM	+/-	PP	SH	GW	S	GP	G	A	PTS	PIM	
2002-03	Michigan Tech	WCHA	38	13	24	37	8	--	--	--	--	--	--	--	--	--	--	--
2003-04	Michigan Tech	WCHA	38	25	14	39	12	--	--	--	--	--	--	--	--	--	--	--
2004-05	Michigan Tech	WCHA	37	14	10	24	6	--	--	--	--	--	--	--	--	--	--	--
2005-06	Michigan Tech	WCHA	38	17	12	29	18	--	--	--	--	--	--	--	--	--	--	--
	Iowa	AHL	15	2	3	5	0	--	--	--	--	--	7	1	1	2	2	
2006-07	Dallas	NHL	11	1	2	3	4	-3	0	0	0	18	--	--	--	--	--	--
	Iowa	AHL	48	19	18	37	24	1	6	2	5	--	12	2	5	7	2	
2007-08	Dallas	NHL	22	3	2	5	6	0	0	0	0	27	1	0	0	0	0	
	Iowa	AHL	55	13	26	39	17	-4	2	2	--	--	--	--	--	--	--	--
2008-09	Dallas	NHL	38	3	10	13	10	-5	0	0	1	34	--	--	--	--	--	--
	Peoria	AHL	30	16		28	10	--	--	--	--	--	--	--	--	--	--	--
2009-10	PITTSBURGH	NHL	8	2	1	3	0	-1	0	0	1	11	1	0	0	0	0	
	Wilkes-Barre	AHL	59	19	37	56	21	-9	4	2	--	177	4	2	2	4	2	
NHL TOTALS			79	9	15	24	20	-9	0	0	2	90	2	0	0	0	0	0
PITTSBURGH TOTALS			8	2	1	3	0	-1	0	0	1	11	1	0	0	0	0	0

18 CHRIS CONNER • RW

GAME # TEAM/ PLAYER	DATE	OPP.	G	A	P	PIM	SHIFTS	TOI	F/O WON	F/O LOST	SHOTS	B/S	Hits	+/-	REMARKS
1/	10/2	NYR	-	-	-	-	-	-	-	-	-	-	-	-	WBS
2/	10/3	@NYI	-	-	-	-	-	-	-	-	-	-	-	-	WBS
3/	10/7	PHX	-	-	-	-	-	-	-	-	-	-	-	-	WBS
4/	10/8	@PHI	-	-	-	-	-	-	-	-	-	-	-	-	WBS
5/	10/10	TOR	-	-	-	-	-	-	-	-	-	-	-	-	WBS
6/	10/12	@OTT	-	-	-	-	-	-	-	-	-	-	-	-	WBS
7/	10/14	@CAR	-	-	-	-	-	-	-	-	-	-	-	-	WBS
8/	10/17	TB	-	-	-	-	-	-	-	-	-	-	-	-	WBS
9/	10/20	STL	-	-	-	-	-	-	-	-	-	-	-	-	WBS
10/	10/23	FLA	-	-	-	-	-	-	-	-	-	-	-	-	WBS
11/	10/24	NJ	-	-	-	-	-	-	-	-	-	-	-	-	WBS
12/	10/28	MON	-	-	-	-	-	-	-	-	-	-	-	-	WBS
13/1	10/30	@CBJ	0	0	0	0	13	11:08	-	-	1	0	1	E	
14/2	10/31	MIN	0	0	0	0	12	10:06	-	-	2	1	1	E	
15/	11/3	@ANA	-	-	-	-	-	-	-	-	-	-	-	-	DND
16/3	11/5	@LA	0	1	1	0	15	11:11	-	-	1	0	0	E	1ST POINT AS PENGUIN
17/4	11/7	@SJ	0	0	0	0	9	05:29	-	-	0	0	2	E	
18/5	11/10	@BOS	0	0	0	0	14	11:06	0	1	2	1	0	E	
19/6	11/12	NJ	0	0	0	0	7	05:36	-	-	1	1	0	-1	
20/	11/14	BOS	-	-	-	-	-	-	-	-	-	-	-	-	WBS
21/	11/16	ANA	-	-	-	-	-	-	-	-	-	-	-	-	WBS
22/	11/19	@OTT	-	-	-	-	-	-	-	-	-	-	-	-	WBS
23/	11/21	@ATL	-	-	-	-	-	-	-	-	-	-	-	-	WBS
24/	11/23	@FLA	-	-	-	-	-	-	-	-	-	-	-	-	WBS
25/	11/25	MON	-	-	-	-	-	-	-	-	-	-	-	-	WBS
26/	11/27	@NYI	-	-	-	-	-	-	-	-	-	-	-	-	WBS
27/	11/28	NYR	-	-	-	-	-	-	-	-	-	-	-	-	WBS
28/	11/30	@NYR	-	-	-	-	-	-	-	-	-	-	-	-	WBS
29/	12/3	COL	-	-	-	-	-	-	-	-	-	-	-	-	WBS
30/	12/5	CHI	-	-	-	-	-	-	-	-	-	-	-	-	WBS
31/	12/7	CAR	-	-	-	-	-	-	-	-	-	-	-	-	WBS
32/	12/10	@MON	-	-	-	-	-	-	-	-	-	-	-	-	WBS
33/	12/12	FLA	-	-	-	-	-	-	-	-	-	-	-	-	WBS
34/	12/15	PHI	-	-	-	-	-	-	-	-	-	-	-	-	WBS
35/	12/17	@PHI	-	-	-	-	-	-	-	-	-	-	-	-	WBS
36/	12/19	@BUF	-	-	-	-	-	-	-	-	-	-	-	-	WBS
37/	12/21	NJ	-	-	-	-	-	-	-	-	-	-	-	-	WBS
38/	12/23	OTT	-	-	-	-	-	-	-	-	-	-	-	-	WBS
39/	12/27	TOR	-	-	-	-	-	-	-	-	-	-	-	-	WBS
40/	12/29	@BUF	-	-	-	-	-	-	-	-	-	-	-	-	WBS
41/	12/30	@NJ	-	-	-	-	-	-	-	-	-	-	-	-	WBS
Half- Season Totals			0	1	1	0	70	09:48	0	1	7	3	4	-1	

18 CHRIS CONNER • RW

GAME # TEAM/ PLAYER	DATE	OPP.	G	A	P	PIM	SHIFTS	TOI	F/O WON	F/O LOST	SHOTS	B/S	Hits	+/-	REMARKS
42/	1/2	@TB	-	-	-	-	-	-	-	-	-	-	-	-	WBS
43/	1/3	@FLA	-	-	-	-	-	-	-	-	-	-	-	-	WBS
44/	1/5	ATL	-	-	-	-	-	-	-	-	-	-	-	-	WBS
45/	1/7	PHI	-	-	-	-	-	-	-	-	-	-	-	-	WBS
46/	1/9	@TOR	-	-	-	-	-	-	-	-	-	-	-	-	WBS
47/	1/11	@MIN	-	-	-	-	-	-	-	-	-	-	-	-	WBS
48/	1/13	@CGY	-	-	-	-	-	-	-	-	-	-	-	-	WBS
49/	1/14	@EDM	-	-	-	-	-	-	-	-	-	-	-	-	WBS
50/	1/16	@VAN	-	-	-	-	-	-	-	-	-	-	-	-	WBS
51/	1/19	NYI	-	-	-	-	-	-	-	-	-	-	-	-	WBS
52/	1/21	WAS	-	-	-	-	-	-	-	-	-	-	-	-	WBS
53/	1/24	@PHI	-	-	-	-	-	-	-	-	-	-	-	-	WBS
54/7	1/25	@NYR	2	0	2	0	13	08:57	-	-	3	0	1	1	1ST CAREER MULTI-PT GM
55/8	1/28	OTT	0	0	0	0	14	13:12	-	-	1	1	1	-1	
56/	1/31	DET	-	-	-	-	-	-	-	-	-	-	-	-	WBS
57/	2/1	BUF	-	-	-	-	-	-	-	-	-	-	-	-	WBS
58/	2/6	@MON	-	-	-	-	-	-	-	-	-	-	-	-	WBS
59/	2/7	@WAS	-	-	-	-	-	-	-	-	-	-	-	-	WBS
60/	2/10	NYI	-	-	-	-	-	-	-	-	-	-	-	-	WBS
61/	2/12	NYR	-	-	-	-	-	-	-	-	-	-	-	-	WBS
62/	2/14	NAS	-	-	-	-	-	-	-	-	-	-	-	-	WBS
63/	3/2	BUF	-	-	-	-	-	-	-	-	-	-	-	-	WBS
64/	3/4	@NYR	-	-	-	-	-	-	-	-	-	-	-	-	WBS
65/	3/6	DAL	-	-	-	-	-	-	-	-	-	-	-	-	WBS
66/	3/7	BOS	-	-	-	-	-	-	-	-	-	-	-	-	WBS
67/	3/11	@CAR	-	-	-	-	-	-	-	-	-	-	-	-	WBS
68/	3/12	@NJ	-	-	-	-	-	-	-	-	-	-	-	-	WBS
69/	3/14	@TB	-	-	-	-	-	-	-	-	-	-	-	-	WBS
70/	3/17	@NJ	-	-	-	-	-	-	-	-	-	-	-	-	WBS
71/	3/18	@BOS	-	-	-	-	-	-	-	-	-	-	-	-	WBS
72/	3/20	CAR	-	-	-	-	-	-	-	-	-	-	-	-	WBS
73/	3/22	@DET	-	-	-	-	-	-	-	-	-	-	-	-	WBS
74/	3/24	@WAS	-	-	-	-	-	-	-	-	-	-	-	-	WBS
75/	3/27	PHI	-	-	-	-	-	-	-	-	-	-	-	-	WBS
76/	3/28	TOR	-	-	-	-	-	-	-	-	-	-	-	-	WBS
77/	3/31	TB	-	-	-	-	-	-	-	-	-	-	-	-	WBS
78/	4/3	ATL	-	-	-	-	-	-	-	-	-	-	-	-	WBS
79/	4/6	WAS	-	-	-	-	-	-	-	-	-	-	-	-	WBS
80/	4/8	NYI	-	-	-	-	-	-	-	-	-	-	-	-	WBS
81/	4/10	@ATL	-	-	-	-	-	-	-	-	-	-	-	-	WBS
82/	4/11	@NYI	-	-	-	-	-	-	-	-	-	-	-	-	WBS
Second- Half Totals			2	0	2	0	27	11:05			4	1	2	0	
Final Totals			2	1	3	0	97	09:36	0	1	11	4	6	-1	

MATT COOKE • 24



Position: LW

Shoots: Left

Ht: 5-11

Wt: 205

DOB: 9/7/78

Birthplace: Belleville, ON

Acquired: Signed as a free agent on July 5, 2008.



pittsburghpenguins.com/mattcooke

2010 PLAYOFFS: Gritty forward notched four goals and six points in 13 games ... Four goals set a new personal single postseason high ... Was crucial in Penguins' 4-3 overtime victory over Senators in Game 6 that helped Pittsburgh advance to semifinals, tying a playoff career high with two goals (4/19/04 vs. Calgary); just 1:08 after Ottawa took a 3-0 lead, Cooke scored to get the Penguins on the board and tied the game 3-3 at the 12:24 mark of the third period with his second goal of the game to force overtime and an eventual Pittsburgh victory ... Key penalty killer logged 1:54 shorthanded minutes per game, fourth most among forwards ... Finished third on team with 41 hits.

2009-10: Tied career high with 15 goals while recording 30 points, the fifth time he's hit the 30-point mark ... Finished second on the team with a plus-17 rating, the second-highest total of his career ... Feisty forward finished second on the team with 106 penalty minutes ... Ranked fourth on the team with 183 hits ... Surpassed the 10-goal mark for the eighth time ... Key contributor to a penalty killing unit which finished the season ninth in the NHL with a 84.1 percent success rate ... Often used in a shutdown role against opposing teams' top lines ... Finished second among Penguins forwards with 54 blocked shots ... Had a season-long four-game point streak from Nov. 14 - Nov. 21, notching five points (2+3) ... Notched his 100th NHL goal Oct. 10 at Toronto ... Tied a single-game career high with two goals Nov. 16 vs. Anaheim ... Appeared in his 700th NHL game Jan. 3 at Florida.

NHL CAREER: Feisty, energetic player has compiled 114 goals, 157 assists, 271 points, 859 penalty minutes and a plus-36 rating during his 12 NHL seasons with Vancouver, Washington and Pittsburgh ... Reached double digits in goals and recorded 20-plus points eight times during his career, and has topped the 30-point barrier five times ... Has played in 76 career playoff games, totaling 26 points (13+12) and won a Stanley Cup championship with Pittsburgh in 2009, posting seven points (1+6) in 24 playoff contests ... Posted career highs in goals (15), assists (27), points (42) and plus-minus rating (+21) during 2002-03 campaign with Vancouver ... Broke into league with Vancouver in 1999-2000 and spent first eight-plus seasons of NHL career with Canucks before being traded to Washington at 2008 trade deadline ... Had seven points (3+4) with 27 penalty minutes and plus-5 rating in 17 games with Washington ... Recorded a career-high five-game scoring streak with Pittsburgh (Nov. 8 - 18, 2008), totaling six points in that span (2+4).

INTERNATIONAL: Represented Canada at 2004 World Championships, recording two goals and four points in nine games ... Played for Canada at 1998 World Junior Championships, tallying two points (1+1) in six games.

JUNIOR: Played four seasons in Ontario Hockey League for Windsor and Kingston from 1995-98 ... OHL career point total was 168 (75+93) in 174 games ... Had 45 goals and 95 points in 65 games for Windsor in 1996-97.

CAREER VS. NHL

	GP	G	A	PTS	PIM
ANA	31	9	6	15	38
ATL	17	2	6	8	31
BOS	19	4	6	10	46
BUF	18	1	6	7	16
CGY	43	1	10	11	34
CAR	14	2	0	2	14
CHI	32	5	8	13	46
COL	41	5	7	12	39
CBJ	27	5	7	12	32
DAL	31	2	7	9	52
DET	35	7	9	16	22
EDM	47	9	6	15	40
FLA	18	1	5	6	8
LAK	31	4	4	8	38
MIN	42	7	11	18	65
MON	17	4	1	5	14
NSH	33	3	15	18	30
NJD	18	2	1	3	25
NYI	17	3	6	9	6
NYR	15	3	1	4	42
OTT	17	1	5	6	10
PHI	22	9	4	13	24
PHX	28	3	6	9	28
PIT	8	2	0	2	7
SJS	32	6	4	10	43
STL	28	5	6	11	29
TBL	16	2	3	5	12
TOR	24	5	4	9	45
VAN	2	1	0	1	15
WSH	15	1	3	4	8
Totals	738	114	157	271	859

CAREER HIGHS

Goals: 2 (8 times), 11/16/09 vs. ANA

Assists: 2 (14 times), 12/11/08 vs. NYI

Points: 3 (4 times), 3/3/08 vs. BOS (1+2)

SOG: 7 (1 time), 3/2/06 at NSH

PIM: 20 (1 time), 2/19/04 at MIN



PERSONAL: Nickname - "Cookie" ... Lists Top Gun as his favorite movie and Law and Order as his favorite television show ... He and his wife, Michelle, have three children, Gabby, Reece and

Jackson ... Sponsors the Cooke Foundation of Hope, which brings children to hockey games who may not otherwise have the opportunity to attend ... Signed through 2009-10.

CAREER STATISTICS

YEAR	TEAM	LEAGUE	REGULAR SEASON										PLAYOFFS					
			GP	G	A	PTS	PIM	+/-	PP	SH	GW	S	GP	G	A	PTS	PIM	
1994-95	Wellington	MTJHL	46	9	23	32	62	--	--	--	--	--	--	--	--	--	--	--
1995-96	Windsor	OHL	61	8	11	19	102	--	--	--	--	--	7	1	3	4	6	
1996-97	Windsor	OHL	65	45	50	95	146	--	--	--	--	--	5	5	5	10	10	
1997-98	Windsor	OHL	23	14	19	33	50	1	4	3	0	--	12	8	8	16	20	
	Canada	WJC	6	1	1	2	6	--	--	--	--	--	--	--	--	--	--	
1997-98	Kingston	OHL	25	8	13	21	49	-6	0	1	1	--	--	--	--	--	--	
1998-99	Vancouver	NHL	30	0	2	2	27	-12	0	0	0	22	--	--	--	--	--	
	Syracuse	AHL	37	15	18	33	119	-28	8	0	3	98	--	--	--	--	--	
1999-00	Vancouver	NHL	51	5	7	12	39	3	0	1	1	58	--	--	--	--	--	
	Syracuse	AHL	18	5	8	13	27	2	1	0	0	52	--	--	--	--	--	
2000-01	Vancouver	NHL	81	14	13	27	94	5	0	2	0	121	4	0	0	0	4	
2001-02	Vancouver	NHL	82	13	20	33	111	4	1	0	2	103	6	3	2	5	0	
2002-03	Vancouver	NHL	82	15	27	42	82	21	1	4	0	118	14	2	1	3	12	
2003-04	Vancouver	NHL	53	11	12	23	73	5	1	1	4	79	7	3	1	4	12	
	Canada	WC	9	2	2	4	8	--	--	--	--	--	--	--	--	--	--	
2004-05	Did Not Play																	
2005-06	Vancouver	NHL	45	8	10	18	71	-8	0	0	2	67	--	--	--	--	--	
2006-07	Vancouver	NHL	81	10	20	30	64	0	1	0	3	133	1	0	0	0	2	
2007-08	Vancouver	NHL	61	7	9	16	64	-4	0	0	1	68	--	--	--	--	--	
	Washington	NHL	17	3	4	7	27	5	0	1	0	18	7	0	0	0	4	
2008-09	PITTSBURGH	NHL	76	13	18	31	101	0	0	0	1	86	24	1	6	7	22	
2009-10	PITTSBURGH	NHL	79	15	15	30	106	17	2	0	1	105	13	4	2	6	22	
NHL TOTALS			738	114	157	271	859	36	6	9	15	978	76	13	12	25	78	
PITTSBURGH TOTALS			155	28	33	61	207	17	2	0	2	191	37	5	8	13	44	

24 MATT COOKE • LW

GAME # TEAM/ PLAYER	DATE	OPP.	G	A	P	PIM	SHIFTS	TOI	F/O WON	F/O LOST	SHOTS	B/S	Hits	+/-	REMARKS	
1/1	10/2	NYR	0	0	0	0	20	15:01	1	0	2	0	4	1		
2/2	10/3	@NYI	0	0	0	0	19	14:58	1	0	6	2	3	E		
3/3	10/7	PHX	0	0	0	6	17	11:45	-	-	3	1	4	E		
4/4	10/8	@PHI	0	1	1	0	22	19:15	0	1	0	2	5	E		
5/5	10/10	TOR	1	0	1	0	22	15:36	-	-	1	0	1	E	100TH NHL GOAL	
6/6	10/12	@OTT	0	1	1	0	16	13:19	-	-	0	1	3	2		
7/7	10/14	@CAR	0	0	0	0	18	14:44	-	-	0	1	3	E		
8/8	10/17	TB	0	0	0	0	20	15:21	-	-	0	1	1	E		
9/9	10/20	STL	1	1	2	0	14	11:18	-	-	2	0	6	1		
10/10	10/23	FLA	0	0	0	2	20	16:37	-	-	1	1	5	E		
11/11	10/24	NJ	0	0	0	2	17	14:53	-	-	0	0	1	-1		
12/12	10/28	MON	0	0	0	2	20	14:04	-	-	0	0	2	1		
13/13	10/30	@CBJ	0	0	0	2	18	14:51	-	-	0	2	4	-1		
14/14	10/31	MIN	0	0	0	0	16	13:07	-	-	1	0	2	1		
15/15	11/3	@ANA	0	1	1	2	20	15:53	-	-	2	1	1	3		
16/16	11/5	@LA	0	0	0	2	22	16:45	0	1	0	0	2	E		
17/17	11/7	@SJ	0	0	0	4	23	15:44	1	0	0	1	2	-1		
18/18	11/10	@BOS	0	0	0	0	16	16:25	-	-	2	0	2	-1		
19/19	11/12	NJ	0	0	0	0	19	15:44	1	0	0	0	3	-1		
20/20	11/14	BOS	0	1	1	4	16	10:15	-	-	1	1	2	E		
21/21	11/16	ANA	2	0	2	0	19	17:35	-	-	2	1	6	2	250TH CAREER POINT	
22/22	11/19	@OTT	0	1	PP	1	0	17	14:53	0	1	1	0	5	-2	
23/23	11/21	@ATL	0	1	1	5	19	14:34	-	-	0	3	2	E		
24/24	11/23	@FLA	0	0	0	0	19	13:10	-	-	1	1	3	E		
25/25	11/25	MON	0	0	0	0	19	17:16	-	-	2	0	2	1		
26/26	11/27	@NYI	1	0	1	0	17	11:52	-	-	1	0	1	2		
27/27	11/28	NYR	0	0	0	17	17	13:16	1	0	1	1	2	-1		
28/	11/30	@NYR	-	-	-	-	-	-	-	-	-	-	-	-	SUS	
29/	12/3	COL	-	-	-	-	-	-	-	-	-	-	-	-	SUS	
30/28	12/5	CHI	0	0	0	2	22	16:52	0	1	0	1	4	E		
31/29	12/7	CAR	0	0	0	0	23	14:06	0	2	1	0	4	-2		
32/30	12/10	@MON	1	0	1	0	20	14:15	-	-	2	0	3	1		
33/31	12/12	FLA	0	0	0	0	19	12:38	0	1	1	1	2	E		
34/32	12/15	PHI	0	1	SH	1	0	24	16:20	-	-	0	1	3	1	
35/33	12/17	@PHI	0	0	0	2	22	15:13	-	-	0	2	3	-1		
36/34	12/19	@BUF	0	0	0	2	22	16:56	-	-	2	1	1	E		
37/35	12/21	NJ	0	0	0	0	18	13:18	-	-	1	1	2	-1		
38/36	12/23	OTT	0	1	1	0	14	10:30	-	-	1	1	1	1		
39/37	12/27	TOR	1	0	1	2	18	14:50	-	-	1	3	1	1		
40/38	12/29	@BUF	0	0	0	0	18	15:23	-	-	2	2	2	E		
41/39	12/30	@NJ	0	0	0	2	15	10:49	-	-	1	1	1	E		
Half- Season Totals			7	9	16	58	737	14:36	5	7	41	34	104	6		

24 MATT COOKE • LW

GAME # TEAM/ PLAYER	DATE	OPP.	G	A	P	PIM	SHIFTS	TOI	F/O WON	F/O LOST	SHOTS	B/S	Hits	+/-	REMARKS	
42/40	1/2	@TB	0	0	0	2	17	13:40	-	-	2	0	0	E		
43/41	1/3	@FLA	0	1	1	0	18	14:01	-	-	3	0	2	E	700TH NHL GAME	
44/42	1/5	ATL	0	1	1	0	21	19:02	-	-	2	0	0	3		
45/43	1/7	PHI	1	0	1	0	21	17:58	-	-	2	0	2	1		
46/44	1/9	@TOR	0	0	0	0	18	17:51	-	-	1	5	0	E		
47/45	1/11	@MIN	0	0	0	0	19	16:22	1	0	2	0	1	-1		
48/46	1/13	@CGY	0	0	0	0	23	19:10	-	-	2	2	2	1		
49/47	1/14	@EDM	1	PP	0	1	0	21	16:00	-	-	2	1	2	2	
50/48	1/16	@VAN	1	0	1	0	22	19:23	-	-	4	0	1	1		
51/49	1/19	NYI	0	0	0	2	23	19:09	-	-	1	1	1	-1		
52/50	1/21	WAS	0	0	0	0	19	17:49	-	-	0	0	3	1		
53/51	1/24	@PHI	1	PP	0	1	4	26	15:03	0	1	3	0	4	E	GWG
54/52	1/25	@NYR	0	0	0	2	24	17:09	-	-	2	0	3	-1		
55/53	1/28	OTT	0	0	0	2	17	13:54	0	1	3	0	1	-1		
56/54	1/31	DET	0	0	0	2	17	14:19	-	-	2	0	2	E		
57/55	2/1	BUF	0	0	0	0	16	13:22	-	-	0	1	5	1		
58/56	2/6	@MON	0	0	0	0	20	15:20	-	-	3	3	2	-1		
59/57	2/7	@WAS	0	1	1	0	20	13:01	-	-	1	1	2	1		
60/58	2/10	NYI	0	0	0	0	18	14:22	-	-	0	0	0	-1		
61/59	2/12	NYR	0	0	0	7	19	16:34	-	-	2	0	2	E		
62/60	2/14	NAS	1	0	1	0	21	13:12	-	-	1	0	4	1		
63/61	3/2	BUF	0	0	0	0	17	13:23	-	-	2	0	1	E		
64/62	3/4	@NYR	0	0	0	4	19	14:34	-	-	3	0	6	E		
65/63	3/6	DAL	0	1	1	0	18	14:13	2	0	0	1	1	1		
66/64	3/7	BOS	0	0	0	0	17	15:42	2	0	0	0	4	E		
67/65	3/11	@CAR	1	0	1	0	20	15:59	-	-	3	0	1	2		
68/66	3/12	@NJ	0	0	0	5	18	12:32	0	1	3	0	1	E		
69/67	3/14	@TB	0	1	1	0	17	13:08	-	-	2	0	1	E		
70/68	3/17	@NJ	0	0	0	0	15	12:49	-	-	2	0	1	1		
71/69	3/18	@BOS	0	0	0	7	18	12:25	-	-	0	0	1	E		
72/70	3/20	CAR	0	0	0	0	18	13:10	-	-	1	1	3	E		
73/71	3/22	@DET	0	0	0	0	17	13:25	1	1	0	1	2	E		
74/72	3/24	@WAS	0	0	0	0	17	14:21	1	0	2	0	4	-1		
75/73	3/27	PHI	1	0	1	0	17	12:21	-	-	1	0	2	1		
76/74	3/28	TOR	1	0	1	0	19	15:43	1	0	1	0	2	1		
77/75	3/31	TB	0	0	0	4	16	15:14	-	-	0	0	1	E		
78/76	4/3	ATL	0	0	0	2	18	14:44	-	-	3	1	3	-1		
79/77	4/6	WAS	0	0	0	0	21	15:20	-	-	2	0	4	-1		
80/78	4/8	NYI	0	1	1	0	20	16:19	-	-	0	1	2	2		
81/79	4/10	@ATL	0	0	0	5	7	06:45	-	-	1	1	0	E		
82/	4/11	@NYI	-	-	-	-	-	-	-	-	-	-	-	-	INJ	
Second- Half Totals			8	6	14	48	749	13:33	8	4	64	20	79	11		
Final Totals			15	15	30	106	1486	14:46	13	11	105	54	183	17		

SIDNEY CROSBY • 87



Position: C
Shoots: Left
Ht: 5-11
Wt: 200
DOB: 8/7/87



Birthplace: Cole Harbour, NS
Acquired: Drafted by Penguins in the first round (1st overall) of the 2005 Entry Draft.

pittsburghpenguins.com/sidneycrosby

2010 PLAYOFFS: Led the team in goals (6), assists (13), points (19) and plus-minus rating (+6) in 13 games ... Has career average of 1.32 points per game in postseason, ranking third in NHL history behind only Mario Lemieux, 1.6, and Wayne Gretzky, 1.83 (minimum 40 games played) ... His nine assists and 14 points in quarterfinals against Ottawa set a new personal playoff series highs ... Tied a single-game postseason high with four points (2+2) in Game 4 at Ottawa ... Moved into fifth place on the team's all-time points (82) and goals (30) list ... Continued his strong play in the faceoff circle by winning 155 draws for a 56.0 success rate.

2009-10: Won his first career Rocket Richard Trophy as the NHL's leading goal scorer with a career-high 51 goals (tied with Tampa Bay's Steven Stamkos) ... Led the team and finished second in the NHL scoring race with 109 points (51+58), the fourth time in his five seasons he hit the century mark ... Named Team MVP ... Scored the game-winning goal for Team Canada in overtime of the Gold Medal Game at the 2010 Olympic Games to secure gold for Canada ... Earned his 500th career point on April 8 vs. NY Islanders, becoming the third youngest player to reach that mark at 22 years, 244 days (Wayne Gretzky, 21 years, 52 days; Mario Lemieux, 22 years, 172 days) ... Earlier in the season he became the sixth fastest (292 games) in NHL history to reach 400 career points when he notched an assist against the NY Islanders Oct. 3 ... Ranked 11th in league with a 55.9-winning percentage in the faceoff dot and led the NHL with 1,001 faceoff wins, 137 more than second-place Mikko Koivu of Minnesota (864) ... Tied for the team lead and ranked sixth (tied) in the NHL with 13 power-play goals ... Tallied his first career shorthanded goal on Oct. 23 vs. Florida ... Led the NHL with three hat tricks (Oct. 28 vs. Montreal; Nov. 28 vs. NY Rangers; Feb. 1 vs. Buffalo), first Penguin to accomplish the feat since Alexei Kovalev (2001-02) ... Tied a single-game career high with six points (1G-5A) against NY Islanders Jan. 19 ... Notched his 300th career assist Feb. 6 at Montreal ... Led league in shooout goals (8) and success rate (80 percent).

NHL CAREER: Young phenom amassed 183 goals and 323 assists for 506 points in 371 games over five NHL seasons while collecting the Stanley Cup, Hart Trophy (MVP), Art Ross (scoring champion), Rocket Richard (goal scoring champion) and Lester B. Pearson Award (outstanding player voted by peers) ... Posted 100-plus points, 30-plus goals and 50-plus assists four times ... Is the youngest captain in NHL history to lead his team to a Stanley Cup title at 21 years old ... Had 63 career postseason points (24+39) after the 2009 playoffs, the most by a player in NHL history before his 22nd birthday ... Became the third youngest player at 22 years, 244 days in NHL history to reach 500 points (Wayne Gretzky, 21 years, 52 days; Mario Lemieux, 22 years, 172 days) ... Finished with a postseason-best 15 goals and ranked second with 31 points during 2009 Stanley Cup championship run ... Tied an NHL single-season playoff record by scoring the first goal of a game six times ... Finished third in NHL regular-season scoring in 2008-09 with 103 points (33+70) ... Was second in league in assists (70) and fourth in even-strength points (62) ... Led NHL in power-play assists (33) and was third in points per game (1.34) ... Set three career milestones Oct. 18 vs. Toronto with 100th goal, 200th assist and 300th point ... Recorded his first hat trick in Pittsburgh (second career) with three goals Nov. 29, 2009 vs. New Jersey ... Led NHL in All-Star voting for third consecutive season, setting a league record with 1,713,021 votes (1,020,736,

CAREER VS. NHL

	GP	G	A	PTS	PIM
ANA	4	0	3	3	0
ATL	18	7	18	25	24
BOS	17	5	20	25	15
BUF	18	10	13	23	8
CGY	4	2	1	3	4
CAR	18	6	14	20	16
CHI	2	0	2	2	2
COL	4	5	3	8	6
CBJ	5	1	7	8	10
DAL	3	4	3	7	2
DET	6	2	3	5	8
EDM	4	0	4	4	0
FLA	19	11	12	23	42
LAK	3	1	4	5	2
MIN	5	3	4	7	11
MON	18	11	14	25	14
NSH	4	1	6	7	6
NJD	32	17	18	35	44
NYI	31	18	43	61	26
NYR	34	20	29	49	26
OTT	17	2	11	13	16
PHI	32	24	32	56	28
PHX	4	1	4	5	4
PIT	-	-	-	-	-
SJS	4	0	1	1	6
STL	4	0	4	4	4
TBL	17	5	11	16	12
TOR	20	14	18	32	8
VAN	4	1	0	1	6
WSH	19	12	21	33	6
Totals	371	183	323	506	356

CAREER HIGHS

Goals: 3 (5 times), 2/1/10 vs. BUF

Assists: 5 (1 time), 12/13/06 vs. PHI

Points: 6 (2 times), 1/19/10 vs. NYI (2+4)

PIM: 21 (1 time), 1/3/09 vs. FLA

SOG: 9 (4 times), 1/3/10 at FLA

Hat tricks: 5, 2/1/10 vs. BUF (3G)

Jaromir Jagr, 2000) ... Posted 72 points (24+48) in 2007-08, despite missing 27 games with an ankle injury ... Recorded a career-high 19-game point streak (11+19) from Oct. 6 to Nov. 17 - longest point streak in NHL in 2007-08 ... Became youngest player in NHL history to reach 200-career points (19 years, 207 days) with a goal March 2, 2007 vs. Carolina ... Became youngest captain in NHL history on May 31, 2007 at 19 years, nine months (Vincent Lecavalier of Tampa Bay - 19 years, 10 months) ... Won the Art Ross Trophy, Hart Trophy and Lester B. Pearson Award in 2006-07 at 19-years old ... Became youngest scoring champion in NHL history, scoring 120 points (36+84), and youngest recipient of Pearson Award ... Second youngest to ever win Hart Trophy as MVP (Wayne Gretzky) ... Set personal high with 10 points (2+8) in a two-game span vs. Philadelphia and NY Islanders, Dec. 13-15, 2006 ... Finished fifth in NHL scoring as 18-year-old rookie in 2005-06 and became youngest player in NHL history to reach 100 points (18 years, 253 days), surpassing Hall of Famer Dale Hawerchuk's record by 101 days ... Posted 102 points to surpass Mario Lemieux's team rookie record of 100 points ... Led NHL rookies with 63 assists and finished second in rookie scoring (Alex Ovechkin, 106) ... Joined Pittsburgh in 2005 as third Penguins player drafted first overall in NHL Entry Draft (Mario Lemieux, 1984; Marc-Andre Fleury, 2003).

INTERNATIONAL: Member of the 2010 Canadian Olympic team where he served as an alternate captain ... Scored the game-winning goal for Canada in overtime of the Gold Medal Game against Team USA ... Became youngest player ever to lead World Championships in scoring by posting 16 points in nine games (8+8) for Team Canada in 2006 ... Named top forward at 2006 World Championships ... Represented Canada at World Junior Championships in 2004 and 2005 ... At 2005 World Junior Championships helped lead Canada to gold with nine points in six games (6+3) ... In 2004 tournament, became youngest player to score a goal for Team Canada (16 years, 4 months, 24 days) ... Was only Canadian player under the age of 18 ... Recorded five points in six games (2+3) as Canada won silver medal.



JUNIOR: Two-time Canadian Hockey League Player of the Year and scoring champion (2003-04 and 2004-05) with Rimouski Oceanic of Quebec Major Junior Hockey League ... Named CHL Rookie of the Year in 2003-04 with 135 points (54+81) in 59 games as a 16-year-old in 2003-04 ... His 135 points in 2003-04 were second-most by a 16-year-old in CHL history behind Wayne Gretzky (182, Sault Ste. Marie, 1977-78) ... Recorded 168 points (66+102) in 66 games as a 17-year-old in 2004-05 ... Had 66 goals in 68 games in 2004-05, leading Rimouski to QMJHL title and berth in Memorial Cup Final ... Finished two-year CHL career with 2.51 points-per-game, second-highest in CHL history behind Mario Lemieux (2.81) ... In 2004-05, averaged 2.71 points per game, second-highest single-season average in CHL history behind Lemieux (4.03 with Laval in 1983-84).

PERSONAL: Nickname – “Sid” ... Lists Steve Yzerman as hockey idol ... Favorites include: vacation spot – anywhere with a nice beach or pool; food – Chinese; bands – 3 Doors Down, Three Days Grace and Tim McGraw ... Favorite sport other than hockey is football ... Father Troy was a goaltender for Verdun of QMJHL and was drafted by Montreal Canadiens in 1984 ... Won the ESPY award for Best NHL player three years in a row (2007-09) ... Signed through 2012-13.

CAREER STATISTICS

YEAR	TEAM	LEAGUE	REGULAR SEASON										PLAYOFFS					
			GP	G	A	PTS	PIM	+/-	PP	SH	GW	S	GP	G	A	PTS	PIM	
2002-03	Shattuck	USHS	57	72	90	162	--	--	--	--	--	--	--	--	--	--	--	--
2003-04	Rimouski	QMJHL	59	54	81	135	74	--	--	--	--	--	9	7	9	16	13	
	Canada	WJC	6	2	3	5	4	--	--	--	--	--	--	--	--	--	--	
2004-05	Rimouski	QMJHL	62	66	102	168	84	--	--	--	--	--	13	14	17	31	16	
	Rimouski	M. Cup	--	--	--	--	--	--	--	--	--	--	5	6	5	11	6	
	Canada	WJC	6	6	3	9	4	--	--	--	--	--	--	--	--	--	--	
2005-06	PITTSBURGH	NHL	81	39	63	102	110	-1	16	0	5	278	--	--	--	--	--	
	Canada	WC	9	8	8	8	16	10	7	2	0	1	25	--	--	--	--	
2006-07	PITTSBURGH	NHL	79	36	84	120*	60	10	13	0	4	250	5	3	2	5	4	
2007-08	PITTSBURGH	NHL	53	24	48	72	39	18	6	0	4	173	20	6	21*	27*	12	
2008-09	PITTSBURGH	NHL	77	33	70	103	76	3	7	0	3	238	24	15*	16	31	14	
2009-10	PITTSBURGH	NHL	81	51*	58	109	71	15	13	2	6	298	13	6	13	19	6	
	Canada	Olympics	7	4	3	7	4	--	1	0	2	--	--	--	--	--	--	
PIT/NHL TOTALS			371	183	323	506	356	45	55	2	22	1237	62	30	52	82	36	

*NHL LEADER


87 SIDNEY CROSBY • C

GAME # TEAM/ PLAYER	DATE	OPP.	G	A	P	PIM	SHIFTS	TOI	F/O WON	F/O LOST	SHOTS	B/S	Hits	+/-	REMARKS	
1/1	10/2	NYR	1	0	1	2	22	19:11	13	7	2	1	1	1		
2/2	10/3	@NYI	1	1	2	0	26	22:32	17	9	6	2	0	1	400TH CAREER POINT	
3/3	10/7	PHX	0	0	0	4	19	17:45	5	12	3	0	0	-1		
4/4	10/8	@PHI	0	0	0	2	24	20:49	21	3	2	1	0	1		
5/5	10/10	TOR	2	2PP	0	2	0	24	22:11	17	8	3	1	2	E	GWG
6/6	10/12	@OTT	0	0	0	0	23	22:30	6	7	4	0	0	1		
7/7	10/14	@CAR	0	0	0	2	24	21:38	9	8	7	1	1	-1		
8/8	10/17	TB	0	2	2	2	21	20:09	11	12	3	0	1	2		
9/9	10/20	STL	0	1	1	4	22	18:52	9	6	2	0	1	1		
10/10	10/23	FLA	2	S, P	0	2	0	28	25:50	21	15	7	0	2	1	300TH NHL GAME
11/11	10/24	NJ	0	1	1	0	21	21:43	11	7	2	0	2	E		
12/12	10/28	MON	3	0	3	0	25	19:55	16	8	9	0	1	3	3RD CAREER HT, GWG	
13/13	10/30	@CBJ	0	2	1SH	2	2	29	22:37	12	16	3	0	1	2	
14/14	10/31	MIN	0	0	0	9	23	23:46	11	11	3	0	0	-1		
15/15	11/3	@ANA	0	0	0	0	21	21:51	11	10	2	1	0	E		
16/16	11/5	@LA	0	0	0	2	22	21:13	12	11	1	0	2	-1		
17/17	11/7	@SJ	0	0	0	2	26	21:11	16	7	3	1	0	-2		
18/18	11/10	@BOS	0	0	0	0	24	22:46	8	11	2	1	1	-2		
19/19	11/12	NJ	0	1	1	2	24	23:41	13	10	5	0	0	-1		
20/20	11/14	BOS	1	2	3	2	27	25:38	13	13	4	1	1	3		
21/21	11/16	ANA	0	1	PP	1	0	21	22:51	10	9	3	1	4	E	
22/22	11/19	@OTT	0	0	0	0	19	21:11	12	7	4	0	0	-2		
23/23	11/21	@ATL	0	1	PP	1	0	21	20:48	8	12	2	0	0	-2	
24/24	11/23	@FLA	1	PP	0	1	4	25	24:21	12	7	8	0	1	-1	GWG
25/25	11/25	MON	1	1	2	0	19	18:48	8	5	2	0	2	2		
26/26	11/27	@NYI	0	0	0	0	23	24:45	14	9	1	1	0	-2		
27/27	11/28	NYR	3	1PP	2	5	0	18	19:59	15	5	5	0	0	4	4TH HT, 1ST 5-PT GM
28/28	11/30	@NYR	2	1	3	0	25	24:10	9	10	3	1	0	2		
29/29	12/3	COL	2	1EN	1	PP	3	0	23	21:11	13	10	2	1	4	2
30/	12/5	CHI	-	-	-	-	-	-	-	-	-	-	-	-	-	INJ
31/30	12/7	CAR	1	0	1	0	23	26:32	12	10	4	1	1	1		
32/31	12/10	@MON	0	0	0	0	24	24:07	13	13	2	1	0	1		
33/32	12/12	FLA	0	1	PP	1	0	20	21:54	18	8	7	0	1	-1	
34/33	12/15	PHI	1	PP	2	3	0	21	18:14	8	9	5	0	1	2	
35/34	12/17	@PHI	1	PP	0	1		28	25:57	13	8	7	1	0	E	
36/35	12/19	@BUF	0	1	1	0	23	21:20	10	11	4	0	0	1		
37/36	12/21	NJ	0	0	0	2	22	24:26	19	7	2	2	0	E		
38/37	12/23	OTT	0	3	2PP	3	0	20	21:08	18	7	1	0	0	E	
39/38	12/27	TOR	1	PP	0	1	0	25	24:25	18	10	3	1	3	E	
40/39	12/29	@BUF	0	1	1	0	27	22:58	13	9	3	0	0	E		
41/40	12/30	@NJ	0	0	0	2	24	21:37	12	10	3	0	0	-2		
Half-Season Totals			23	25	48	43	926	22:10	507	367	144	20	33	12		

87 SIDNEY CROSBY • C

GAME # TEAM/ PLAYER	DATE	OPP.	G	A	P	PIM	SHIFTS	TOI	F/O WON	F/O LOST	SHOTS	B/S	Hits	+/-	REMARKS	
42/41	1/2	@TB	0	0	0	2	22	22:45	10	7	3	0	4	-1		
43/42	1/3	@FLA	1	0	1	0	22	22:09	13	4	9	1	0	-1		
44/43	1/5	ATL	0	0	0	0	24	20:44	9	9	3	0	0	-1		
45/44	1/7	PHI	2	0	2	0	23	23:24	18	11	5	1	1	E		
46/45	1/9	@TOR	1	1	2	0	20	17:41	12	8	8	0	0	2		
47/46	1/11	@MIN	2	1	3	0	22	22:57	14	17	8	1	0	2		
48/47	1/13	@CGY	1	0	1	2	24	18:43	14	11	2	0	1	1		
49/48	1/14	@EDM	0	0	0	0	24	19:34	12	9	3	1	0	E		
50/49	1/16	@VAN	0	0	0	0	21	18:25	9	7	0	0	0	-3		
51/50	1/19	NYI	2	4	4PP	6	0	26	22:00	16	7	3	0	1	1	CAREER HIGH 6 POINTS
52/51	1/21	WAS	1	0	1	0	25	23:39	10	20	6	1	3	-1		
53/52	1/24	@PHI	0	1	PP	1	2	24	18:50	9	7	0	2	1	E	
54/53	1/25	@NYR	0	2	2	0	26	21:42	18	9	3	1	2	1		
55/54	1/28	OTT	0	0	0	2	21	20:26	11	15	3	0	0	-2		
56/55	1/31	DET	1	0	1	0	26	20:23	10	12	6	0	1	E		
57/56	2/1	BUF	3	1PP	0	3	0	23	20:02	11	7	5	1	1	E	5TH CAREER HT, GWG
58/57	2/6	@MON	0	1	1	0	22	20:51	9	13	0	0	0	-2	300TH CAREER ASSIST	
59/58	2/7	@WAS	2	1PP	0	2	0	30	25:18	16	11	7	0	0	-1	
60/59	2/10	NYI	0	0	0	0	24	21:26	14	9	1	0	1	1		
61/60	2/12	NYR	2	1PP	0	2	0	23	20:49	7	13	4	1	0	E	
62/61	2/14	NAS	1	PP	1	2	2	23	23:07	13	8	3	3	2	1	
63/62	3/2	BUF	0	1	PP	1	2	16	17:34	7	5	2	0	0	E	
64/63	3/4	@NYR	0	1	1	4	28	24:30	13	8	3	1	3	2		
65/64	3/6	DAL	2	1SH	1	3	0	24	18:54	14	12	5	1	0	2	GWG
66/65	3/7	BOS	0	1	1	0	22	19:59	10	11	4	0	0	1		
67/66	3/11	@CAR	0	1	PP	1	0	25	20:07	7	12	4	1	0	-1	
68/67	3/12	@NJ	1	0	1	0	25	22:53	11	7	3	0	1	-2		
69/68	3/14	@TB	0	1	PP	1	0	24	23:44	10	12	6	2	0	E	
70/69	3/17	@NJ	0	0	0	2	25	23:36	6	7	2	1	0	-1		
71/70	3/18	@BOS	0	0	0	0	23	22:18	9	6	3	0	1	1		
72/71	3/20	CAR	0	1	PP	1	0	26	22:30	12	9	1	1	0	-2	
73/72	3/22	@DET	0	0	0	2	25	20:22	13	11	3	0	1	-2		
74/73	3/24	@WAS	0	1	PP	1	0	27	25:55	11	14	4	1	0	1	
75/74	3/27	PHI	0	3	1PP	3	0	22	19:46	11	9	6	0	1	1	
76/75	3/28	TOR	2	0	2	0	24	23:51	15	13	6	0	2	E		
77/76	3/31	TB	0	0	0	0	21	25:27	15	8	3	0	0	E		
78/77	4/3	ATL	0	3	1PP	3	0	27	25:47	16	13	2	0	1	2	
79/78	4/6	WAS	1	PP	2	3	0	25	27:01	16	12	2	0	1	E	
80/79	4/8	NYI	1	3	2PP	4	4	23	16:47	12	14	4	1	1	2	3RD YNGEST 500 PTS
81/80	4/10	@ATL	0	0	0	2	22	23:16	12	12	3	1	0	-1		
82/81	4/11	@NYI	2	3	1PP	5	2	25	22:38	19	14	6	0	0	3	
Second- Half Totals			28	33	61	28	974	21:45	494	423	154	23	30	3		
Final Totals			51	58	109	71	1900	21:57	1001	790	298	43	63	15		

PASCAL DUPUIS • 9

**Position:** RW**Shoots:** Left**Ht:** 6-1**Wt:** 205**DOB:** 4/7/79**Birthplace:** Laval, PQ

Acquired: From Atlanta on Feb. 26, 2008 with Marian Hossa for Colby Armstrong, Erik Christensen, Angelo Esposito and a 2008 first-round pick.



pittsburghpenguins.com/pascaldupuis

2010 PLAYOFFS: Recorded eight points (2+6) in 13 contests ... Scored series-clinching overtime goal in Game 6 of the quarterfinals against Ottawa to help Penguins advance ... Also set up a goal in Game 6 for a two-point night ... Had four-game point streak (April 24 to May 4) accumulating five points (2+3).

2009-10: Ranked sixth on the team with 18 goals, second-highest total in his career, while playing in a career-high 81 games ... Posted 38 points (18+20) ... His 38 points and 20 assists were second-most of his career ... Scored a season-best two goals vs. Boston on Nov. 14, picking up his 100th career goal on the overtime winner ... Valuable member of the NHL's ninth ranked penalty killing unit ... Set a new career high with five game-winning goals ... Versatile performer saw action at both left and right wing throughout the lineup ... Tied a career high with a five-game point streak (Mar. 6 - Mar. 14), posting six points (3+3) during the span ... Notched a season-best three points (1+2) Jan. 11 at Minnesota against his former team ... Disciplined player had a team-low 16 penalty minutes ... Registered a single-game career-best 10 shots Mar. 4 at NY Rangers.

NHL CAREER: Speedy, veteran winger has played in 587 games during his nine-year career ... Compiled 113 goals, 127 assists and 240 points with stints in Minnesota, Atlanta, NY Rangers and Pittsburgh ... Scored a goal in his first game with the Penguins Feb. 28, 2008 vs. Boston and has scored a goal in his first game with all four of his NHL teams (Minnesota, NY Rangers, Atlanta) ... Recorded first career hat trick Dec. 11, 2008 vs. NY Islanders ... Posted his 200th career point with a goal April 5, 2009 at Florida ... Notched three assists Feb. 21, 2009 at Philadelphia, including 100th assist of his career ... Has scored at least 10 goals in eight straight NHL seasons ... Has 25 points (9+16) in 69 career postseason games ... Reached NHL as undrafted free agent in 2000 with Minnesota and played parts of six seasons with Wild ... Set career highs with 20 goals, 28 assists, 48 points, plus-17 rating and 44 penalty minutes with Wild in 2002-03.

INTERNATIONAL: Played eight games for HC Ajoie of the Swiss-2 League during NHL lockout in 2004-05, scoring five goals and 10 points.

JUNIOR: Scored 50 goals and 105 points in 61 games for Shawinigan of Quebec Major Junior Hockey League in 1999-2000 ... Played four seasons in QMJHL with Rouyn-Noranda and Shawinigan from 1996-2000, recording 247 career points (105+142) in 229 games.

PERSONAL: Nickname - "Dooper" ... Played soccer growing up in Quebec province ... Was fan of Michel Goulet and Quebec Nordiques ... Lists Montreal as his favorite road city and the Bell Centre as his favorite road rink ... Other favorites include: vacation spot - Bahamas; food - steak and sushi; movie - Braveheart; sport other than hockey - golf ... Pascal and his wife, Carole-Lyne, have two daughters, Maeva and Zoe, and a son, Kody ... The family resides in Blainville, Quebec in the offseason ... Signed through 2010-11.

CAREER VS. NHL

	GP	G	A	PTS	PIM
ANA	20	1	6	7	8
ATL	14	2	3	5	6
BOS	17	6	4	10	4
BUF	19	3	4	7	4
CGY	26	7	6	13	12
CAR	20	4	4	8	8
CHI	18	3	6	9	10
COL	29	4	8	12	20
CBJ	20	4	3	7	6
DAL	20	5	5	10	2
DET	24	0	5	5	8
EDM	29	8	5	13	10
FLA	20	5	4	9	4
LAK	18	3	4	7	10
MIN	3	2	2	4	0
MON	18	5	5	10	6
NSH	17	2	4	6	16
NJD	23	2	4	6	6
NYI	19	6	7	13	10
NYR	24	6	4	10	10
OTT	19	3	3	6	8
PHI	23	3	6	9	8
PHX	16	5	3	8	14
PIT	8	2	0	2	4
SJS	20	4	1	5	4
STL	17	3	3	6	2
TBL	21	4	7	11	10
TOR	16	3	3	6	6
VAN	29	6	4	10	22
WSH	20	2	4	6	6
Totals	587	113	127	240	244

CAREER HIGHS

Goals: 3 (1 time), 12/11/08 vs. NYI**Assists:** 4 (1 time), 3/25/04 at CHI**Points:** 4 (1 time), 3/25/04 at CHI (0+4)**SOG:** 10 (1 time), 3/4/10 at NYR**PIM:** 4 (11 times), 3/14/09 vs. OTT**Hat tricks:** 1, 12/11/08 vs. NYI (3G)



CAREER STATISTICS

YEAR	TEAM	LEAGUE	REGULAR SEASON										PLAYOFFS					
			GP	G	A	PTS	PIM	+/-	PP	SH	GW	S	GP	G	A	PTS	PIM	
1996-97	Rouyn-Noranda	QMJHL	44	9	15	24	20	--	--	--	--	--	--	--	--	--	--	--
1997-98	Rouyn-Noranda	QMJHL	39	9	17	26	36	--	--	--	--	--	--	--	--	--	--	--
	Shawinigan	QMJHL	28	7	13	20	10	--	--	--	--	--	6	2	0	2	4	
1998-99	Shawinigan	QMJHL	57	30	42	72	118	--	--	--	--	--	6	1	8	9	18	
1999-00	Shawinigan	QMJHL	61	50	55	105	99	--	--	--	--	--	13	15	7	22	4	
2000-01	Minnesota	NHL	4	1	0	1	4	0	1	0	0	8	--	--	--	--	--	
	Cleveland	IHL	70	19	24	43	37	--	--	--	--	--	4	0	0	0	0	
2001-02	Minnesota	NHL	76	15	12	27	16	-10	3	2	0	154	--	--	--	--	--	
2002-03	Minnesota	NHL	80	20	28	48	44	17	6	0	4	183	16	4	4	8	8	
2003-04	Minnesota	NHL	59	11	15	26	20	5	2	0	1	127	--	--	--	--	--	
2004-05	HC Ajoie	Swiss-2	8	5	5	10	26	--	--	--	--	--	6	6	8	14	8	
2005-06	Minnesota	NHL	67	10	16	26	40	-10	4	0	2	151	--	--	--	--	--	
2006-07	Minnesota	NHL	48	10	3	13	38	-7	2	2	0	106	--	--	--	--	--	
	NY Rangers	NHL	6	1	0	1	0	-4	0	0	0	10	--	--	--	--	--	
	Atlanta	NHL	17	3	2	5	4	-6	0	0	1	40	4	1	2	3	4	
2007-08	Atlanta	NHL	62	10	5	15	24	-4	0	3	1	111	--	--	--	--	--	
	PITTSBURGH	NHL	16	2	10	12	8	4	0	0	0	30	20	2	5	7	18	
2008-09	PITTSBURGH	NHL	71	12	16	28	30	0	0	0	2	145	16	0	0	0	8	
2009-10	PITTSBURGH	NHL	81	18	20	38	16	5	0	0	5	157	13	2	6	8	4	
NHL TOTALS			587	113	127	240	244	-10	18	7	16	1224	69	9	17	26	42	
PITTSBURGH TOTALS			168	32	46	78	54	9	0	0	7	332	49	4	11	15	30	

9 PASCAL DUPUIS • LW

GAME # TEAM/ PLAYER	DATE	OPP.	G	A	P	PIM	SHIFTS	TOI	F/O WON	F/O LOST	SHOTS	B/S	Hits	+/-	REMARKS
1/1	10/2	NYR	0	0	0	2	16	11:00	0	1	4	0	2	-1	
2/2	10/3	@NYI	0	0	0	0	18	13:14	-	-	2	1	0	E	
3/3	10/7	PHX	0	0	0	0	15	11:10	-	-	1	0	0	E	
4/4	10/8	@PHI	0	0	0	0	16	09:37	0	1	0	0	0	E	
5/5	10/10	TOR	0	0	0	0	16	11:13	1	1	2	0	2	1	
6/6	10/12	@OTT	0	0	0	0	14	10:57	-	-	1	0	1	-1	
7/7	10/14	@CAR	0	1	1	0	14	12:53	-	-	0	1	1	E	
8/8	10/17	TB	1	0	1	2	12	12:39	-	-	1	2	1	1	
9/9	10/20	STL	0	0	0	0	15	13:35	-	-	1	1	0	E	
10/10	10/23	FLA	0	0	0	0	15	10:34	-	-	2	1	2	E	
11/11	10/24	NJ	0	1	1	0	15	12:19	-	-	5	1	0	E	
12/12	10/28	MON	0	0	0	0	16	12:37	-	-	1	1	0	E	
13/13	10/30	@CBJ	0	0	0	0	17	13:38	-	-	2	0	1	-1	
14/14	10/31	MIN	1	0	1	0	15	11:10	-	-	5	3	1	1	
15/15	11/3	@ANA	1	0	1	0	14	14:49	-	-	2	1	0	E	GWG
16/16	11/5	@LA	0	0	0	0	17	14:46	0	1	0	0	1	-2	
17/17	11/7	@SJ	0	0	0	0	19	15:48	0	2	1	0	0	-1	
18/18	11/10	@BOS	0	0	0	0	19	16:48	-	-	4	0	0	E	
19/19	11/12	NJ	0	0	0	0	16	14:38	-	-	2	0	3	-2	
20/20	11/14	BOS	2	0	2	0	18	12:37	-	-	4	0	1	1	100TH NHL GOAL/GWG
21/21	11/16	ANA	0	0	0	0	18	14:40	0	1	2	1	0	E	
22/22	11/19	@OTT	0	1	1	0	17	14:44	1	0	3	0	1	E	
23/23	11/21	@ATL	0	0	0	0	15	11:56	-	-	2	0	0	E	
24/24	11/23	@FLA	1	0	1	0	17	14:52	1	0	4	1	0	1	
25/25	11/25	MON	0	0	0	0	16	14:09	1	1	3	1	1	E	
26/26	11/27	@NYI	0	0	0	0	15	13:17	0	0	2	0	1	E	
27/27	11/28	NYR	1	0	1	0	15	12:27	1	0	1	1	3	1	
28/28	11/30	@NYR	0	0	0	0	18	14:17	0	1	1	1	0	-1	
29/29	12/3	COL	0	0	0	0	17	15:58	-	-	1	1	2	E	
30/30	12/5	CHI	0	0	0	0	18	13:07	-	-	3	1	3	E	
31/31	12/7	CAR	0	1	1	0	16	14:22	1	1	2	0	1	1	
32/32	12/10	@MON	1	1	2	0	19	14:19	-	-	2	1	0	2	GWG
33/33	12/12	FLA	1	0	1	0	16	13:52	1	1	3	0	0	1	
34/34	12/15	PHI	0	0	0	0	22	14:13	1	1	1	2	1	1	
35/35	12/17	@PHI	0	0	0	0	21	13:59	0	1	0	1	0	E	
36/36	12/19	@BUF	0	0	0	0	17	14:29	-	-	0	0	0	-1	
37/37	12/21	NJ	0	0	0	0	16	13:24	0	1	2	0	3	-2	
38/38	12/23	OTT	0	0	0	0	16	14:23	-	-	1	2	0	E	
39/39	12/27	TOR	0	0	0	0	19	15:51	-	-	1	0	0	-1	
40/40	12/29	@BUF	0	1	1	0	18	15:48	-	-	2	1	0	1	
41/41	12/30	@NJ	0	0	0	0	18	14:58	-	-	0	1	2	-1	
Half- Season Totals			9	6	15	4	681	13:32	8	14	76	27	34	-2	

9 PASCAL DUPUIS • LW

GAME # TEAM/ PLAYER	DATE	OPP.	G	A	P	PIM	SHIFTS	TOI	F/O WON	F/O LOST	SHOTS	B/S	Hits	+/-	REMARKS
42/42	1/2	@TB	0	0	0	0	17	15:58	-	-	2	0	0	-1	
43/43	1/3	@FLA	0	0	0	0	16	12:08	-	-	1	0	0	-1	
44/44	1/5	ATL	0	0	0	0	18	16:58	-	-	1	2	0	-1	
45/45	1/7	PHI	0	0	0	0	20	14:44	-	-	2	0	2	E	
46/46	1/9	@TOR	0	1	1	0	17	16:12	1	0	3	1	0	3	
47/47	1/11	@MIN	1	2	3	0	16	12:08	0	0	2	0	0	2	
48/48	1/13	@CGY	0	0	0	0	18	11:49	1	0	1	1	0	E	
49/49	1/14	@EDM	1	0	1	0	17	12:30	-	-	1	1	1	1	GWG
50/50	1/16	@VAN	0	0	0	2	13	08:02	-	-	0	0	1	-1	
51/51	1/19	NYI	0	1	1	0	20	15:30	-	-	1	0	2	E	
52/	1/21	WAS	-	-	-	-	-	-	-	-	-	-	-	-	INJ
53/52	1/24	@PHI	0	0	0	0	19	14:45	-	-	2	2	1	E	
54/53	1/25	@NYR	1	1	2	0	22	16:15	-	-	2	0	0	2	ENG
55/54	1/28	OTT	0	0	0	0	17	14:48	-	-	0	1	4	E	
56/55	1/31	DET	0	0	0	0	20	18:22	0	1	3	1	3	E	
57/56	2/1	BUF	0	1	1	0	18	14:52	-	-	1	2	2	3	
58/57	2/6	@MON	1	0	1	0	18	18:26	-	-	3	1	0	1	
59/58	2/7	@WAS	0	0	0	0	20	14:54	-	-	0	1	0	-1	
60/59	2/10	NYI	0	0	0	0	16	13:50	-	-	4	0	2	E	
61/60	2/12	NYR	0	0	0	0	16	12:47	-	-	1	0	1	-2	
62/61	2/14	NAS	0	0	0	2	19	14:07	1	0	0	0	1	-2	
63/62	3/2	BUF	1	0	1	0	18	12:27	-	-	3	0	0	E	
64/63	3/4	@NYR	0	0	0	0	18	13:55	0	3	10	0	7	E	
65/64	3/6	DAL	1	0	1	0	21	14:19	-	-	1	1	4	2	
66/65	3/7	BOS	1	0	1	0	20	15:27	-	-	5	0	3	1	
67/66	3/11	@CAR	0	2	2	0	23	16:18	-	-	3	2	1	1	
68/67	3/12	@NJ	0	1	1	0	19	15:39	-	-	0	1	1	-1	
69/68	3/14	@TB	1	0	1	0	18	15:16	-	-	4	0	0	1	
70/69	3/17	@NJ	0	0	0	0	20	18:28	-	-	1	1	0	-1	
71/70	3/18	@BOS	0	0	0	0	20	14:06	1	0	2	1	2	E	
72/71	3/20	CAR	0	0	0	2	20	16:26	-	-	1	1	3	E	
73/72	3/22	@DET	0	1	1	0	20	16:08	-	-	2	1	4	-1	
74/73	3/24	@WAS	0	0	0	0	20	16:15	-	-	2	0	0	E	
75/74	3/27	PHI	1	0	1	2	20	15:37	0	2	2	0	0	E	GWG
76/75	3/28	TOR	0	0	0	0	18	13:56	-	-	2	0	0	E	
77/76	3/31	TB	0	0	0	0	15	14:37	-	-	3	0	1	E	
78/77	4/3	ATL	0	0	0	0	16	14:01	-	-	3	0	0	E	
79/78	4/6	WAS	0	1	1	0	17	16:20	-	-	2	0	3	E	
80/79	4/8	NYI	0	2	2	0	18	13:57	-	-	2	0	1	2	
81/80	4/10	@ATL	0	0	0	0	20	16:09	-	-	2	0	2	-1	
82/81	4/11	@NYI	0	1	1	4	23	14:21	1	0	1	1	0	1	
Second-Half Totals			9	14	23	12	741	14:49	5	6	81	22	52	7	
Final Totals			18	20	38	16	1422	14:10	13	20	157	49	86	5	

MARK EATON • 7



Position: D
Shoots: Left
Ht: 6-2
Wt: 204
DOB: 5/6/77



Birthplace: Wilmington, DE
Acquired: Signed by Penguins as a free agent on July 3, 2006.

pittsburghpenguins.com/markeaton

2010 PLAYOFFS: Stay-at-home defenseman notched three assists in 13 games ... Reliable blueliner led team's defensemen with 2:23 shorthanded minutes ... Ranked second (tied) on club with 20 blocked shots.

2009-10: Established career highs with 13 assists and 16 points (3+13) ... Appeared in a career-high 79 games ... Ranked second on the team with 135 blocked shots ... Had a career-long three-game assist streak (Jan. 9 - 13), notching four assists ... Steady defenseman is one of the top defenders on a penalty killing unit which finished the season ranked ninth in the NHL with a 84.1 percent success rate ... Appeared in his 500th career NHL game on Jan. 19 vs. NY Islanders, picking up an assist ... Logged a season-best 27:09 minutes of ice time and was plus-3 vs. Anaheim on Nov. 16.

NHL CAREER: Steady defenseman has played in 531 games during 10-year NHL career with stops in Philadelphia, Nashville and Pittsburgh, amassing 23 goals, 55 assists, 78 points, 220 penalty minutes and a plus-19 rating ... Best known for his capable defensive play ... Posted four goals and seven points in 24 postseason games during 2009 playoffs ... Best performance came in opening round Game 6 at Philadelphia when he scored a goal and was a plus-4 to help Penguins eliminate the Flyers ... Selected by the Pittsburgh chapter of Professional Hockey Writers Association as the Penguins' nominee for the 2009 Bill Masterton Memorial Trophy, awarded to the NHL player who "best exemplifies the qualities of perseverance, sportsmanship and dedication to hockey" after his successful return following two injury-plagued seasons ... Scored first goal as a Penguin Dec. 3, 2008 at NY Rangers while playing in his 400th career game.

INTERNATIONAL: Represented U.S. at World Championships in 2001 and 2002 ... Helped Team USA win Deutschland Cup in 2004 ... Participated in 2005 U.S. Olympic Ice Hockey Orientation Camp.

COLLEGE/JUNIOR: Named CCHA Rookie of the Year in only season at University of Notre Dame in 1997-98 ... Played two years of junior hockey for Waterloo of the United States Hockey League from 1995-97 ... Was second-team USHL All-Star in 1996-97.

PERSONAL: Native of Delaware ... Was first hockey player to be named Delaware's Athlete of the Year by Delaware Sportswriters and Broadcasters Association in 2000 ... Lists Phoenix as favorite road city and the Pepsi Center as favorite road arena ... Other favorites include: vacation spot – Maui; food – pizza; band – Kenny Chesney; movie – Gladiator ... Golf is favorite sport besides hockey ... Spends the offseason in Rhode Island with his wife Dorrie and two daughters, Kylie and Adriana ... Signed through 2009-10.

CAREER VS. NHL

	GP	G	A	PTS	PIM
ANA	18	1	1	2	6
ATL	14	1	1	2	8
BOS	18	2	2	4	8
BUF	12	0	0	0	4
CGY	14	0	4	4	4
CAR	16	0	1	1	8
CHI	26	3	0	3	10
COL	18	0	5	5	6
CBJ	27	1	0	1	16
DAL	23	1	0	1	12
DET	25	2	1	3	16
EDM	14	0	5	5	10
FLA	13	1	0	1	4
LAK	17	0	2	2	10
MIN	20	1	3	4	0
MON	16	0	2	2	8
NSH	4	0	0	0	2
NJD	23	1	1	2	8
NYI	20	1	4	5	4
NYR	28	4	3	7	8
OTT	17	0	3	3	8
PHI	21	1	2	3	4
PHX	21	1	1	2	10
PIT	6	0	0	0	2
SJS	17	0	2	2	4
STL	22	0	3	3	8
TBL	15	1	1	2	2
TOR	16	0	4	4	10
VAN	14	1	3	4	8
WSH	16	0	1	1	12
Totals	531	23	55	78	220

CAREER HIGHS

Goals: 1 (23 times), 11/28/09 vs. NYR
Assists: 3 (1 time), 10/25/03 vs. COL

Points: 3 (1 time), 10/25/03 vs. COL (0+3) **PIM:** 4 (7 times), 3/20/09 vs. LA
SOG: 6 (1 time), 3/15/03 vs. STL



CAREER STATISTICS

YEAR	TEAM	LEAGUE	REGULAR SEASON										PLAYOFFS					
			GP	G	A	PTS	PIM	+/-	PP	SH	GW	S	GP	G	A	PTS	PIM	
1995-96	Waterloo	USHL	50	4	21	25	--	--	--	--	--	--	--	--	--	--	--	--
1996-97	Waterloo	USHL	50	6	32	38	62	--	--	--	--	--	--	--	--	--	--	--
1997-98	Notre Dame	CCHA	41	12	17	29	32	--	--	--	--	--	--	--	--	--	--	--
1998-99	Philadelphia	AHL	74	9	27	36	38	--	--	--	--	--	16	4	8	12	0	
1999-00	Philadelphia	NHL	27	1	1	2	8	1	0	0	1	25	7	0	0	0	0	
	Philadelphia	AHL	47	9	17	26	6	--	--	--	--	--	--	--	--	--	--	--
2000-01	Nashville	NHL	34	3	8	11	14	7	1	0	1	32	--	--	--	--	--	
	Milwaukee	AHL	34	3	12	15	27	--	--	--	--	--	--	--	--	--	--	--
2001-02	Nashville	NHL	58	3	5	8	24	-12	0	0	0	52	--	--	--	--	--	
2002-03	Nashville	NHL	50	2	7	9	22	1	0	0	0	52	--	--	--	--	--	
	Nashville	AHL	3	1	0	1	2	--	--	--	--	--	--	--	--	--	--	--
2003-04	Nashville	NHL	75	4	9	13	26	16	0	0	1	82	6	0	0	0	2	
2004-05	Grand Rapids	AHL	29	3	3	6	21	--	--	--	--	--	--	--	--	--	--	--
2005-06	Nashville	NHL	69	3	1	4	44	-2	0	0	0	28	5	0	0	0	8	
2006-07	PITTSBURGH	NHL	35	0	3	3	16	-6	0	0	0	22	5	0	0	0	0	
2007-08	PITTSBURGH	NHL	36	0	3	3	4	6	0	0	0	28	--	--	--	--	--	
2008-09	PITTSBURGH	NHL	68	4	5	9	36	3	1	0	0	34	24	4	3	7	10	
2009-10	PITTSBURGH	NHL	79	3	13	16	26	5	0	0	1	65	13	0	3	3	4	
NHL TOTALS			531	23	55	78	220	19	2	0	4	420	60	4	6	10	24	
PITTSBURGH TOTALS			218	7	24	31	82	8	1	0	1	149	42	4	6	10	14	

7 MARK EATON • D

GAME # TEAM/ PLAYER	DATE	OPP.	G	A	P	PIM	SHIFTS	TOI	F/O WON	F/O LOST	SHOTS	B/S	Hits	+/-	REMARKS	
1/1	10/2	NYR	0	0	0	0	28	20:40	-	-	2	4	0	E		
2/2	10/3	@NYI	1	0	1	2	28	19:29	-	-	2	7	1	E		
3/3	10/7	PHX	0	0	0	0	24	17:25	-	-	1	2	0	E		
4/4	10/8	@PHI	0	0	0	0	28	20:20	-	-	0	2	0	2		
5/5	10/10	TOR	0	0	0	0	27	18:14	-	-	2	0	0	E		
6/6	10/12	@OTT	0	1	1	0	24	22:11	-	-	1	0	0	3		
7/7	10/14	@CAR	0	0	0	0	26	19:06	-	-	2	2	0	-1		
8/8	10/17	TB	0	0	0	2	24	17:51	-	-	0	2	1	E		
9/9	10/20	STL	0	1	PP	1	0	26	19:25	-	-	1	1	0	1	
10/10	10/23	FLA	0	0	0	0	29	22:45	-	-	0	0	0	E		
11/11	10/24	NJ	0	0	0	0	21	16:54	-	-	0	1	0	-1		
12/12	10/28	MON	0	1	1	2	24	19:31	-	-	1	1	1	2		
13/13	10/30	@CBJ	0	0	0	0	29	21:23	-	-	0	2	0	E		
14/14	10/31	MIN	0	0	0	0	25	21:12	-	-	0	0	0	1		
15/15	11/3	@ANA	0	0	0	0	24	22:22	-	-	2	3	0	E		
16/16	11/5	@LA	0	0	0	2	23	19:31	-	-	0	2	2	-3		
17/17	11/7	@SJ	0	0	0	0	33	24:11	-	-	2	3	0	-1		
18/18	11/10	@BOS	0	0	0	0	30	22:24	-	-	1	1	2	-1		
19/19	11/12	NJ	0	0	0	2	26	20:30	-	-	1	3	0	-1		
20/20	11/14	BOS	1	0	1	0	29	22:29	-	-	1	5	2	1	100TH NHL GOAL	
21/21	11/16	ANA	0	0	0	0	28	27:09	-	-	3	0	0	3		
22/22	11/19	@OTT	0	0	0	0	29	22:35	-	-	1	3	0	-1		
23/23	11/21	@ATL	0	0	0	0	30	22:23	-	-	2	1	0	E		
24/24	11/23	@FLA	0	0	0	0	29	21:15	-	-	0	0	0	-1		
25/25	11/25	MON	0	0	0	0	24	18:55	-	-	1	2	0	E		
26/26	11/27	@NYI	0	0	0	0	27	18:48	-	-	1	0	1	-1		
27/27	11/28	NYR	1	0	1	2	27	19:13	-	-	1	0	0	3	GWG	
28/28	11/30	@NYR	0	1	1	0	26	21:34	-	-	1	2	0	2		
29/29	12/3	COL	0	0	0	0	25	21:01	-	-	0	3	0	2		
30/30	12/5	CHI	0	0	0	0	27	21:20	-	-	2	3	0	E		
31/31	12/7	CAR	0	0	0	2	27	18:12	-	-	1	1	3	E		
32/32	12/10	@MON	0	0	0	0	29	20:15	-	-	1	4	0	E		
33/33	12/12	FLA	0	0	0	0	24	19:50	-	-	1	4	0	E		
34/34	12/15	PHI	0	0	0	0	28	19:51	-	-	0	1	0	2		
35/35	12/17	@PHI	0	0	0	0	29	20:53	-	-	0	1	0	E		
36/36	12/19	@BUF	0	0	0	0	10	08:50	-	-	1	0	0	E		
37/	12/21	NJ	-	-	-	-	-	-	-	-	-	-	-	-	INJ	
38/	12/23	OTT	-	-	-	-	-	-	-	-	-	-	-	-	INJ	
39/	12/27	TOR	-	-	-	-	-	-	-	-	-	-	-	-	INJ	
40/37	12/29	@BUF	0	0	0	0	22	17:49	-	-	1	1	0	E		
41/38	12/30	@NJ	0	0	0	0	25	17:56	-	-	0	2	0	-1		
Half- Season Totals			3	4	7	14	994	20:08	0	0	36	69	13	10		

7 MARK EATON • D

GAME # TEAM/ PLAYER	DATE	OPP.	G	A	P	PIM	SHIFTS	TOI	F/O WON	F/O LOST	SHOTS	B/S	Hits	+/-	REMARKS
42/39	1/2	@TB	0	0	0	0	27	19:29	-	-	0	4	0	-1	
43/40	1/3	@FLA	0	0	0	0	23	17:40	-	-	0	1	0	E	
44/41	1/5	ATL	0	0	0	2	25	16:34	-	-	1	1	0	E	
45/42	1/7	PHI	0	0	0	0	28	22:14	-	-	0	1	0	-2	
46/43	1/9	@TOR	0	1	1	0	31	21:56	-	-	1	4	0	1	
47/44	1/11	@MIN	0	2	2	0	24	18:16	-	-	0	1	0	2	
48/45	1/13	@CGY	0	1	1	0	31	20:22	-	-	1	3	1	1	
49/46	1/14	@EDM	0	0	0	0	28	21:27	-	-	0	3	0	E	
50/47	1/16	@VAN	0	0	0	0	28	0:21:49	-	-	1	4	0	-2	
51/48	1/19	NYI	0	1	1	0	24	19:11	-	-	2	1	0	E	500TH NHL GAME
52/49	1/21	WAS	0	0	0	0	25	18:09	-	-	0	2	0	-1	
53/50	1/24	@PHI	0	0	0	0	29	22:52	-	-	1	0	0	E	
54/51	1/25	@NYR	0	0	0	0	28	20:42	-	-	0	2	0	-1	
55/52	1/28	OTT	0	0	0	0	28	20:22	-	-	5	1	0	1	
56/53	1/31	DET	0	0	0	2	30	21:20	-	-	3	0	2	-1	
57/54	2/1	BUF	0	0	0	0	29	23:31	-	-	0	2	0	2	
58/55	2/6	@MON	0	0	0	0	25	18:51	-	-	0	5	0	-3	
59/56	2/7	@WAS	0	0	0	2	28	18:44	-	-	0	2	0	1	
60/57	2/10	NYI	0	1	1	0	27	20:47	-	-	1	4	0	3	
61/58	2/12	NYR	0	0	0	0	25	21:52	-	-	1	2	0	-2	
62/59	2/14	NAS	0	0	0	0	31	19:41	-	-	2	1	2	1	
63/60	3/2	BUF	0	0	0	0	25	18:44	-	-	1	2	0	E	
64/61	3/4	@NYR	0	0	0	0	22	16:11	-	-	0	0	0	E	
65/62	3/6	DAL	0	0	0	0	25	16:59	-	-	1	0	0	-2	
66/63	3/7	BOS	0	0	0	2	28	19:19	-	-	1	0	0	E	
67/64	3/11	@CAR	0	1	1	2	24	18:16	-	-	2	0	2	2	
68/65	3/12	@NJ	0	0	0	0	21	17:15	-	-	0	1	0	-2	
69/66	3/14	@TB	0	0	0	0	24	17:44	-	-	0	0	0	E	
70/67	3/17	@NJ	0	0	0	0	23	18:19	-	-	1	0	0	-2	
71/68	3/18	@BOS	0	0	0	0	28	18:17	-	-	0	2	0	1	
72/69	3/20	CAR	0	0	0	0	27	18:28	-	-	0	0	1	E	
73/70	3/22	@DET	0	0	0	0	22	18:19	-	-	1	3	0	-2	
74/71	3/24	@WAS	0	0	0	0	26	22:27	-	-	1	1	0	E	
75/72	3/27	PHI	0	0	0	0	25	18:48	-	-	0	1	0	E	
76/73	3/28	TOR	0	0	0	2	26	19:40	-	-	0	0	0	E	
77/74	3/31	TB	0	0	0	0	23	20:16	-	-	0	0	1	E	
78/75	4/3	ATL	0	0	0	0	23	18:52	-	-	0	1	0	E	
79/76	4/6	WAS	0	0	0	0	21	14:36	-	-	0	1	1	-1	
80/77	4/8	NYI	0	1	1	0	26	20:34	-	-	0	5	1	2	
81/78	4/10	@ATL	0	0	0	0	24	18:54	-	-	1	2	2	E	
82/79	4/11	@NYI	0	1	1	0	26	17:48	-	-	1	3	1	E	
Second- Half Totals			0	9	9	12	1063	19:24	-	-	29	66	14	-5	
Final Totals			3	13	16	26	2057	19:46	-	-	65	135	27	5	

DERYK ENGELLAND • 5



Position: D
Shoots: Right
Ht: 6-2
Wt: 202
DOB: 4/3/82
Birthplace: Chetwynd, AB
Acquired: Signed by Penguins as a free agent on July 16, 2007.



pittsburghpenguins.com/derykengelland

2010 PLAYOFFS: Did not play.

2009-10: Made his NHL debut with Pittsburgh ... Played nine NHL games, recording two assists and 17 penalty minutes ... Played his first career game Nov. 10 at Boston and posted first point (assist) Nov. 16 against Anaheim; was also a plus-3 vs. Ducks ... Rugged blueliner dropped the gloves three times in his nine NHL contests ... Completed his third full season at Wilkes-Barre/Scranton, putting up 11 points (5+6), a plus-10 rating and 121 penalty minutes in 71 games ... Added an assist in four postseason games.

PRO CAREER: Turned pro in 2003-04 and has played for Lowell, Hershey and Wilkes-Barre/Scranton of the American Hockey League and Las Vegas, South Carolina and Reading of the East Coast Hockey League ... Posted 42 points (10+32), 402 penalty minutes and a plus-11 rating in 231 career games with Wilkes-Barre/Scranton ... Recorded six points (1+5) and 27 penalty minutes in 39 playoff games with WBS and helped the team earn a berth in the Calder Cup Final in 2008 ... Steady presence on the WBS blue line, appearing in 231 regular-season and 39 postseason contests in his first three seasons after signing in July, 2007 ... Played in his 100th consecutive regular-season game Nov. 26 vs. Philadelphia ... Streak was broken during a call up to Pittsburgh ... Made Wilkes-Barre/Scranton debut Oct. 3, 2007 vs. Hershey Bears, his former team ... Scored first WBS goal Nov. 21 vs. Worcester ... Minor league totals are 109 points (24+85) with 840 penalty minutes in 486 games.

COLLEGE/JUNIOR: Played five years of junior hockey with Moose Jaw of Western Hockey League.

CAREER VS. NHL

	GP	G	A	PTS	PIM
ANA	1	0	1	1	2
ATL	1	0	0	0	5
BOS	2	0	0	0	5
BUF	-	-	-	-	-
CGY	-	-	-	-	-
CAR	-	-	-	-	-
CHI	-	-	-	-	-
COL	-	-	-	-	-
CBJ	-	-	-	-	-
DAL	-	-	-	-	-
DET	-	-	-	-	-
EDM	-	-	-	-	-
FLA	1	0	1	1	0
LAK	-	-	-	-	-
MIN	-	-	-	-	-
MON	1	0	0	0	0
NSH	-	-	-	-	-
NJD	1	0	0	0	0
NYI	1	0	0	0	5
NYR	-	-	-	-	-
OTT	1	0	0	0	0
PHI	-	-	-	-	-
PHX	-	-	-	-	-
PIT	-	-	-	-	-
SJS	-	-	-	-	-
STL	-	-	-	-	-
TBL	-	-	-	-	-
TOR	-	-	-	-	-
VAN	-	-	-	-	-
WSH	-	-	-	-	-
Totals	9	0	2	2	17

CAREER HIGHS

Goals: n/a

Assists: 1 (2 times), 11/23/09 at FLA

Points: 1 (2 times), 11/23/09 at FLA (0+1)

SOG: 2 (1 time), 11/14/10 vs. BOS

PIM: 5 (3 time), 11/27/09 at NYI



CAREER STATISTICS

YEAR	TEAM	LEAGUE	REGULAR SEASON										PLAYOFFS					
			GP	G	A	PTS	PIM	+/-	PP	SH	GW	S	GP	G	A	PTS	PIM	
1998-99	Moose Jaw	WHL	2	0	0	0	0	--	--	--	--	--	--	--	--	--	--	--
1999-00	Moose Jaw	WHL	55	0	5	5	62	--	--	--	--	--	4	0	0	0	0	
2000-01	Moose Jaw	WHL	65	4	11	15	157	--	--	--	--	--	4	0	0	0	10	
2001-02	Moose Jaw	WHL	56	7	10	17	102	--	--	--	--	--	12	0	2	2	27	
2002-03	Moose Jaw	WHL	65	3	8	11	199	--	--	--	--	--	13	1	1	2	20	
2003-04	Lowell	AHL	26	0	0	0	34	--	--	--	--	--	--	--	--	--	--	
	Las Vegas	ECHL	35	2	11	13	63	--	--	--	--	--	2	0	0	0	0	
2004-05	Las Vegas	ECHL	72	5	16	21	138	--	--	--	--	--	--	--	--	--	--	
2005-06	Hershey	AHL	37	0	4	4	77	--	--	--	--	--	1	0	0	0	0	
	South Carolina	ECHL	35	3	13	16	20	--	--	--	--	--	--	--	--	--	--	
2006-07	Hershey	AHL	44	4	6	10	95	--	--	--	--	--	14	0	0	0	14	
	Reading	ECHL	6	0	3	3	8	--	--	--	--	--	--	--	--	--	--	
2007-08	Wilkes-Barre	AHL	80	2	15	17	141	10	0	0	1	99	23	1	3	4	14	
2008-09	Wilkes-Barre	AHL	80	3	11	14	143	-1	1	0	0	82	12	0	2	2	6	
2009-10	PITTSBURGH	NHL	9	0	2	2	17	-2	0	0	0	4	--	--	--	--	--	
	Wilkes-Barre	AHL	71	5	6	11	121	10	0	0	0	91	4	0	1	1	6	
PIT/NHL			9	0	2	2	17	-2	0	0	0	4	--	--	--	--	--	

5 DERYK ENGELLAND • D

GAME # TEAM/ PLAYER	DATE	OPP.	G	A	P	PIM	SHIFTS	TOI	F/O WON	F/O LOST	SHOTS	B/S	Hits	+/-	REMARKS	
1/	10/2	NYR	-	-	-	-	-	-	-	-	-	-	-	-	WBS	
2/	10/3	@NYI	-	-	-	-	-	-	-	-	-	-	-	-	WBS	
3/	10/7	PHX	-	-	-	-	-	-	-	-	-	-	-	-	WBS	
4/	10/8	@PHI	-	-	-	-	-	-	-	-	-	-	-	-	WBS	
5/	10/10	TOR	-	-	-	-	-	-	-	-	-	-	-	-	WBS	
6/	10/12	@OTT	-	-	-	-	-	-	-	-	-	-	-	-	WBS	
7/	10/14	@CAR	-	-	-	-	-	-	-	-	-	-	-	-	WBS	
8/	10/17	TB	-	-	-	-	-	-	-	-	-	-	-	-	WBS	
9/	10/20	STL	-	-	-	-	-	-	-	-	-	-	-	-	WBS	
10/	10/23	FLA	-	-	-	-	-	-	-	-	-	-	-	-	WBS	
11/	10/24	NJ	-	-	-	-	-	-	-	-	-	-	-	-	WBS	
12/	10/28	MON	-	-	-	-	-	-	-	-	-	-	-	-	WBS	
13/	10/30	@CBJ	-	-	-	-	-	-	-	-	-	-	-	-	WBS	
14/	10/31	MIN	-	-	-	-	-	-	-	-	-	-	-	-	WBS	
15/	11/3	@ANA	-	-	-	-	-	-	-	-	-	-	-	-	WBS	
16/	11/5	@LA	-	-	-	-	-	-	-	-	-	-	-	-	WBS	
17/	11/7	@SJ	-	-	-	-	-	-	-	-	-	-	-	-	DND	
18/1	11/10	@BOS	0	0	0	0	25	19:20	-	-	0	0	5	E	1ST NHL GAME	
19/2	11/12	NJ	0	0	0	0	20	16:29	-	-	0	2	2	-1		
20/3	11/14	BOS	0	0	0	5	18	13:33	-	-	2	1	3	E		
21/4	11/16	ANA	0	1	SH	1	2	25	18:33	-	-	0	0	5	3	1ST NHL POINT
22/5	11/19	@OTT	0	0	0	0	21	17:43	-	-	0	3	1	-4		
23/6	11/21	@ATL	0	0	0	5	19	13:34	-	-	1	1	2	1		
24/7	11/23	@FLA	0	1	1	0	23	15:06	-	-	1	0	2	E		
25/8	11/25	MON	0	0	0	0	20	17:48	-	-	0	1	5	E		
26/9	11/27	@NYI	0	0	0	5	18	13:09	-	-	0	5	0	-1		
27/	11/28	NYR	-	-	-	-	-	-	-	-	-	-	-	-	WBS	
28/	11/30	@NYR	-	-	-	-	-	-	-	-	-	-	-	-	WBS	
29/	12/3	COL	-	-	-	-	-	-	-	-	-	-	-	-	WBS	
30/	12/5	CHI	-	-	-	-	-	-	-	-	-	-	-	-	WBS	
31/	12/7	CAR	-	-	-	-	-	-	-	-	-	-	-	-	WBS	
32/	12/10	@MON	-	-	-	-	-	-	-	-	-	-	-	-	WBS	
33/	12/12	FLA	-	-	-	-	-	-	-	-	-	-	-	-	WBS	
34/	12/15	PHI	-	-	-	-	-	-	-	-	-	-	-	-	WBS	
35/	12/17	@PHI	-	-	-	-	-	-	-	-	-	-	-	-	WBS	
36/	12/19	@BUF	-	-	-	-	-	-	-	-	-	-	-	-	WBS	
37/	12/21	NJ	-	-	-	-	-	-	-	-	-	-	-	-	WBS	
38/	12/23	OTT	-	-	-	-	-	-	-	-	-	-	-	-	WBS	
39/	12/27	TOR	-	-	-	-	-	-	-	-	-	-	-	-	WBS	
40/	12/29	@BUF	-	-	-	-	-	-	-	-	-	-	-	-	WBS	
41/	12/30	@NJ	-	-	-	-	-	-	-	-	-	-	-	-	WBS	
Half- Season Totals			0	2	2	17	189	16:08			4	13	25	-2		

5 DERYK ENGELLAND • D

GAME # TEAM/ PLAYER	DATE	OPP.	G	A	P	PIM	SHIFTS	TOI	F/O WON	F/O LOST	SHOTS	B/S	Hits	+/-	REMARKS
42/	1/2	@TB	-	-	-	-	-	-	-	-	-	-	-	-	WBS
43/	1/3	@FLA	-	-	-	-	-	-	-	-	-	-	-	-	WBS
44/	1/5	ATL	-	-	-	-	-	-	-	-	-	-	-	-	WBS
45/	1/7	PHI	-	-	-	-	-	-	-	-	-	-	-	-	WBS
46/	1/9	@TOR	-	-	-	-	-	-	-	-	-	-	-	-	WBS
47/	1/11	@MIN	-	-	-	-	-	-	-	-	-	-	-	-	WBS
48/	1/13	@CGY	-	-	-	-	-	-	-	-	-	-	-	-	WBS
49/	1/14	@EDM	-	-	-	-	-	-	-	-	-	-	-	-	WBS
50/	1/16	@VAN	-	-	-	-	-	-	-	-	-	-	-	-	WBS
51/	1/19	NYI	-	-	-	-	-	-	-	-	-	-	-	-	WBS
52/	1/21	WAS	-	-	-	-	-	-	-	-	-	-	-	-	WBS
53/	1/24	@PHI	-	-	-	-	-	-	-	-	-	-	-	-	WBS
54/	1/25	@NYR	-	-	-	-	-	-	-	-	-	-	-	-	WBS
55/	1/28	OTT	-	-	-	-	-	-	-	-	-	-	-	-	WBS
56/	1/31	DET	-	-	-	-	-	-	-	-	-	-	-	-	WBS
57/	2/1	BUF	-	-	-	-	-	-	-	-	-	-	-	-	WBS
58/	2/6	@MON	-	-	-	-	-	-	-	-	-	-	-	-	WBS
59/	2/7	@WAS	-	-	-	-	-	-	-	-	-	-	-	-	WBS
60/	2/10	NYI	-	-	-	-	-	-	-	-	-	-	-	-	WBS
61/	2/12	NYR	-	-	-	-	-	-	-	-	-	-	-	-	WBS
62/	2/14	NAS	-	-	-	-	-	-	-	-	-	-	-	-	WBS
63/	3/2	BUF	-	-	-	-	-	-	-	-	-	-	-	-	WBS
64/	3/4	@NYR	-	-	-	-	-	-	-	-	-	-	-	-	WBS
65/	3/6	DAL	-	-	-	-	-	-	-	-	-	-	-	-	WBS
66/	3/7	BOS	-	-	-	-	-	-	-	-	-	-	-	-	WBS
67/	3/11	@CAR	-	-	-	-	-	-	-	-	-	-	-	-	WBS
68/	3/12	@NJ	-	-	-	-	-	-	-	-	-	-	-	-	WBS
69/	3/14	@TB	-	-	-	-	-	-	-	-	-	-	-	-	WBS
70/	3/17	@NJ	-	-	-	-	-	-	-	-	-	-	-	-	WBS
71/	3/18	@BOS	-	-	-	-	-	-	-	-	-	-	-	-	WBS
72/	3/20	CAR	-	-	-	-	-	-	-	-	-	-	-	-	WBS
73/	3/22	@DET	-	-	-	-	-	-	-	-	-	-	-	-	WBS
74/	3/24	@WAS	-	-	-	-	-	-	-	-	-	-	-	-	WBS
75/	3/27	PHI	-	-	-	-	-	-	-	-	-	-	-	-	WBS
76/	3/28	TOR	-	-	-	-	-	-	-	-	-	-	-	-	WBS
77/	3/31	TB	-	-	-	-	-	-	-	-	-	-	-	-	WBS
78/	4/3	ATL	-	-	-	-	-	-	-	-	-	-	-	-	WBS
79/	4/6	WAS	-	-	-	-	-	-	-	-	-	-	-	-	WBS
80/	4/8	NYI	-	-	-	-	-	-	-	-	-	-	-	-	WBS
81/	4/10	@ATL	-	-	-	-	-	-	-	-	-	-	-	-	WBS
82/	4/11	@NYI	-	-	-	-	-	-	-	-	-	-	-	-	WBS
Second- Half Totals			-	-	-	-	-	-	-	-	-	-	-	-	-
Final Totals			0	2	2	17	189	16:08	-	-	4	13	25	-2	

RUSLAN FEDOTENKO • 26

**Position:** LW**Shoots:** Left**Ht:** 6-2**Wt:** 195**DOB:** 1/18/79**Birthplace:** Kiev, Ukraine**Acquired:** Signed as a free agent on July 3, 2008.

pittsburghpenguins.com/ruslanfedotenko

2010 PLAYOFFS: Appeared in six games ... Recorded 16 hits, averaging 2.7 per game.

2009-10: Finished the season with 30 points (11+19) in 80 games, the seventh-straight season (8th overall) he has posted 30 or more points ... Has notched 10 or more goals in nine straight seasons ... Recorded his 300th career point by picking up an assist Jan. 28 vs. Ottawa ... Appeared in his 600th career game Oct. 7 vs. Phoenix ... Tied a career high with three assists Jan. 21 vs. Washington ... Has recorded 69 points (27+42) in 145 career regular-season games in two seasons with the Penguins.

NHL CAREER: Is a nine-year NHL veteran with 677 games played, 150 goals, 158 assists, 308 points, 419 penalty minutes and two Stanley Cup championships on his resume ... Clutch playoff performer posted 14 points (7+7) in 24 playoff games to finish fourth on the team in scoring while helping the Penguins win the 2009 Stanley Cup championship ... Scored a goal in three consecutive postseason games - all wins for Pittsburgh - to help Penguins turn a 0-2 series deficit to Washington into a 3-2 series lead in the conference semifinals ... Also won NHL title with Tampa Bay in 2003-04, tying for Lightning team lead in goals during postseason (12) and scoring both goals in Cup-clinching 2-1 victory over Calgary in Game 7 ... Has played 83 career playoff games, recording 31 points (20+11) ... Has scored at least 16 goals in seven of his nine NHL seasons, including career-high 26 with Tampa Bay in 2005-06 ... Has recorded at least 30 points eight times with a career-high 41 in 2005-06 ... Signed as undrafted free agent by Philadelphia Flyers in 1999 and made NHL debut Oct. 24, 2000 vs. NY Rangers.

INTERNATIONAL: Played for his native Ukraine in 2006 Olympics, scoring one goal in one game vs. Switzerland.

JUNIOR: Played one season for Sioux City in United States Hockey League in 1998-99 ... Scored 43 goals and 77 points in 55 games with the Musketeers ... Led USHL in game-winning goals (9) and finished second in goals and points.

PERSONAL: Nickname - "Fedsy" ... Lists St. Pete Times Forum as favorite road arena and Chicago as favorite road city ... Other favorites include: vacation spot - Lake Como, Italy; restaurant - Charley's Steakhouse; band - U2; movie - Gladiator; favorite sport other than hockey - golf ... He and his wife, Debbie, have three children, Kyle, Derek and Larkin ... Family resides in Wisconsin during the offseason ... Signed through 2009-10.

CAREER VS. NHL

	GP	G	A	PTS	PIM
ANA	8	2	0	2	0
ATL	46	10	14	24	45
BOS	33	8	9	17	14
BUF	33	9	14	23	30
CGY	8	2	4	6	8
CAR	43	14	7	21	20
CHI	9	2	2	4	10
COL	9	2	2	4	2
CBJ	9	2	2	4	4
DAL	9	1	3	4	4
DET	8	1	0	1	2
EDM	9	2	2	4	2
FLA	45	7	8	15	46
LAK	8	3	0	3	2
MIN	10	1	0	1	10
MON	32	5	11	16	14
NSH	8	1	1	2	0
NJD	43	7	5	12	34
NYI	36	6	10	16	22
NYR	42	6	10	16	30
OTT	33	5	5	10	16
PHI	32	13	10	23	20
PHX	10	1	4	5	0
PIT	32	8	13	21	16
SJS	10	3	0	3	8
STL	9	5	0	5	4
TBL	17	6	2	8	11
TOR	33	7	6	13	21
VAN	8	1	2	3	8
WSH	45	10	12	22	16
Totals	677	150	158	308	419

CAREER HIGHS

Goals: 2 (9 times), 2/21/09 at PHI**Assists:** 3 (3 times), 1/21/10 vs. WSH**Points:** 3 (10 times), 1/21/10 vs. WSH (0+3)**SOG:** 7 (1 time), 10/26/06 vs. CAR**PIM:** 15 (1 time), 12/27/00 at FLA



CAREER STATISTICS

YEAR	TEAM	LEAGUE	REGULAR SEASON										PLAYOFFS					
			GP	G	A	PTS	PIM	+/-	PP	SH	GW	S	GP	G	A	PTS	PIM	
1995-96	Kiev 2	EEHL	33	9	11	20	12	--	--	--	--	--	--	--	--	--	--	--
	Kiev	CIS	2	0	0	0	0	--	--	--	--	--	--	--	--	--	--	--
1996-97	TPS U18	Fin-U18	3	3	2	5	2	--	--	--	--	--	--	--	--	--	--	--
	TPS Jr.	Fin-Jr.	11	1	1	2	2	--	--	--	--	--	--	--	--	--	--	--
	Kiekko-67	Finland-2	22	4	3	7	16	--	--	--	--	--	--	--	--	--	--	--
	Kiekko Turku	Finland-3	--	--	--	--	--	--	--	--	--	--	--	3	1	0	1	2
1997-98	Melfort	SJHL	68	35	31	66	55	--	--	--	--	--	--	--	--	--	--	--
1998-99	Sioux City	USHL	55	43	34	77	139	--	--	--	--	--	--	5	5	1	6	9
1999-00	Trenton	ECHL	8	5	3	8	9	7	1	0	0	31	--	--	--	--	--	--
1999-00	Philadelphia	AHL	67	16	34	50	42	24	3	1	4	139	2	0	0	0	0	
2000-01	Philadelphia	NHL	74	16	20	36	72	8	3	0	4	119	6	0	1	1	4	
	Philadelphia	AHL	8	1	0	1	8	2	0	0	0	18	--	--	--	--	--	
2001-02	Philadelphia	NHL	78	17	9	26	43	15	0	1	3	121	5	1	0	1	2	
	Ukraine	Olympics	1	1	0	1	4	--	--	--	--	--	--	--	--	--	--	
2002-03	Tampa Bay	NHL	76	19	13	32	44	-7	6	0	6	114	11	0	1	1	2	
2003-04	Tampa Bay	NHL	77	17	22	39	30	14	0	0	3	116	22	12	2	14	14	
2004-05	Did Not Play																	
2005-06	Tampa Bay	NHL	80	26	15	41	44	-4	4	0	6	164	5	0	0	0	20	
2006-07	Tampa Bay	NHL	80	12	20	32	52	-3	2	0	1	154	4	0	0	0	4	
2007-08	NY Islanders	NHL	67	16	17	33	40	-9	8	0	2	121	--	--	--	--	--	
2008-09	PITTSBURGH	NHL	65	16	23	39	44	18	1	0	3	117	24	7	7	14	4	
2009-10	PITTSBURGH	NHL	80	11	19	30	50	-17	3	0	3	158	6	0	0	0	4	
NHL TOTALS			677	150	158	308	419	15	27	1	31	1184	83	20	11	31	54	
PITTSBURGH TOTALS			145	27	42	69	94	1	4	0	6	275	30	7	7	14	8	

26 RUSLAN FEDOTENKO • LW

GAME # TEAM/ PLAYER	DATE	OPP.	G	A	P	PIM	SHIFTS	TOI	F/O WON	F/O LOST	SHOTS	B/S	Hits	+/-	REMARKS
1/1	10/2	NYR	0	0	0	0	21	16:51	-	-	2	1	5	-1	
2/2	10/3	@NYI	1	1	2	0	19	15:02	0	1	4	1	3	2	
3/3	10/7	PHX	0	0	0	0	20	17:31	0	2	3	2	1	-1	600TH NHL GAME
4/4	10/8	@PHI	0	0	0	2	19	11:44	-	-	0	0	1	1	
5/5	10/10	TOR	0	1	PP	1	0	19	14:17	1	0	1	2	1	-1
6/6	10/12	@OTT	0	0	0	0	18	15:24	-	-	2	0	2	-1	
7/7	10/14	@CAR	0	0	0	0	21	18:28	-	-	2	0	3	2	
8/8	10/17	TB	0	1	1	2	15	13:29	-	-	1	1	2	1	
9/9	10/20	STL	1	PP	0	1	0	22	15:50	-	-	5	2	2	E
10/10	10/23	FLA	0	0	0	0	22	16:36	-	-	0	2	1	-1	
11/11	10/24	NJ	0	0	0	0	21	17:35	0	1	2	0	2	-1	
12/12	10/28	MON	0	0	0	0	16	14:06	-	-	1	0	1	E	
13/13	10/30	@CBJ	1	0	1	0	19	14:24	2	0	4	2	3	E	
14/14	10/31	MIN	0	0	0	0	18	16:04	2	0	2	0	0	-1	
15/15	11/3	@ANA	0	0	0	0	17	17:04	-	-	1	1	0	E	
16/16	11/5	@LA	0	0	0	0	21	15:59	-	-	1	1	1	-1	
17/17	11/7	@SJ	0	0	0	0	18	13:53	0	1	0	0	1	-2	
18/18	11/10	@BOS	0	0	0	0	19	19:06	-	-	1	1	0	-1	
19/19	11/12	NJ	1	0	1	0	20	19:42	-	-	6	0	2	E	
20/20	11/14	BOS	0	2	2	0	22	21:55	-	-	2	0	3	3	
21/21	11/16	ANA	0	0	0	0	15	15:28	-	-	0	0	3	-2	
22/22	11/19	@OTT	0	0	0	0	17	15:00	-	-	1	0	2	E	
23/23	11/21	@ATL	0	0	0	0	19	15:33	-	-	1	2	0	1	
24/24	11/23	@FLA	0	0	0	0	19	18:52	-	-	2	0	2	-1	
25/25	11/25	MON	0	0	0	0	14	14:08	-	-	1	0	4	E	
26/26	11/27	@NYI	0	0	0	0	17	16:19	-	-	1	1	2	E	
27/27	11/28	NYR	0	1	PP	1	0	13:07	-	-	1	0	1	E	
28/28	11/30	@NYR	0	0	0	0	16	12:17	1	0	0	0	3	-1	
29/29	12/3	COL	0	0	0	0	18	17:33	-	-	4	0	2	E	
30/30	12/5	CHI	0	0	0	0	21	16:26	-	-	4	2	3	-1	
31/31	12/7	CAR	0	0	0	0	14	10:26	-	-	2	1	1	-1	
32/32	12/10	@MON	0	0	0	2	21	16:04	-	-	4	0	1	E	
33/33	12/12	FLA	1	0	1	0	15	13:46	0	1	2	0	2	2	
34/34	12/15	PHI	1	1	PP	2	4	12:53	1	0	3	1	0	1	
35/35	12/17	@PHI	0	0	0	0	17	12:32	-	-	1	1	3	E	
36/36	12/19	@BUF	0	0	0	0	15	11:22	-	-	2	0	0	-1	
37/37	12/21	NJ	0	0	0	0	19	16:04	-	-	2	0	3	-1	
38/38	12/23	OTT	1	0	1	4	14	12:03	0	1	2	2	0	1	GWG
39/39	12/27	TOR	0	0	0	0	17	14:56	-	-	1	0	2	-1	
40/	12/29	@BUF	-	-	-	-	-	-	-	-	-	-	-	-	DND
41/40	12/30	@NJ	0	0	0	0	16	14:32	1	0	3	0	2	E	
Half- Season Totals			7	7	14	14	725	15:22	8	7	77	26	70	-6	

26 RUSLAN FEDOTENKO • LW

GAME # TEAM/ PLAYER	DATE	OPP.	G	A	P	PIM	SHIFTS	TOI	F/O WON	F/O LOST	SHOTS	B/S	Hits	+/-	REMARKS	
42/41	1/2	@TB	0	0	0	0	15	11:08	-	-	0	0	1	E		
43/42	1/3	@FLA	0	0	0	0	18	14:00	0	1	6	0	4	-1		
44/43	1/5	ATL	1	PP	1	2	0	18	14:38	0	1	5	0	1	1	GWG
45/	1/7	PHI	-	-	-	-	-	-	-	-	-	-	-	-	-	DND
46/44	1/9	@TOR	0	0	0	2	17	13:11	-	-	3	1	1	E		
47/45	1/11	@MIN	0	0	0	0	20	16:23	0	1	0	0	3	-2		
48/46	1/13	@CGY	0	0	0	0	17	15:29	-	-	2	2	2	E		
49/47	1/14	@EDM	0	0	0	0	19	14:47	-	-	3	1	0	E		
50/48	1/16	@VAN	0	1	1	0	17	13:00	-	-	0	0	2	E		
51/49	1/19	NYI	0	0	0	0	18	13:23	1	0	0	2	1	-1		
52/50	1/21	WAS	0	3	3	0	22	17:10	0	1	4	0	2	1		
53/51	1/24	@PHI	0	1	PP	1	0	18	14:35	0	1	2	1	0	E	
54/52	1/25	@NYR	0	0	0	0	20	17:12	0	1	0	1	1	E		
55/53	1/28	OTT	0	1	1	0	17	14:36	1	2	3	0	1	E	300TH NHL POINT	
56/54	1/31	DET	0	0	0	0	20	17:14	0	1	3	1	1	-1		
57/55	2/1	BUF	0	0	0	2	17	12:30	-	-	3	0	0	-1		
58/56	2/6	@MON	0	0	0	0	16	12:15	-	-	0	1	4	-2		
59/57	2/7	@WAS	0	0	0	0	18	13:17	-	-	3	0	3	-1		
60/58	2/10	NYI	0	0	0	0	14	11:12	0	1	1	0	2	E		
61/59	2/12	NYR	0	0	0	0	14	11:24	-	-	0	1	1	-2		
62/60	2/14	NAS	0	0	0	0	14	11:59	-	-	0	0	0	-1		
63/61	3/2	BUF	1	1	2	2	16	11:46	-	-	1	0	0	1	GWG	
64/62	3/4	@NYR	0	1	1	0	19	14:52	-	-	2	0	3	1		
65/63	3/6	DAL	0	0	0	2	18	13:55	-	-	2	2	2	-2		
66/64	3/7	BOS	0	0	0	4	19	15:50	-	-	2	1	4	E		
67/65	3/11	@CAR	0	0	0	0	20	15:19	-	-	3	0	3	-1		
68/66	3/12	@NJ	0	0	0	12	14	12:02	-	-	4	1	2	-1		
69/67	3/14	@TB	0	0	0	2	15	14:22	-	-	3	0	1	E		
70/68	3/17	@NJ	1	0	1	0	14	11:06	-	-	4	0	0	-1		
71/69	3/18	@BOS	0	1	1	0	18	13:20	-	-	1	1	1	2		
72/70	3/20	CAR	0	1	1	0	18	14:36	0	1	4	1	2	-1		
73/71	3/22	@DET	0	0	0	2	18	13:56	-	-	3	0	0	E		
74/72	3/24	@WAS	0	0	0	0	20	16:34	-	-	1	2	5	E		
75/73	3/27	PHI	1	PP	1	2	0	16	11:24	-	-	3	0	1	2	
76/74	3/28	TOR	0	0	0	2	20	16:22	-	-	1	1	2	1		
77/75	3/31	TB	0	0	0	0	10	11:25	-	-	0	0	1	E		
78/76	4/3	ATL	0	0	0	2	16	12:05	-	-	1	0	0	E		
79/77	4/6	WAS	0	0	0	0	22	17:26	-	-	3	0	4	E		
80/78	4/8	NYI	0	0	0	2	18	12:29	-	-	3	0	0	-1		
81/79	4/10	@ATL	0	0	0	2	15	12:55	-	-	2	0	1	E		
82/80	4/11	@NYI	0	0	0	0	21	16:38	-	-	0	0	0	-1		
Second- Half Totals			4	12	16	36	696	13:57	2	11	81	20	62	-11		
Final Totals			11	19	30	50	1421	14:39	10	18	158	46	132	-17		

MARC-ANDRE FLEURY • 29

**Position:** G**Catches:** Left**Ht:** 6-2**Wt:** 180**DOB:** 11/28/84**Birthplace:** Sorel, PQ**Acquired:** Drafted by Penguins in the first round (1st overall) in the 2003 Entry Draft.

pittsburghpenguins.com/marcandrefleury

2010 PLAYOFFS: Has won nine of his last 11 playoff series after posting a 7-6 record, 2.78 goals-against average and .891 save percentage ... His .613 postseason winning percentage (38-24) is the best mark in franchise history (minimum 10 games played) ... Made 18 saves in Game 3 in Montreal (hometown) in conference semifinals to record fourth career postseason shutout (May 4) ... Stopped 32 of 33 shots in Game 5 against Canadiens (May 8) ... Made 40 saves in Game 5 triple-overtime contest against Ottawa.

2009-10: Posted a 37-21-6 record with a 2.65 goals-against average and .905 save percentage in 67 games ... His 37 victories ranked eighth (tied) in the NHL and are the third-most in club history in a single season (43, Tom Barrasso, 1992-93; 40, Fleury, 2006-07) ... His 67 games played tied a franchise record and career high (67, Fleury, 2006-07) ... Has recorded at least 35 wins in three seasons ... Set a career-best eight-game winning streak (Oct. 2 to 20) after starting the season with a perfect 8-0 mark ... Stopped 17 shots March 18 at Boston to post his 16th career shutout ... Was named second star for NHL's "Three Stars" for week ending Dec. 20 after posting a 3-0 record, 1.26 goals-against average and .957 save percentage ... Played his 300th career game April 6 vs. Washington.

NHL CAREER: Quick, agile and athletic goaltender places second on the Penguins' all-time wins list with 148 and shutouts with 16 ... Boasts a career record of 148-106-2-30 in 302 games with a 2.82 goals-against average and .906 save percentage ... Has recorded 35 wins in three of the last four seasons (only time he didn't was when he played in only 35 games due to a high ankle sprain in 2007-08) ... Former No. 1-overall pick (2003) backstopped the Penguins to a Stanley Cup championship in 2009 after posting a 16-8 record, 2.61 goals-against average and .908 save percentage in 24 postseason games ... Came up with critical saves throughout postseason, including stopping Alex Ovechkin on a breakaway shot early in conference semifinals Game 7 in Washington, a Dan Cleary breakaway shot in Game 6 of the Stanley Cup Final and blanking future Hall of Famer Nicklas Lidstrom with one second left in Game 7 to preserve the Stanley Cup clinching victory ... Pressure netminder has won last five series clinching games on the road ... Clutch performer is 6-2 in playoff overtimes ... Notched a 35-18-7 record with a 2.67 goals-against average, .912 save percentage and four shutouts in the 2008-09 regular season ... His 35 wins ranked sixth in the NHL and are the fourth highest single-season total in Penguins' history ... Started 29 of team's final 31 regular-season games, including 19 consecutive (Feb. 3 - March 14), going 19-6-4 to help team earn a postseason berth ... Notched his 100th career victory March 1, 2009 at Dallas ... Set a new career single-game high with 47 saves Oct. 11, 2008 vs. New Jersey ... In 2008 playoffs, led all goaltenders in save percentage (.933), tied for first in wins (14) and finished second in GAA (1.97) ... Posted three playoff shutouts, included clinching game against Philadelphia in Eastern Conference Finals (6-0) ... Stopped 55 of 58 shots in triple-overtime victory over Red Wings in Game 5 of Stanley Cup Final at Detroit ... His 40 wins are the second-highest single-season total in Penguins' history, behind only Tom Barrasso's 43 in 1992-93 ... Holds club goaltending record for most games played in a single season (67 in 2009-10 and 2006-07) ... Made NHL debut in 2003-04 as 18-year-old playing for last-place team ... In first NHL game Oct. 10, 2003 vs. Los Angeles, he stopped 46 of 48 shots, including a penalty shot, in 3-0 loss ... Was NHL Rookie of the Month in October, 2003.

CAREER VS. NHL

	GP	MP	GA	GAA	REC
ANA	4	240	10	2.5	4-0-0
ATL	13	777	29	2.24	9-4-0
BOS	11	647	24	2.23	5-3-2
BUF	11	673	34	3.02	6-3-2
CGY	4	184	4	1.30	2-1-0
CAR	11	571	25	2.63	3-4-3
CHI	5	309	14	2.72	3-1-1
COL	4	196	10	3.05	2-1-0
CBJ	4	224	9	2.41	2-0-1
DAL	4	245	8	1.96	4-0-0
DET	7	426	21	2.96	3-4-0
EDM	5	299	15	3.01	3-2-0
FLA	10	513	30	3.51	4-6-0
LAK	4	242	11	2.73	2-2-0
MIN	4	196	13	3.96	0-4-0
MON	17	969	56	3.46	9-6-1
NSH	4	221	9	2.45	1-2-1
NJD	27	1535	72	2.81	8-15-4
NYI	18	1101	48	2.62	11-4-3
NYR	31	1819	83	2.74	16-8-6
OTT	15	791	51	3.86	5-7-1
PHI	28	1598	71	2.67	19-6-0
PHX	2	120	4	2	1-1-0
PIT	-	-	-	-	-
SJS	3	146	7	2.88	1-2-0
STL	4	205	9	2.63	2-2-0
TBL	19	1077	44	2.45	7-7-3
TOR	17	934	47	3.02	8-6-2
VAN	2	119	8	4.03	0-2-0
WSH	14	794	42	3.17	8-3-2
Totals	302	17165	808	2.82	148-106-32

CAREER HIGHS

Shots faced: 51, 1/28/06 at NYR**Saves:** 47, 10/11/08 vs NJ**Shutouts:** 16, last 3/18/10 at Bos**Win streak:** 8,
10/2/09-10/20/09**Shutout streak:** 136:33,
10/20/07-10/25/07



INTERNATIONAL: Earned a gold medal with Team Canada at the 2010 Olympic Games in Vancouver ... Played for Team Canada at World Junior Championships in 2003 and 2004, earning two silver medals ... Was 4-1 with 1.57 GAA in 2003 and 4-1 with 1.81 GAA in 2004 ... World Junior Team Canada teammates included Sidney Crosby and Max Talbot.

JUNIOR: Played three full seasons for Cape Breton of the Quebec Major Junior Hockey League from 2000-03 and part of a fourth year after making pro debut in 2003-04 ... Best statistical season was 2001-02 when he went 26-14-9 with 2.78 GAA ... In 10-game stint in 2003-04 went 8-1-1 with 1.98 GAA.

PERSONAL: Nickname "Flower" ... Lists Martin Brodeur and Patrick Roy as hockey idols ... Montreal is favorite road city and Madison Square Garden is his favorite road arena ... Other favorites: food – French pancakes and poutine; restaurant – Ruth's Chris Steakhouse; vacation spot – St. Maarten; band – Nickelback; ... Lists tennis as favorite sport other than hockey ... Would like to meet Will Ferrell for a good laugh ... Signed through 2014-15.

CAREER STATISTICS

YEAR	TEAM	LEAGUE	REGULAR SEASON								PLAYOFFS					
			GP	W	L	T	MIN	GA	SO	GAA	GP	W-L	MIN	GA	SO	GAA
1999-00	Char-Lem.	QAAA	15	4	9	0	780	36	1	2.77	--	--	--	--	--	--
2000-01	Cape Breton	QMJHL	35	12	13	2	1,705	115	0	4.05	2	0-1	32	4	0	7.50
2001-02	Cape Breton	QMJHL	55	26	14	8	3,043	141	2	2.78	16	9-7	1,003	55	0	3.29
2002-03	Cape Breton	QMJHL	51	17	24	6	2,889	162	2	3.36	4	0-4	228	17	0	4.47
	Canada	WJC	5	4	1	0	267	7	1	1.57	--	--	--	--	--	--
2003-04	PITTSBURGH	NHL	21	4	14	2	1,154	70	1	3.64	--	--	--	--	--	--
	Canada	WJC	5	4	1	0	199	0	1	1.81	--	--	--	--	--	--
	Cape Breton	QMJHL	10	8	1	1	606	20	0	1.98	4	1-3	251	13	0	3.10
	Wilkes-Barre	AHL	--	--	--	--	--	--	--	--	2	0-1	92	6	0	3.90
2004-05	Wilkes-Barre	AHL	54	26	19	4	3,029	127	5	2.52	4	0-2	151	11	0	4.36
2005-06	PITTSBURGH	NHL	50	13	27	6	2,809	152	1	3.25	--	--	--	--	--	--
	Wilkes-Barre	AHL	12	10	2	0	727	19	0	1.57	5	2-3	311	18	0	3.48
2006-07	PITTSBURGH	NHL	67	40	16	9	3,905	184	5	2.83	5	1-4	287	18	0	3.76
2007-08	PITTSBURGH	NHL	35	19	10	2	1,858	72	4	2.33	20	14-6	1,251	41	3	1.97
	Wilkes-Barre	AHL	5	3	2	0	297	7	0	1.42	--	--	--	--	--	--
2008-09	PITTSBURGH	NHL	62	35	18	7	3,640	162	4	2.67	24	16-8	1,447	63	0	2.61
2009-10	PITTSBURGH	NHL	67	37	21	6	3,798	168	1	2.65	13	7-6	798	37	1	2.78
	Canada	Olympics	--	--	--	--	--	--	--	--	--	--	--	--	--	--
PIT/NHL TOTALS			302	148	106	32	17,165	808	16	2.82	62	38-24	1785	159	4	2.52

29 MARC-ANDRE FLEURY • G

GAME # TEAM/ PLAYER	DATE	OPP.	DECISION	GOALS AGAINST	SHOTS FACED	SAVES MADE	MINUTES	SAVE %	GAA	SHOOTOUT			REMARKS
										G	ATT	%	
1/1	10/2	NYR	W	2	27	25	60	.926	2.00	-	-		
2/2	10/3	@NYI	W	3	28	25	65	.893	2.78	0	2	100	
3/	10/7	PHX	-	-	-	-	-	-	-	-	-	-	DNP
4/3	10/8	@PHI	W	4	34	30	60	.882	4.00	-	-		
5/4	10/10	TOR	W	2	20	18	60	.900	2.00	-	-		
6/5	10/12	@OTT	W	1	31	30	60	.968	1.00	-	-		
7/6	10/14	@CAR	W	2	29	27	65	.931	1.85	1	6	84	
8/7	10/17	TB	W	1	23	22	60	.957	1.00	-	-	-	
9/8	10/20	STL	W	1	23	22	60	.957	1.00	-	-	-	CAREER HIGH 8 STRAIGHT WINS
10/	10/23	FLA	-	-	-	-	-	-	-	-	-	-	DNP
11/9	10/24	NJ	L	4	26	22	60	.846	4.01	-	-	-	
12/10	10/28	MON	W	1	24	23	60	.958	1.00	-	-	-	
13/	10/30	@CBJ	-	-	-	-	-	-	-	-	-	-	DNP
14/11	10/31	MIN	L	2	15	13	59	.867	2.05	-	-	-	
15/12	11/3	@ANA	W	3	29	26	60	.897	3.01	-	-	-	
16/13	11/5	@LA	L	5	32	27	60	.844	5.02	-	-	-	
17/14	11/7	@SJ	L	3	14	11	22	.786	8.30	-	-	-	
18/15	11/10	@BOS	L	2	28	26	59	.929	2.03	-	-	-	
19/16	11/12	NJ	L	3	24	21	59	.875	3.06	-	-	-	
20/	11/14	BOS	-	-	-	-	-	-	-	-	-	-	DNP
21/17	11/16	ANA	W	2	25	23	60	.920	2.00	-	-	-	
22/18	11/19	@OTT	L	5	24	19	47	.792	6.36	-	-	-	
23/19	11/21	@ATL	W	2	33	31	60	.939	2.00	-	-	-	
24/20	11/23	@FLA	W	2	21	19	63	.905	1.90	-	-	-	
25/21	11/25	MON	W	1	19	18	60	.947	1.00	-	-	-	
26/	11/27	@NYI	-	-	-	-	-	-	-	-	-	-	DNP
27/22	11/28	NYR	W	3	25	22	60	.880	3.00	-	-	-	
28/23	11/30	@NYR	W	2	31	29	60	.935	2.00	-	-	-	
29/24	12/3	COL	W	1	16	15	60	.938	1.01	-	-	-	
30/25	12/5	CHI	L(OT)	2	31	29	63	.935	1.92	-	-	-	
31/26	12/7	CAR	L	3	21	18	58	.857	3.08	-	-	-	
32/27	12/10	@MON	W	2	21	19	60	.905	2.01	-	-	-	
33/	12/12	FLA	-	-	-	-	-	-	-	-	-	-	
34/28	12/15	PHI	W	1	27	26	60	.963	1.00	-	-	-	
35/29	12/17	@PHI	W	2	33	31	65	.939	1.85	-	-	-	
36/30	12/19	@BUF	W	1	32	31	65	.969	0.93	-	-	-	
37/31	12/21	NJ	L	4	16	12	31	.750	7.87	-	-	-	
38/32	12/23	OTT	W	2	47	45	60	.957	2.01	-	-	-	
39/33	12/27	TOR	L	4	27	23	59	.852	4.07	-	-	-	
40/34	12/29	@BUF	L	4	24	20	59	.833	4.10	-	-	-	
41/	12/30	@NJ	-	-	-	-	-	-	-	-	-	-	
Totals			22-11-1	82	880	798	1979	.906	2.48	1	8	87.5	

29 MARC-ANDRE FLEURY • G

GAME # TEAM/ PLAYER	DATE	OPP.	DECISION	GOALS AGAINST	SHOTS FACED	SAVES MADE	MINUTES	SAVE %	GAA	SHOOTOUT			REMARKS
										G	ATT	%	
42/35	1/2	@TB	L	3	37	34	60	.919	3.00				
43/36	1/3	@FLA	L	5	34	29	58	.853	5.15				
44/	1/5	ATL	-	-	-	-	-	-	-	-	-	-	DNP
45/37	1/7	PHI	-	4	15	11	22	.733	11.06	-	-	-	
46/38	1/9	@TOR	W	1	43	42	60	.977	1.00	-	-	-	
47/39	1/11	@MIN	L	4	24	20	59	.833	4.06	-	-	-	
48/40	1/13	@CGY	W	1	38	37	60	.974	1.00	-	-	-	
49/41	1/14	@EDM	W	2	35	33	60	.943	2.00	-	-	-	
50/	1/16	@VAN	-	-	-	-	-	-	-	-	-	-	INJ
51/	1/19	NYI	-	-	-	-	-	-	-	-	-	-	INJ
52/	1/21	WAS	-	-	-	-	-	-	-	-	-	-	INJ
53/	1/24	@PHI	-	-	-	-	-	-	-	-	-	-	INJ
54/42	1/25	@NYR	W	2	30	28	60	.933	2.00	-	-	-	
55/43	1/28	OTT	L	3	27	24	60	.889	3.02	-	-	-	
56/44	1/31	DET	W	1	24	23	65	.958	0.92	0	2	100	
57/45	2/1	BUF	W	4	34	30	60	.882	4.00	-	-	-	
58/46	2/6	@MON	L	4	28	24	47	.857	5.08	-	-	-	
59/47	2/7	@WAS	L (OT)	5	34	29	63	.853	4.78	-	-	-	
60/48	2/10	NYI	W	1	38	37	60	.974	1.00	-	-	-	
61/49	2/12	NYR	L (OT)	1	17	16	25	.941	2.40	-	-	-	
62/50	2/14	NAS	L (SO)	3	26	23	64	.885	2.82	2	2	0	
63/	3/2	BUF	-	-	-	-	-	-	-	-	-	-	DNP
64/51	3/4	@NYR	-	4	12	8	33	.667	7.31	-	-	-	
65/52	3/6	DAL	W	3	30	27	60	.900	3.01	-	-	-	
66/53	3/7	BOS	W	1	22	21	60	.955	1.00	-	-	-	
67/	3/11	@CAR	-	-	-	-	-	-	-	-	-	-	DNP
68/54	3/12	@NJ	L	3	32	29	59	.906	3.08	-	-	-	
69/55	3/14	@TB	W	1	22	21	60	.955	1.00	-	-	-	
70/56	3/17	@NJ	L	4	13	9	30	.692	7.93	-	-	-	2ND PLACE FOR GMS PLAYED
71/57	3/18	@BOS	W	0	17	17	60	1.000	0.00	-	-	-	1ST SHUTOUT OF SEASON
72/58	3/20	CAR	L (OT)	3	29	26	65	.897	2.77	-	-	-	
73/59	3/22	@DET	L	3	33	30	59	.909	3.03	-	-	-	
74/60	3/24	@WAS	L (SO)	3	32	29	65	.906	2.77	3	4	25	
75/61	3/27	PHI	W	1	27	26	59	.963	1.01	-	-	-	
76/62	3/28	TOR	W (SO)	4	29	25	65	.862	3.70	0	2	100	
77/63	3/31	TB	L	2	17	15	58	.882	2.05	-	-	-	
78/64	4/3	ATL	W	3	24	21	62	.875	2.88	-	-	-	
79/65	4/6	WAS	-	3	12	9	26	.750	6.87	-	-	-	300TH NHL GAME
80/66	4/8	NYI	W	3	35	32	57	.914	3.18	-	-	-	
81/67	4/10	@ATL	L	1	22	21	60	0.955	1.01	-	-	-	
82/	4/11	@NYI	-	-	-	-	-	-	-	-	-	-	DNP
Season Totals			37-21-6	168	1772	1604	1821	.905	2.65	6	18	70	

ERIC GODARD • 28

**Position:** RW**Shoots:** Right**Ht:** 6-4**Wt:** 214**DOB:** 3/7/80**Birthplace:** Vernon, BC**Acquired:** Signed as a free agent on July 1, 2008.

pittsburghpenguins.com/ericgodard

2010 PLAYOFFS: Did not play.

2009-10: Physical winger collected three points (1+2) and 76 penalty minutes in 45 games ... Missed 16 games (Jan. 28 - Mar. 17) with a groin injury ... Appeared in his 300th NHL game Dec. 10 at Montreal ... Tied a career high with four shots on goal Dec. 10 at Montreal.

NHL CAREER: Rugged winger compiled 728 penalty minutes in 316 career NHL games with NY Islanders, Calgary and Pittsburgh ... Collected four points (2+2) and 171 penalty minutes in his first season with Pittsburgh in 2008-09 ... Voted by his teammates as the "Player's Player" Award winner as the player that best exemplifies leadership and dedication to teamwork following the 2008-09 season ... Named the team's Edward J. DeBartolo "Community Service" Award winner for his exceptional effort and time committed to community and charity projects ... Played career-high 74 games with Calgary Flames in 2007-08 and registered career-high 171 penalty minutes (since tied) ... Also appeared in five playoff games with Flames ... Made NHL debut with NY Islanders vs. Philadelphia on Oct. 17, 2002 ... Recorded first NHL point with an assist Nov. 20, 2003 vs. Tampa Bay ... Scored first NHL goal Dec. 19, 2005 vs. Toronto.

JUNIOR: Played three seasons for Lethbridge of Western Hockey League from 1997-00, tallying 15 points (5+10) with 549 penalty minutes in 133 games ... Led WHL in penalty minutes with 310 in 1999-00.

PERSONAL: Nickname - "Godsy" ... Lists General Motors Place as favorite road arena and Nashville as favorite city to visit on the road ... Other favorites include: food – fried peanut butter and banana sandwiches; movie – Touching the Void and The Union; vacation spot – St. Lucia ... Signed through 2010-11.

CAREER VS. NHL

	GP	G	A	PTS	PIM
ANA	8	0	0	0	19
ATL	16	0	0	0	60
BOS	10	0	0	0	17
BUF	15	0	0	0	25
CGY	4	0	0	0	12
CAR	8	1	1	2	11
CHI	8	0	0	0	2
COL	14	0	1	1	53
CBJ	10	0	0	0	43
DAL	6	0	0	0	0
DET	7	0	0	0	2
EDM	14	0	1	1	46
FLA	9	0	0	0	28
LAK	6	0	0	0	2
MIN	13	0	0	0	36
MON	11	0	0	0	14
NSH	8	1	0	1	5
NJD	13	0	0	0	22
NYI	10	1	2	3	14
NYR	21	0	0	0	51
OTT	11	1	0	1	33
PHI	21	1	2	3	63
PHX	5	0	0	0	0
PIT	7	0	0	0	5
SJS	7	0	0	0	34
STL	8	0	1	1	10
TBL	14	0	1	1	29
TOR	13	1	0	1	59
VAN	10	0	0	0	24
WSH	9	0	0	0	9
Totals	316	6	9	15	728

CAREER HIGHS

Goals: 1 (6 times), 4/11/10 at NYI**Assists:** 1 (9 times), 12/15/09 vs. PHI**Points:** 1 (15 times), 4/11/10 at NYI (1+0)**SOG:** 4 (2 times), 12/10/09 at MON**PIM:** 27 (2 times), 2/4/08 at EDM



CAREER STATISTICS

YEAR	TEAM	LEAGUE	REGULAR SEASON										PLAYOFFS				
			GP	G	A	PTS	PIM	+/-	PP	SH	GW	S	GP	G	A	PTS	PIM
1997-98	Lethbridge	WHL	7	0	0	0	26	--	--	--	--	--	2	0	0	0	0
1998-99	Lethbridge	WHL	66	2	5	7	213	--	--	--	--	--	4	0	0	0	14
1999-00	Lethbridge	WHL	60	3	5	8	310	-15	1	0	0	--	--	--	--	--	
1999-00	Louisville	AHL	4	0	1	1	2	16	0	0	0	1	--	--	--	--	
2000-01	Louisville	AHL	45	0	0	0	132	-8	0	0	0	5	--	--	--	--	
2001-02	Bridgeport	AHL	67	1	4	5	198	1	0	0	1	--	20	0	4	4	30
2002-03	NY Islanders	NHL	19	0	0	0	48	-3	0	0	0	6	2	0	1	1	4
2002-03	Bridgeport	AHL	46	2	2	4	199	-10	2	0	1	37	6	0	0	0	16
2003-04	NY Islanders	NHL	31	0	1	1	97	-2	0	0	0	5	--	--	--	--	
2003-04	Bridgeport	AHL	7	0	0	0	13	-2	0	0	0	--	--	--	--		
2004-05	Bridgeport	AHL	75	7	11	18	295	-10	2	0	0	--	--	--	--		
2005-06	NY Islanders	NHL	57	2	2	4	115	-2	0	0	0	17	--	--	--		
2006-07	Calgary	NHL	19	0	1	1	50	0	0	0	0	3	--	--	--		
2006-07	Omaha	AHL	36	5	4	9	94	-2	0	1	2	--	--	--			
2007-08	Calgary	NHL	74	1	1	2	171	-8	0	0	1	14	5	0	0	0	2
2008-09	PITTSBURGH	NHL	71	2	2	4	171	-3	0	0	0	20	--	--	--		
2009-10	PITTSBURGH	NHL	45	1	2	3	76	2	0	0	0	17	--	--	--		
NHL TOTALS			316	6	9	15	728	-16	0	0	1	82	7	0	1	1	6
PITTSBURGH TOTALS			116	3	4	7	247	-1	0	0	0	37	--	--	--	--	--


28 ERIC GODARD • RW

GAME # TEAM/ PLAYER	DATE	OPP.	G	A	P	PIM	SHIFTS	TOI	F/O WON	F/O LOST	SHOTS	B/S	Hits	+/-	REMARKS
1/1	10/2	NYR	0	0	0	5	5	03:09	-	-	1	0	1	E	
2/2	10/3	@NYI	0	0	0	0	8	04:35	-	-	0	0	0	E	
3/	10/7	PHX	-	-	-	-	-	-	-	-	-	-	-	-	DND
4/3	10/8	@PHI	0	0	0	0	5	01:59	-	-	0	1	0	E	
5/4	10/10	TOR	0	0	0	5	8	07:11	-	-	0	1	0	E	
6/5	10/12	@OTT	0	0	0	0	6	04:12	-	-	1	0	0	E	
7/	10/14	@CAR	-	-	-	-	-	-	-	-	-	-	-	-	DND
8/6	10/17	TB	0	0	0	0	6	04:17	-	-	0	1	3	1	
9/7	10/20	STL	0	0	0	0	9	07:44	-	-	1	0	1	1	
10/	10/23	FLA	-	-	-	-	-	-	-	-	-	-	-	-	DND
11/8	10/24	NJ	0	0	0	0	6	04:22	-	-	0	0	1	E	
12/9	10/28	MON	0	0	0	0	9	07:26	-	-	1	1	0	E	
13/10	10/30	@CBJ	0	0	0	0	2	01:56	-	-	0	0	1	E	
14/11	10/31	MIN	0	0	0	0	5	03:23	-	-	0	0	0	E	
15/12	11/3	@ANA	0	0	0	0	5	03:30	-	-	1	0	1	E	
16/13	11/5	@LA	0	0	0	0	6	04:11	-	-	0	0	1	E	
17/14	11/7	@SJ	0	0	0	7	9	06:34	-	-	0	0	2	E	
18/15	11/10	@BOS	0	0	0	0	9	05:36	1	0	0	0	0	E	
19/16	11/12	NJ	0	0	0	0	4	03:26	-	-	0	0	1	E	
20/17	11/14	BOS	0	0	0	0	4	04:00	-	-	1	0	1	-1	
21/18	11/16	ANA	0	0	0	2	8	05:56	-	-	0	0	1	E	
22/19	11/19	@OTT	0	0	0	7	7	05:04	-	-	1	0	1	-1	
23/20	11/21	@ATL	0	0	0	0	8	05:41	-	-	0	0	1	E	
24/21	11/23	@FLA	0	0	0	0	2	01:28	-	-	0	0	0	E	
25/22	11/25	MON	0	0	0	0	11	09:45	-	-	4	0	4	1	
26/23	11/27	@NYI	0	1	1	0	7	05:46	-	-	0	0	0	E	
27/24	11/28	NYR	0	0	0	0	9	07:22	-	-	0	0	1	1	
28/25	11/30	@NYR	0	0	0	0	8	05:27	-	-	0	0	1	E	
29/26	12/3	COL	0	0	0	2	8	04:03	-	-	0	0	2	E	
30/27	12/5	CHI	0	0	0	0	5	03:02	-	-	1	0	0	E	
31/28	12/7	CAR	0	0	0	0	4	02:28	-	-	1	0	0	E	
32/29	12/10	@MON	0	0	0	0	6	04:01	-	-	0	0	1	E	300TH NHL GAME
33/	12/12	FLA	-	-	-	-	-	-	-	-	-	-	-	-	DND
34/30	12/15	PHI	0	1	1	7	9	07:27	-	-	0	0	0	1	
35/31	12/17	@PHI	0	0	0	0	7	03:03	-	-	0	0	1	E	
36/	12/19	@BUF	-	-	-	-	-	-	-	-	-	-	-	-	DND
37/	12/21	NJ	-	-	-	-	-	-	-	-	-	-	-	-	DND
38/	12/23	OTT	-	-	-	-	-	-	-	-	-	-	-	-	DND
39/32	12/27	TOR	0	0	0	0	3	03:28	-	-	0	0	0	E	
40/33	12/29	@BUF	0	0	0	4	8	04:32	-	-	0	0	0	E	
41/	12/30	@NJ	-	-	-	-	-	-	-	-	-	-	-	-	DND
Half- Season Totals			0	2	2	39	216	04:44	1	0	13	4	26	3	

28 ERIC GODARD • RW

GAME # TEAM/ PLAYER	DATE	OPP.	G	A	P	PIM	SHIFTS	TOI	F/O WON	F/O LOST	SHOTS	B/S	Hits	+/-	REMARKS
42/	1/2	@TB	-	-	-	-	-	-	-	-	-	-	-	-	DND
43/	1/3	@FLA	-	-	-	-	-	-	-	-	-	-	-	-	DND
44/34	1/5	ATL	0	0	0	0	5	03:36	-	-	0	0	1	-1	
45/35	1/7	PHI	0	0	0	2	5	03:38	-	-	1	0	0	-1	
46/	1/9	@TOR	-	-	-	-	-	-	-	-	-	-	-	-	DND
47/	1/11	@MIN	-	-	-	-	-	-	-	-	-	-	-	-	DND
48/36	1/13	@CGY	0	0	0	7	5	02:38	-	-	0	0	2	E	
49/37	1/14	@EDM	0	0	0	0	3	02:24	-	-	0	0	0	E	
50/38	1/16	@VAN	0	0	0	16	7	04:21	-	-	1	0	1	E	
51/39	1/19	NYI	0	0	0	0	2	01:24	-	-	0	0	0	E	
52/40	1/21	WAS	0	0	0	0	1	01:12	-	-	0	0	0	E	
53/41	1/24	@PHI	0	0	0	0	3	02:44	-	-	0	0	0	E	
54/42	1/25	@NYR	0	0	0	0	1	00:43	-	-	1	0	0	E	
55/	1/28	OTT	-	-	-	-	-	-	-	-	-	-	-	-	INJ - GROIN
56/	1/31	DET	-	-	-	-	-	-	-	-	-	-	-	-	INJ - GROIN
57/	2/1	BUF	-	-	-	-	-	-	-	-	-	-	-	-	INJ - GROIN
58/	2/6	@MON	-	-	-	-	-	-	-	-	-	-	-	-	INJ - GROIN
59/	2/7	@WAS	-	-	-	-	-	-	-	-	-	-	-	-	INJ - GROIN
60/	2/10	NYI	-	-	-	-	-	-	-	-	-	-	-	-	INJ - GROIN
61/	2/12	NYR	-	-	-	-	-	-	-	-	-	-	-	-	INJ - GROIN
62/	2/14	NAS	-	-	-	-	-	-	-	-	-	-	-	-	INJ - GROIN
63/	3/2	BUF	-	-	-	-	-	-	-	-	-	-	-	-	INJ - GROIN
64/	3/4	@NYR	-	-	-	-	-	-	-	-	-	-	-	-	INJ - GROIN
65/	3/6	DAL	-	-	-	-	-	-	-	-	-	-	-	-	INJ - GROIN
66/	3/7	BOS	-	-	-	-	-	-	-	-	-	-	-	-	INJ - GROIN
67/	3/11	@CAR	-	-	-	-	-	-	-	-	-	-	-	-	INJ - GROIN
68/	3/12	@NJ	-	-	-	-	-	-	-	-	-	-	-	-	INJ - GROIN
69/	3/14	@TB	-	-	-	-	-	-	-	-	-	-	-	-	INJ - GROIN
70/	3/17	@NJ	-	-	-	-	-	-	-	-	-	-	-	-	INJ - GROIN
71/43	3/18	@BOS	0	0	0	0	5	03:31	-	-	0	0	0	E	
72/	3/20	CAR	-	-	-	-	-	-	-	-	-	-	-	-	DND
73/	3/22	@DET	-	-	-	-	-	-	-	-	-	-	-	-	DND
74/	3/24	@WAS	-	-	-	-	-	-	-	-	-	-	-	-	DND
75/	3/27	PHI	-	-	-	-	-	-	-	-	-	-	-	-	DND
76/	3/28	TOR	-	-	-	-	-	-	-	-	-	-	-	-	DND
77/	3/31	TB	-	-	-	-	-	-	-	-	-	-	-	-	DND
78/	4/3	ATL	-	-	-	-	-	-	-	-	-	-	-	-	DND
79/	4/6	WAS	-	-	-	-	-	-	-	-	-	-	-	-	DND
80/	4/8	NYI	-	-	-	-	-	-	-	-	-	-	-	-	DND
81/44	4/10	@ATL	0	0	0	7	4	01:32	-	-	0	0	0	E	
82/45	4/11	@NYI	1	0	1	5	8	04:32	-	-	1	0	0	1	
Second- Half Totals			1	0	1	37	49	02:41	0	0	4	0	4	-1	
Final Totals			1	2	3	76	265	04:11	1	0	17	4	30	2	

ALEX GOLIGOSKI • 3



Position: D
Shoots: Left

Ht: 5-11

Wt: 180

DOB: 7/30/85

Birthplace: Grand Rapids, MN

Acquired: Selected by Penguins in second round (61st overall) of 2004 Entry Draft.



pittsburghpenguins.com/alexgoligoski

2010 PLAYOFFS: Recorded two goals and nine points in 13 games ... His nine points were tied for fifth most on the squad ... Posted first career postseason goal in Game 1 of quarterfinals vs. Ottawa ... Posted six points (1+5) in semifinals vs. Montreal, tied for most on team ... Valuable second option on blue line for power play, averaging 2:59 power-play minutes per game ... Finished with a plus or even rating in 11 of 13 playoff games.

2009-10: Spent his first full season with the Penguins, establishing career highs across the board in games (69), goals (8), assists (29), points (37) and rating (plus-7) ... His 29 assists and 37 points both ranked second among Penguins defensemen ... Saw significant time on the Penguins' top power-play unit ... Ranked fifth on the team and second among defensemen with 17 power-play points (2G-15A) ... Had a career-high seven-game point streak, posting eight points (4G-4A) from Oct. 14-Oct. 30 ... Played his 100th career game March 4 at NY Rangers.

PRO CAREER: Penguins' second-round pick (61st overall) in 2004 ... Compiled 59 points (14+45) in 117 career NHL games over the past three seasons ... Spent majority of 2008-09 campaign with Pittsburgh, playing 45 games and recording six goals, 14 assists, 20 points, four power-play goals and a plus-5 rating as a rookie blueliner ... Among NHL rookie defenseman, finished first in power-play goals, second in total goals, third in points, third in assists and fifth in plus-minus, all despite playing only 45 games ... Recorded his first NHL goal (and first power-play tally) Oct. 5 vs. Ottawa in Stockholm, Sweden ... Played in his first-career NHL playoff game May 9, 2009 at Washington in conference semifinals ... Notched first-career postseason point (assist) in Game 6 vs. Washington ... Scored first playoff goal April 14, 2010 vs. Ottawa ... Played first three NHL games in 2007-08, recording two assists ... Made NHL debut Feb. 13, 2007 vs. Boston and scored first NHL point (an assist) March 1 vs. Ottawa ... Had outstanding season as AHL rookie and helped lead Wilkes-Barre/Scranton to Calder Cup Final ... Set new AHL records for points in a playoff season by a defenseman with 28 (4+24), breaking the record set by former WBS defenseman Chris Kelleher (2001) ... 28 points ranked second overall in AHL playoff scoring ... Tied AHL record for points in a playoff season by a rookie, set by Mike Sillinger of Adirondack in 1989 ... Set team record with eight-game point streak in playoffs ... In regular season, had 38 points (10+28) with plus-15 rating in 70 games ... Tied team record with four assists Dec. 31 vs. Norfolk ... Named to AHL's Planet USA All-Star team.

INTERNATIONAL: Played for U.S. at 2005 World Junior Championships.

COLLEGE: Played three seasons as standout defenseman for University of Minnesota ... Named First-Team All-American, First-Team All-WCHA and WCHA Defensive Player of the Year as a junior in 2006-07 ... Had 39 points (9+30) in 44 games as a junior ... Ranked second in the nation in scoring among defensemen ... Named Third-Team All-American and Second-Team All-WCHA as junior in 2005-06 ... Named to All-WCHA Rookie Team as a freshman in 2004-05.

PERSONAL: Originally wore No. 13 but respectfully gave his number to Bill Guerin after the Penguins traded for the veteran winger ... As senior at Grand Rapids (Minn.) High School in 2004 was All-State selection and finalist for Mr. Hockey Award in Minnesota ... Signed through 2011-12.

CAREER VS. NHL

	GP	G	A	PTS	PIM
ANA	2	1	0	1	2
ATL	6	0	4	4	4
BOS	8	0	2	2	4
BUF	8	3	4	7	4
CGY	1	0	1	1	2
CAR	5	0	3	3	2
CHI	-	-	-	-	-
COL	-	-	-	-	-
CBJ	1	1	0	1	0
DAL	1	0	1	1	0
DET	3	0	2	2	4
EDM	2	0	1	1	0
FLA	5	0	3	3	2
LAK	1	0	0	0	0
MIN	3	0	0	0	0
MON	5	1	2	3	0
NSH	2	0	0	0	0
NJD	10	1	1	2	2
NYI	8	1	6	7	2
NYR	6	1	5	6	0
OTT	5	1	1	2	0
PHI	10	1	2	3	4
PHX	2	0	0	0	0
PIT	-	-	-	-	-
SJS	2	0	0	0	0
STL	2	2	0	2	0
TBL	4	0	1	1	2
TOR	7	0	3	3	6
VAN	2	0	1	1	0
WSH	6	1	2	3	0
Totals	117	14	45	59	40

CAREER HIGHS

Goals: 2 (1 time), 12/22/08 at BUF

Assists: 2 (4 times), 4/11/10 at NYI

Points: 3 (1 time), 12/22/08 at BUF (2+1)

SOG: 5 (2 times), 1/5/10 vs. ATL

PIM: 4 (2 times), 1/24/10 at PHI



CAREER STATISTICS

YEAR	TEAM	LEAGUE	REGULAR SEASON										PLAYOFFS					
			GP	G	A	PTS	PIM	+/-	PP	SH	GW	S	GP	G	A	PTS	PIM	
2003-04	Grand Rapids	USHS	26	25	31	56	16	--	--	--	--	--	--	--	--	--	--	--
2004-05	Minnesota	WCHA	32	5	15	20	44	--	3	0	0	--	--	--	--	--	--	
2005-06	Minnesota	WCHA	41	11	28	39	63	--	4	0	1	--	--	--	--	--	--	
2006-07	Minnesota	WCHA	44	9	30	39	51	--	5	0	3	--	--	--	--	--	--	
2007-08	PITTSBURGH	NHL	3	0	2	2	2	2	0	0	0	2	--	--	--	--	--	
	Wilkes-Barre	AHL	70	10	28	38	53	15	7	0	4	127	23	4	24	28	18	
2008-09	PITTSBURGH	NHL	45	6	14	20	16	5	4	0	0	61	2	0	1	1	0	
	Wilkes-Barre	AHL	26	2	16	18	16	-1	1	0	0	52	9	1	5	6	10	
2009-10	PITTSBURGH	NHL	69	8	29	37	22	7	2	0	0	98	13	2	7	9	2	
PIT/NHL TOTALS			117	14	45	59	40	14	6	0	0	161	15	2	8	10	2	

3 ALEX GOLIGOSKI • D

GAME # TEAM/ PLAYER	DATE	OPP.	G	A	P	PIM	SHIFTS	TOI	F/O WON	F/O LOST	SHOTS	B/S	Hits	+/-	REMARKS	
1/1	10/2	NYR	0	2	1PP	2	0	21	18:49	-	-	1	2	1	E	
2/2	10/3	@NYI	0	0		0	0	29	25:47	-	-	0	0	1	E	
3/3	10/7	PHX	0	0		0	0	22	22:40	-	-	1	2	2	E	
4/4	10/8	@PHI	1	1		2	0	23	18:07	-	-	1	3	2	2	
5/5	10/10	TOR	0	0		0	2	24	23:08	-	-	0	2	1	1	
6/6	10/12	@OTT	0	0		0	0	19	17:46	-	-	0	1	1	2	
7/7	10/14	@CAR	0	1		1	0	25	21:15	-	-	3	0	2	2	
8/8	10/17	TB	0	1	PP	1	2	22	20:55	-	-	4	1	1	1	
9/9	10/20	STL	1	0		1	0	24	21:44	-	-	2	1	1	1	
10/10	10/23	FLA	0	1	PP	1	2	24	26:22	-	-	0	4	0	E	
11/11	10/24	NJ	1	0		1	0	20	22:11	-	-	4	0	2	E	
12/12	10/28	MON	1	PP	1	PP	2	0	24	20:36	-	-	2	1	0	2
13/13	10/30	@CBJ	1	0		1	0	27	25:02	-	-	1	2	1	2	
14/14	10/31	MIN	0	0		0	0	23	24:48	-	-	0	1	0	-1	
15/15	11/3	@ANA	1	0		1	0	22	21:31	-	-	1	1	2	1	
16/16	11/5	@LA	0	0		0	0	22	21:32	-	-	1	1	1	1	
17/17	11/7	@SJ	0	0		0	0	32	26:47	-	-	5	2	2	E	
18/18	11/10	@BOS	0	0		0	0	29	28:25	-	-	1	0	4	-2	
19/19	11/12	NJ	0	0		0	0	27	25:11	-	-	1	2	1	-1	
20/20	11/14	BOS	0	1		1	0	29	28:08	-	-	0	2	0	E	
21/	11/16	ANA	-	-		-	-	-	-	-	-	-	-	-	INJ	
22/	11/19	@OTT	-	-		-	-	-	-	-	-	-	-	-	INJ	
23/	11/21	@ATL	-	-		-	-	-	-	-	-	-	-	-	INJ	
24/	11/23	@FLA	-	-		-	-	-	-	-	-	-	-	-	INJ	
25/	11/25	MON	-	-		-	-	-	-	-	-	-	-	-	INJ	
26/	11/27	@NYI	-	-		-	-	-	-	-	-	-	-	-	INJ	
27/21	11/28	NYR	0	2	1PP	2	0	21	21:16	-	-	0	1	0	E	
28/	11/30	@NYR	-	-		-	-	-	-	-	-	-	-	-	INJ	
29/	12/3	COL	-	-		-	-	-	-	-	-	-	-	-	INJ	
30/	12/5	CHI	-	-		-	-	-	-	-	-	-	-	-	INJ	
31/	12/7	CAR	-	-		-	-	-	-	-	-	-	-	-	INJ	
32/22	12/10	@MON	0	0		0	0	22	20:58	-	-	2	2	0	-1	
33/23	12/12	FLA	0	1		1	0	24	21:58	-	-	3	4	0	1	
34/24	12/15	PHI	0	0		0	0	20	16:06	-	-	0	0	0	1	
35/25	12/17	@PHI	0	0		0	0	28	21:57	-	-	1	3	3	E	
36/26	12/19	@BUF	0	0		0	2	27	24:00	-	-	0	3	0	-1	
37/27	12/21	NJ	0	0		0	2	21	22:48	-	-	2	3	0	E	
38/28	12/23	OTT	0	0		0	0	23	18:44	-	-	1	1	1	E	
39/29	12/27	TOR	0	1		1	0	22	21:29	-	-	0	4	1	-2	
40/30	12/29	@BUF	0	0		0	0	26	18:42	-	-	1	2	2	E	
41/31	12/30	@NJ	0	0		0	0	26	21:17	-	-	1	1	0	E	
Half- Season Totals			6	12		18	10	748	22:15	0	0	39	52	32	9	

3 ALEX GOLIGOSKI • D

GAME # TEAM/ PLAYER	DATE	OPP.	G	A	P	PIM	SHIFTS	TOI	F/O WON	F/O LOST	SHOTS	B/S	Hits	+/-	REMARKS
42/32	1/2	@TB	0	0	0	0	25	23:23	-	-	0	1	1	-2	
43/33	1/3	@FLA	0	1	1	0	23	22:26	-	-	2	1	0	-1	
44/34	1/5	ATL	0	1	PP	1	2	22:09	-	-	5	1	0	E	
45/35	1/7	PHI	0	0	0	0	34	27:44	-	-	4	2	1	-2	
46/36	1/9	@TOR	0	1	1	0	34	24:51	-	-	0	3	2	2	
47/37	1/11	@MIN	0	0	0	0	27	21:05	-	-	2	3	1	-1	
48/38	1/13	@CGY	0	1	PP	1	2	24:20	-	-	2	0	0	E	
49/39	1/14	@EDM	0	0	0	0	24	22:47	-	-	1	0	1	1	
50/40	1/16	@VAN	0	0	0	0	28	21:21	-	-	1	0	0	-2	
51/41	1/19	NYI	0	1	PP	1	0	17:58	-	-	0	0	0	-2	
52/42	1/21	WAS	0	0	0	0	23	21:09	-	-	3	2	1	2	
53/43	1/24	@PHI	0	0	0	4	22	18:23	-	-	3	1	1	E	
54/	1/25	@NYR	-	-	-	-	-	-	-	-	-	-	-	-	INJ
55/	1/28	OTT	-	-	-	-	-	-	-	-	-	-	-	-	INJ
56/44	1/31	DET	0	1	1	0	24	18:11	-	-	1	2	0	1	
57/45	2/1	BUF	0	1	PP	1	0	18:31	-	-	0	0	0	-1	
58/46	2/6	@MON	0	0	0	0	18	20:02	-	-	1	1	0	E	
59/47	2/7	@WAS	0	1	PP	1	0	20:18	-	-	1	0	0	1	
60/48	2/10	NYI	0	0	0	0	22	17:14	-	-	0	1	0	E	
61/49	2/12	NYR	0	0	0	0	20	16:12	-	-	1	0	0	-1	
62/50	2/14	NAS	0	0	0	0	24	20:19	-	-	0	3	1	-2	
63/51	3/2	BUF	0	1	PP	1	0	18:26	-	-	1	1	0	1	
64/52	3/4	@NYR	1	0	1	0	23	18:32	-	-	2	1	1	-1	100TH NHL GAME
65/53	3/6	DAL	0	1	PP	1	0	20:57	-	-	2	2	0	1	50TH NHL POINT
66/54	3/7	BOS	0	0	0	0	23	19:46	-	-	1	1	0	1	
67/55	3/11	@CAR	0	1	1	0	22	20:19	-	-	1	0	3	E	
68/56	3/12	@NJ	0	0	0	0	23	19:14	-	-	4	1	0	1	
69/	3/14	@TB	-	-	-	-	-	-	-	-	-	-	-	-	DND
70/57	3/17	@NJ	0	1	1	0	23	19:10	-	-	1	1	1	E	
71/58	3/18	@BOS	0	0	0	0	22	18:45	-	-	2	0	1	E	
72/59	3/20	CAR	0	0	0	2	26	20:24	-	-	0	3	0	-1	
73/60	3/22	@DET	0	0	0	2	23	18:23	-	-	1	1	0	E	
74/61	3/24	@WAS	0	0	0	0	24	24:41	-	-	3	0	0	E	
75/62	3/27	PHI	0	0	0	0	23	19:58	-	-	0	0	2	1	
76/63	3/28	TOR	0	0	0	0	23	25:25	-	-	3	3	1	E	
77/64	3/31	TB	0	0	0	0	21	19:49	-	-	1	0	0	E	
78/65	4/3	ATL	0	2	2PP	2	0	20:44	-	-	2	2	0	-1	
79/66	4/6	WAS	0	1	1	0	24	22:56	-	-	1	2	0	1	
80/67	4/8	NYI	1	PP	0	1	0	18:35	-	-	3	0	0	E	
81/68	4/10	@ATL	0	0	0	0	21	19:50	-	-	3	1	0	E	
82/69	4/11	@NYI	0	2	1PP	2	0	24:40	-	-	1	1	0	2	
Second- Half Totals			2	17	19	12	883	20:46	0	0	59	41	18	-2	
Final Totals			8	29	37	22	1631	21:26	0	0	98	93	50	7	

SERGEI GONCHAR • 55



Position: D

Shoots: Left

Ht: 6-2

Wt: 211

DOB: 4/13/74

Birthplace: Chelyabinsk, Russia

Acquired: Signed by the Penguins as a free agent on Aug. 3, 2005.



pittsburghpenguins.com/sergeigonchar

2010 PLAYOFFS: Led team's defensemen in assists (10) and points (12) ... Team's top special teams performer; power play quarterback leads team with 5:55 man-advantage minutes per game and totaled 2:09 shorthanded minutes a contest ... Finished with a plus or even rating in 10 of 13 games ... Led all Penguins (tied) with six points (2+4) in semifinals series against Montreal ... Notched three assists in Game 4 vs. Ottawa ... Has 44 postseason points as a Penguin, second most by a defenseman and eighth place in team history ... Fifth on team with 18 blocked shots.

2009-10: Led all Penguins defensemen in scoring with 11 goals, 39 assists and 50 points despite playing in just 62 games ... Became the first Russian defenseman to score 200 NHL goals on Mar. 2 vs. Buffalo ... Finished the season ranked sixth (tied) among NHL defensemen in scoring despite playing in only 62 contests ... His 0.81 points per game mark ranked third among NHL blueliners ... Hit double-digit goals for the 12th time in his career ... Surpassed the 50-point mark for the ninth time in his career ... Pittsburgh's power-play quarterback ranked second among NHL defensemen with 24 power-play assists and finished second on the team with 30 power-play points (6+24) ... Pittsburgh's power play clicked at a 20.1-percent success rate with Gonchar in the lineup ... Led the team in time on ice per game (24:23) and power play time (5:06), while ranking second in shorthanded time on ice (2:54) ... Missed 12 games from Oct. 20-Nov. 16 with a broken left wrist ... Prior to his wrist injury he began the season red-hot, notching eight points (2+6) in the first nine games ... Represented Team Russia at the 2010 Olympics for the fourth time in his career, scoring one goal in four games.

NHL CAREER: Gifted defenseman has amassed 202 goals, 482 assists, 684 points, 92 power-play goals, 271 power-play assists and a plus-54 rating in his 16-year NHL career with stops in Washington, Boston and Pittsburgh ... Won his first Stanley Cup with Pittsburgh in 2009, finishing the postseason ranked second among NHL defensemen with 14 points and 11 assists ... Missed two games in conference semifinals (Games 5 and 6) after suffering a knee-to-knee collision with Alex Ovechkin ... Returned in crucial Game 7 with a gutsy performance; Playing through pain, he assisted on Pittsburgh's opening goal as the Penguins won the game ... Missed the first 56 games of the 2008-09 campaign due to a dislocated left shoulder ... Returned to post 19 points (6+13) in 25 regular-season games ... Confirmed status as one of NHL's elite defenseman in 2007-08, finishing second in scoring among NHL defensemen with 65 points (12+53) and tied for second among defensemen in playoffs with 14 points (1+13) ... Finished fourth in voting for Norris Trophy as NHL's best defenseman behind Nicklas Lidstrom, Dion Phaneuf and Zdeno Chara ... Set career high with 54 assists and tied career mark with 67 points in 2006-07 with Penguins ... His 67 points were the most by a Penguins defenseman since Larry Murphy had 73 in 1993-94 ... Named to All-Star Team four times ... Broke into the NHL with Washington in 1994-95 and played 10 seasons with the Capitals from 1994-2004 ... Played in Stanley Cup Final with Washington in 1998.

INTERNATIONAL: Represented Team Russia at the 2010 Olympics in Vancouver, notching one goal in four contests ... Won two Olympic medals with Russia previously – silver in 1998 and bronze in 2002 ... Also represented Russia in three World

CAREER VS. NHL

	GP	G	A	PTS	PIM
ANA	15	2	3	5	14
ATL	40	12	25	37	32
BOS	49	7	19	26	44
BUF	44	4	13	17	20
CGY	16	7	4	11	20
CAR	52	7	25	32	42
CHI	17	4	10	14	8
COL	18	3	6	9	14
CBJ	8	6	7	13	10
DAL	16	0	6	6	21
DET	17	2	5	7	16
EDM	15	1	3	4	10
FLA	57	10	29	39	38
LAK	17	5	7	12	8
MIN	10	2	4	6	7
MON	54	13	28	41	58
NSH	13	2	5	7	8
NJD	66	9	31	40	54
NYI	66	14	40	54	40
NYR	68	12	41	53	50
OTT	52	10	27	37	44
PHI	64	15	36	51	80
PHX	17	3	9	12	16
PIT	33	7	13	20	24
SJS	17	9	3	12	10
STL	17	4	4	8	22
TBL	60	14	28	42	54
TOR	41	13	32	45	50
VAN	14	1	4	5	12
WSH	18	4	15	19	16
Totals	991	202	482	684	842

CAREER HIGHS

Goals: 3 (1 time), 1/4/00 vs. MTL

Assists: 3 (15 times), 3/17/09 vs. ATL

Points: 5 (1 time), 12/13/06 vs. PHI (2+3)

SOG: 12 (1 time), 2/4/06 vs. NYI

PIM: 10 (1 time), 3/9/98 vs. CGY

Hat Tricks: 1, 1/4/00 vs. MTL (3G)

Championships (2000, 2007 and 2010), two World Cups (1996, 2005), one World Junior Championship (1993) and one European Junior Championship (1992) ... Has seven points (3+4) in eight career World Cup games ... Played with Magnitogorsk in Russian league during 2004-05 lockout, recording 19 points (2+17) in 40 games ... Was Magnitogorsk teammate of Evgeni Malkin ... Played three seasons in Russian league from 1991-94, one for Traktor Chelyabinsk and two for Dynamo Moscow.

PERSONAL: Nicknames – “Gonch” and “Sarge” ... Lists Viacheslav Fetisov and Paul Coffey as hockey idols ... Most

memorable hockey moments include 2009 Stanley Cup championship and 1998 Olympic silver medal ... New York is favorite road city; Air Canada Centre in Toronto is favorite road arena ... Other favorites include: vacation spot – Miami and southern France; food – sushi; band – Queen; movie – Get Shorty ... Favorite sport other than hockey is tennis ... Lists Michael Jordan as the person he would like to meet ... Sergei and his wife, Ksenia, have two daughters, Natalie and Victoria ... Signed through 2009-10

CAREER STATISTICS

YEAR	TEAM	LEAGUE	REGULAR SEASON										PLAYOFFS					
			GP	G	A	PTS	PIM	+/-	PP	SH	GW	S	GP	G	A	PTS	PIM	
1991-92	Chelyabinsk	CIS	31	1	0	1	6	--	--	--	--	--	--	--	--	--	--	--
	Soviet Union	EJC	6	1	4	5	8	--	--	--	--	--	--	--	--	--	--	--
1992-93	Dyn. Moscow	CIS	31	1	3	4	70	--	--	--	--	--	10	0	0	0	12	
	Russia	WJC	7	0	2	2	10	--	--	--	--	--	--	--	--	--	--	
1993-94	Dyn. Moscow	CIS	44	4	5	9	36	--	--	--	--	--	10	0	3	3	14	
	Portland	AHL	--	--	--	--	--	--	--	--	--	--	2	0	0	0	0	
1994-95	Portland	AHL	61	10	32	42	67	--	--	--	--	--	--	--	--	--	--	
	Washington	NHL	31	2	5	7	22	4	0	0	0	38	7	2	2	4	2	
1995-96	Washington	NHL	78	15	26	41	60	25	4	0	4	139	6	2	4	6	4	
	Russia	WCup	4	2	2	4	2	--	--	--	--	--	--	--	--	--	--	
1996-97	Washington	NHL	57	13	17	30	36	-11	3	0	3	129	--	--	--	--	--	
1997-98	L. Togliatti	Rus	7	3	2	5	4	--	--	--	--	--	--	--	--	--	--	
	L. Togliatti	EuroHL	1	1	0	1	2	--	--	--	--	--	--	--	--	--	--	
	Washington	NHL	72	5	16	21	66	2	2	0	0	134	21	7	4	11	30	
	Russia	Olympics	6	0	2	2	0	--	--	--	--	--	--	--	--	--	--	
1998-99	Washington	NHL	53	21	10	31	57	1	13	1	3	180	--	--	--	--	--	
1999-00	Washington	NHL	73	18	36	54	52	26	5	0	3	181	5	1	0	1	6	
	Russia	WC	6	1	0	1	2	--	--	--	--	--	--	--	--	--	--	
2000-01	Washington	NHL	76	19	38	57	70	12	8	0	2	241	6	1	3	4	2	
2001-02	Washington	NHL	76	26	33	59	58	-1	7	0	2	216	--	--	--	--	--	
	Russia	Olympics	6	0	0	0	2	--	--	--	--	--	--	--	--	--	--	
2002-03	Washington	NHL	82	18	49	67	52	13	7	0	2	224	6	0	5	5	4	
2003-04	Washington	NHL	56	7	42	49	44	-20	4	0	0	127	--	--	--	--	--	
	Boston	NHL	15	4	5	9	12	6	2	0	0	34	7	1	4	5	4	
2004-05	Metallurg	Rus	40	2	17	19	54	--	--	--	--	--	4	1	1	2	6	
	Russia	WCup	4	1	2	3	6	--	--	--	--	--	--	--	--	--	--	
2005-06	PITTSBURGH	NHL	75	12	46	58	100	-13	8	0	2	192	--	--	--	--	--	
	Russia	Olympics	8	0	2	2	8	-2	0	0	0	13	--	--	--	--	--	
2006-07	PITTSBURGH	NHL	82	13	54	67	72	-5	10	1	3	191	5	1	3	4	2	
	Russia	WC	9	1	4	5	4	4	0	0	--	20	--	--	--	--	--	
2007-08	PITTSBURGH	NHL	78	12	53	65	66	13	8	0	2	173	20	1	13	14	8	
2008-09	PITTSBURGH	NHL	25	6	13	19	26	6	5	0	1	71	22	3	11	14	12	
2009-10	PITTSBURGH	NHL	62	11	39	50	49	-4	6	0	3	138	13	2	10	12	4	
	Russia	Olympics	4	1	0	1	2	--	1	0	0	--	--	--	--	--	--	
NHL TOTALS			991	202	482	684	842	54	92	2	30	2408	118	21	59	82	78	
PITTSBURGH TOTALS			322	54	205	259	313	-3	37	1	11	765	60	7	37	44	26	

55 SERGEI GONCHAR • D

GAME # TEAM/ PLAYER	DATE	OPP.	G	A	P	PIM	SHIFTS	TOI	F/O WON	F/O LOST	SHOTS	B/S	Hits	+/-	REMARKS		
1/1	10/2	NYR	0	1	PP	1	0	28	23:13	-	-	0	2	1	-1		
2/2	10/3	@NYI	0	1		1	0	30	28:42	-	-	4	1	4	1		
3/3	10/7	PHX	0	0		0	2	25	24:21	-	-	2	2	0	-1		
4/4	10/8	@PHI	0	1	PP	1	0	26	24:46	-	-	2	3	1	-1		
5/5	10/10	TOR	1	PP	1	PP	2	0	25	22:50	-	-	5	2	1	-1	
6/6	10/12	@OTT	0	0		0	2	24	23:32	-	-	2	1	1	-1		
7/7	10/14	@CAR	0	0		0	0	28	27:44	-	-	3	2	1	-1		
8/8	10/17	TB	1	1		2	0	25	25:28	-	-	2	2	0	3	GWG	
9/9	10/20	STL	0	1	PP	1	0	14	16:23	-	-	1	0	2	E		
10/	10/23	FLA	-	-		-	-	-	-	-	-	-	-	-	-	INJ - WRIST	
11/	10/24	NJ	-	-		-	-	-	-	-	-	-	-	-	-	INJ - WRIST	
12/	10/28	MON	-	-		-	-	-	-	-	-	-	-	-	-	INJ - WRIST	
13/	10/30	@CBJ	-	-		-	-	-	-	-	-	-	-	-	-	INJ - WRIST	
14/	10/31	MIN	-	-		-	-	-	-	-	-	-	-	-	-	INJ - WRIST	
15/	11/3	@ANA	-	-		-	-	-	-	-	-	-	-	-	-	INJ - WRIST	
16/	11/5	@LA	-	-		-	-	-	-	-	-	-	-	-	-	INJ - WRIST	
17/	11/7	@SJ	-	-		-	-	-	-	-	-	-	-	-	-	INJ - WRIST	
18/	11/10	@BOS	-	-		-	-	-	-	-	-	-	-	-	-	INJ - WRIST	
19/	11/12	NJ	-	-		-	-	-	-	-	-	-	-	-	-	INJ - WRIST	
20/	11/14	BOS	-	-		-	-	-	-	-	-	-	-	-	-	INJ - WRIST	
21/	11/16	ANA	-	-		-	-	-	-	-	-	-	-	-	-	INJ - WRIST	
22/10	11/19	@OTT	0	0		0	0	26	25:30	-	-	1	1	2	-1		
23/11	11/21	@ATL	0	0		0	2	28	27:48	-	-	4	1	0	-2		
24/12	11/23	@FLA	0	0		0	0	29	27:48	-	-	3	1	3	-1		
25/13	11/25	MON	1	0		1	0	27	24:56	-	-	4	0	0	E		
26/14	11/27	@NYI	0	1		1	0	28	26:04	-	-	3	1	2	-1		
27/15	11/28	NYR	0	2	1PP	2	0	23	25:18	-	-	1	2	2	E		
28/16	11/30	@NYR	0	1		1	2	24	23:47	-	-	2	4	1	2		
29/17	12/3	COL	0	0		0	2	27	24:56	-	-	0	1	3	1		
30/18	12/5	CHI	0	1		1	0	30	25:17	-	-	2	1	1	-1		
31/19	12/7	CAR	0	0		0	0	28	26:54	-	-	2	0	2	-1		
32/20	12/10	@MON	1	1		2	2	26	25:26	-	-	4	0	0	1		
33/21	12/12	FLA	0	1	PP	1	2	27	25:18	-	-	5	1	1	E		
34/22	12/15	PHI	0	1	PP	1	0	30	23:43	-	-	2	1	0	2		
35/23	12/17	@PHI	0	1	PP	1	0	32	27:26	-	-	1	1	0	-1		
36/24	12/19	@BUF	0	0		0	0	28	27:08	-	-	0	3	2	1		
37/25	12/21	NJ	0	0		0	0	24	24:00	-	-	2	1	0	-2		
38/26	12/23	OTT	1	2	2PP	3	0	24	23:42	-	-	3	1	0	3		
39/27	12/27	TOR	0	1	PP	1	0	24	24:20	-	-	2	2	2	1		
40/28	12/29	@BUF	0	0		0	0	24	25:31	-	-	5	1	1	E		
41/29	12/30	@NJ	0	0		0	0	28	23:54	-	-	2	3	2	-1		
Half- Season Totals			5	18		23	14	762	25:02	0	0	69	41	35	-2		

55 SERGEI GONCHAR • D

GAME # TEAM/ PLAYER	DATE	OPP.	G	A	P	PIM	SHIFTS	TOI	F/O WON	F/O LOST	SHOTS	B/S	Hits	+/-	REMARKS	
42/	1/2	@TB	-	-	-	-	-	-	-	-	-	-	-	-	INJ	
43/	1/3	@FLA	-	-	-	-	-	-	-	-	-	-	-	-	INJ	
44/	1/5	ATL	-	-	-	-	-	-	-	-	-	-	-	-	INJ	
45/	1/7	PHI	-	-	-	-	-	-	-	-	-	-	-	-	INJ	
46/30	1/9	@TOR	2	1PP	1	3	2	24	19:14	-	-	6	5	2	3	GWG
47/31	1/11	@MIN	0	0	0	5	23	24:35	-	-	6	1	0	0	E	
48/32	1/13	@CGY	0	1	PP	1	2	32	25:31	-	-	0	0	1	0	E
49/33	1/14	@EDM	0	0	0	0	24	23:16	-	-	2	2	3	0	E	
50/34	1/16	@VAN	0	0	0	0	24	20:11	-	-	2	2	0	-4		
51/35	1/19	NYI	0	2	2PP	2	0	28	26:59	-	-	1	1	0	-1	
52/36	0	WAS	0	0	0	0	23	25:56	-	-	2	0	1	-2		
53/37	1/24	@PHI	1	PP	1	PP	2	2	32	25:02	-	-	1	1	2	E
54/38	1/25	@NYR	0	2	1PP	2	0	31	24:04	-	-	1	7	1	2	
55/39	1/28	OTT	0	0	0	0	29	25:56	-	-	1	3	2	-2		
56/40	1/31	DET	0	0	0	4	29	26:02	-	-	3	1	0	0	E	
57/41	2/1	BUF	0	0	0	2	29	25:41	-	-	3	0	1	2		
58/42	2/6	@MON	0	1	SH	1	2	26	24:11	-	-	0	4	2	2	
59/43	2/7	@WAS	0	0	0	2	32	28:29	-	-	4	3	0	-1		
60/44	2/10	NYI	0	1	1	0	29	22:45	-	-	2	1	1	2		
61/45	2/12	NYR	0	1	PP	1	0	28	25:18	-	-	3	1	1	-1	
62/46	2/14	NAS	0	1	PP	1	0	34	28:25	-	-	2	1	0	1	
63/47	3/2	BUF	1	PP	0	1	2	28	23:32	-	-	1	3	0	-1	1ST RUSSIAN DMAN W/ 200 GOALS
64/48	3/4	@NYR	0	2	2PP	2	0	28	24:14	-	-	1	3	2	-1	
65/49	3/6	DAL	0	2	1PP	2	2	24	21:27	-	-	2	2	0	-1	
66/50	3/7	BOS	0	0	0	0	27	21:51	-	-	1	0	3	0	E	
67/51	3/11	@CAR	0	0	0	4	25	22:31	-	-	2	0	0	1		
68/52	3/12	@NJ	0	0	0	0	22	22:18	-	-	1	0	0	-3		
69/53	3/14	@TB	1	PP	0	1	0	24	23:43	-	-	5	1	1	0	GWG
70/54	3/17	@NJ	0	0	0	0	26	21:51	-	-	2	1	0	-1		
71/55	3/18	@BOS	0	1	1	2	28	23:02	-	-	2	0	0	2		
72/56	3/20	CAR	0	0	0	0	28	24:50	-	-	1	2	0	0	E	
73/57	3/22	@DET	0	0	0	4	28	23:19	-	-	3	1	3	-2		
74/	3/24	@WAS	-	-	-	-	-	-	-	-	-	-	-	-	ILLNESS	
75/	3/27	PHI	-	-	-	-	-	-	-	-	-	-	-	-	ILLNESS	
76/	3/28	TOR	-	-	-	-	-	-	-	-	-	-	-	-	ILLNESS	
77/	3/31	TB	-	-	-	-	-	-	-	-	-	-	-	-	ILLNESS	
78/58	4/3	ATL	1	PP	1	2	0	23	22:42	-	-	2	0	1	1	
79/59	4/6	WAS	0	1	PP	1	0	15	14:36	-	-	0	0	0	-1	
80/60	4/8	NYI	0	2	2PP	2	0	27	23:50	-	-	1	2	0	2	
81/61	4/10	@ATL	0	0	0	0	25	24:56	-	-	4	0	2	-1		
82/62	4/11	@NYI	0	1	1	0	29	25:43	-	-	2	3	1	2		
Second- Half Totals			6	21	27	35	884	23:49	0	0	69	51	30	-2		
Final Totals			11	39	50	49	1646	24:23	0	0	138	92	65	-4		

BILL GUERIN • 13



Position: RW

Shoots: Right

Ht: 6-2

Wt: 220

DOB: 11/9/70

Birthplace: Worcester, MA

Acquired: From NY Islanders on March 4 for 2009 third-round draft pick.



pittsburghpenguins.com/billguerin

2010 PLAYOFFS: Posted four goals and nine points in 11 games ... His nine points were fifth (tied) most on the team ... Scored a power-play goal in Game 6 vs. Ottawa to help fuel a Penguins comeback (from a 3-0 deficit) in an eventual 4-3 series clinching overtime victory ... Had a six-game scoring streak for eight points (3+5) from April 16 to 30.

2009-10: Posted 45 points (21+24) in 78 games during his first full season with the Penguins ... Hit the 40-point plateau for the 14th time in his career and the 20-goal mark for the 13th time in his career ... Since rejuvenating his career in Pittsburgh has posted 57 points (26+31) in 95 games ... Ranked third on the team with 11 power-play goals, seventh time he's posted double digit power-play goals ... Finished fourth on the team with 18 power-play points (11+7) ... Appeared in his 1,200th career game Nov. 3 at Anaheim ... Tied a Penguins franchise record for points in a period with four (2+2) vs. Ottawa on Dec. 23, also tying a single-game career high ... Tied a career-high with three assists Oct. 28 vs. Montreal ... Tallied a goal with 0.4 seconds remaining in regulation vs. Boston Nov. 14 to tie the game, 5-5, before the Penguins eventually won in overtime ... Was the Penguins' recipient of the NHL Masterton Award for best exemplifying the qualities of perseverance, sportsmanship and dedication to hockey.

NHL CAREER: Veteran winger has played in 1,263 games over 17 NHL seasons with New Jersey, Edmonton, Boston, Dallas, St. Louis, San Jose, NY Islanders and Pittsburgh ... Compiled 429 goals and 427 assists for 856 points, the eighth U.S.-born player to reach the 400/400 club ... Ranks fourth among active U.S. born players with 853 career points ... Has appeared in 139 playoff games, netting 39 goals, 74 points and won two Stanley Cup championships with Pittsburgh (2009) and New Jersey (1995) ... In 2009 title run, ranked third on the team with 15 postseason points (7+8) and with a plus-8 rating ... His 15 postseason points set a new career high and seven goals tied a career high (1998 with Edmonton) ... Totaled 48 points with 21 goals and 27 assists during the regular season with Pittsburgh and NY Islanders in 2008-09 ... Recorded his 400th career assist March 10, 2009 vs. Florida ... Netted his 400th NHL goal Dec. 26, 2008 vs. Toronto as a member of the Islanders ... Became 79th NHL player to reach 400 career goals ... Registered his 800th career point March 5, 2009 at Florida, the 14th U.S.-born player to reach the milestone ... Recorded a career-best 85 points (40+45) with Boston and Edmonton in 2000-01 ... Scored a career-high 41 goals with Boston in 2001-02 season and has tallied 30-plus goals five times in his career ... Was New Jersey's first-round pick (fifth overall) in the 1989 NHL Entry Draft.

INTERNATIONAL: Played in six games for United States at 2006 Olympic Winter Games in Torino, Italy, registering one goal ... Skated in five games with Team USA at 2004 World Cup, finishing first on the team in plus-minus (+6) and shots (16), second in goals (2) and tied for third in points (4) ... Appeared in six games at 2002 Winter Olympics in Salt Lake City, notching four goals (second most on team) to help capture a silver medal for the United States ... Made Olympics debut at 1998 Nagano games, posting three assists in four games ... Won gold medal at 1996 World

CAREER VS. NHL

	GP	G	A	PTS	PIM
ANA	47	15	24	39	80
ATL	27	9	10	19	30
BOS	38	13	9	22	63
BUF	48	19	22	41	44
CGY	41	8	16	24	70
CAR	45	13	8	21	69
CHI	41	16	16	32	32
COL	54	16	20	36	77
CBJ	26	18	8	26	33
DAL	24	6	9	15	40
DET	44	13	12	25	27
EDM	27	10	10	20	32
FLA	52	10	11	21	60
LAK	46	15	13	28	103
MIN	21	7	7	14	34
MON	48	17	20	37	55
NSH	28	11	5	16	42
NJD	34	15	9	24	36
NYI	47	17	14	31	51
NYR	56	15	16	31	73
OTT	46	15	19	34	77
PHI	59	22	11	33	58
PHX	49	15	20	35	62
PIT	51	17	22	39	89
SJS	42	18	15	33	72
STL	36	13	17	30	35
TBL	51	17	20	37	86
TOR	40	10	15	25	56
VAN	43	14	15	29	40
WSH	52	25	14	39	34
Totals	1263	429	427	856	1660

CAREER HIGHS

Goals: 3 (8 times), 3/13/07 vs. MIN

Assists: 3 (5 times), 10/28/09 vs. MON

Points: 4 (9 times), 12/23/09 vs. OTT (2+2)

SOG: 12 (1 time), 11/8/01 vs. MIN

PIM: 17 (1 time), 2/6/10 at MON

Hat Tricks: 8, 3/13/07 vs. MIN

Cup after registering two assists ... Played in 46 games for U.S. National Team during 1991-92 Pre-Olympic Tour and totaled 27 points (12+15) ... Skated in seven games at the 1989 World Junior Championships, recording three assists and 16 penalty minutes in seven games.

COLLEGE: Played two seasons with Boston College (1989-91) before turning pro ... Tallied 40 goals and 30 assists for 70 points and 166 penalty minutes in 77 career games.

PERSONAL: Says No. 13 is his wife's lucky number ... Enjoys golf and motorcycles ... Lists playing guitar with Bruce Springsteen as one of the things he would like most to do ... He and his wife, Kara, have three daughters, Kayla, Grace and Lexi, and one son, Liam ... Signed through 2009-10 season.

CAREER STATISTICS

YEAR	TEAM	LEAGUE	REGULAR SEASON											PLAYOFFS				
			GP	G	A	PTS	PIM	+/-	PP	SH	GW	S	GP	G	A	PTS	PIM	
1988-89	United States	WJC	7	0	3	3	16	--	--	--	--	--	--	--	--	--	--	--
1989-90	Boston College	HE	39	14	11	25	54	--	--	--	--	--	--	--	--	--	--	--
	United States	WJC	7	0	0	0	18	--	--	--	--	--	--	--	--	--	--	--
1990-91	Boston College	HE	38	26	19	45	102	--	--	--	--	--	--	--	--	--	--	--
1991-92	New Jersey	NHL	5	0	1	1	9	0	0	0	0	8	6	3	0	3	4	
	United States	Nat'l Tm	46	12	15	27	67	--	--	--	--	--	--	--	--	--	--	--
	Utica	AHL	22	13	10	23	6	--	--	--	--	--	4	1	3	4	14	
1992-93	New Jersey	NHL	65	14	20	34	63	14	0	0	2	123	5	1	1	2	4	
	Utica	AHL	18	10	7	17	47	--	--	--	--	--	--	--	--	--	--	--
1993-94	New Jersey	NHL	81	25	19	44	101	14	2	0	3	195	17	2	1	3	35	
1994-95	New Jersey	NHL	48	12	13	25	72	6	4	0	3	96	20	3	8	11	30	
1995-96	New Jersey	NHL	80	23	30	53	116	7	8	0	6	216	--	--	--	--	--	
1996-97	New Jersey	NHL	82	29	18	47	95	-2	7	0	9	177	8	2	1	3	18	
	United States	W-Cup	7	0	2	2	17	--	--	--	--	--	--	--	--	--	--	--
1997-98	New Jersey	NHL	19	5	5	10	13	0	1	0	2	48	--	--	--	--	--	
	Edmonton	NHL	40	13	16	29	80	1	8	0	2	130	12	7	1	8	17	
	United States	Olympics	4	0	3	3	17	--	--	--	--	--	--	--	--	--	--	--
1998-99	Edmonton	NHL	80	30	34	64	133	7	13	0	2	261	3	0	2	2	2	
1999-00	Edmonton	NHL	70	24	22	46	123	4	11	0	2	188	5	3	2	5	9	
2000-01	Edmonton	NHL	21	12	10	22	18	11	4	0	1	64	--	--	--	--	--	
	Boston	NHL	64	28	35	63	122	-4	7	1	4	225	6	4	2	6	6	
2001-02	Boston	NHL	78	41	25	66	91	-1	10	1	7	355	--	--	--	--	--	
	United States	Olympics	6	4	0	4	4	--	--	--	--	--	--	--	--	--	--	--
2002-03	Dallas	NHL	64	25	25	50	113	5	11	0	2	229	4	0	0	0	4	
2003-04	Dallas	NHL	82	34	35	69	109	14	9	0	10	263	5	0	1	1	4	
2004-05	United States	W-Cup	5	2	2	4	8	6	--	--	--	--	--	--	--	--	--	--
2005-06	Dallas	NHL	70	13	27	40	115	0	3	0	2	210	5	3	1	4	0	
	United States	Olympics	6	1	0	1	0	--	--	--	--	--	--	--	--	--	--	--
2006-07	St. Louis	NHL	61	28	19	47	52	8	7	0	6	189	--	--	--	--	--	
	San Jose	NHL	16	8	1	9	14	2	2	0	1	36	9	0	2	2	12	
2007-08	NY Islanders	NHL	81	23	21	44	65	-15	7	0	5	227	--	--	--	--	--	
2008-09	NY Islanders	NHL	61	16	20	36	63	-15	5	0	3	181	--	--	--	--	--	
	PITTSBURGH	NHL	17	5	7	12	18	3	0	0	1	45	24	7	8	15	15	
2009-10	PITTSBURGH	NHL	78	21	24	45	75	-9	11	0	4	227	11	4	5	9	2	
NHL TOTALS			1262	429	427	856	1660	51	130	2	77	3693	140	39	35	74	162	
PITTSBURGH TOTALS			95	26	31	57	93	-6	11	0	5	272	35	11	13	24	17	


13 BILL GUERIN • RW

GAME # TEAM/ PLAYER	DATE	OPP.	G	A	P	PIM	SHIFTS	TOI	F/O WON	F/O LOST	SHOTS	B/S	Hits	+/-	REMARKS	
1/1	10/2	NYR	0	1	1	0	19	16:51	-	-	2	0	2	1		
2/2	10/3	@NYI	0	0	0	2	25	17:47	-	-	5	0	1	E		
3/3	10/7	PHX	0	0	0	0	15	13:39	1	0	1	0	2	E		
4/4	10/8	@PHI	1	0	1	0	21	17:10	0	1	4	1	1	1		
5/5	10/10	TOR	0	1	PP	1	2	19	18:26	-	-	5	0	1	E	
6/6	10/12	@OTT	1	0	1	0	18	16:49	-	-	2	2	2	1		
7/7	10/14	@CAR	0	0	0	0	21	17:57	-	-	3	0	0	-1		
8/8	10/17	TB	1	PP	0	1	0	18	16:28	1	0	3	0	0	1	
9/9	10/20	STL	0	1	PP	1	0	17	15:01	0	1	2	0	1	E	
10/10	10/23	FLA	0	0	0	0	24	20:55	1	0	4	0	2	E		
11/11	10/24	NJ	0	0	0	0	20	19:00	0	1	1	0	1	-1		
12/12	10/28	MON	0	3	1PP	3	2	19	15:35	-	-	2	0	1	3	
13/13	10/30	@CBJ	0	0	0	2	25	18:40	-	-	3	0	0	1		
14/14	10/31	MIN	0	0	0	0	22	21:54	-	-	2	0	2	-1		
15/15	11/3	@ANA	0	0	0	0	20	19:05	-	-	3	0	1	-2	1,200TH NHL GAME	
16/16	11/5	@LA	0	1	1	0	22	19:52	-	-	4	0	0	-1		
17/17	11/7	@SJ	0	0	0	0	23	16:20	-	-	3	0	0	E		
18/18	11/10	@BOS	0	0	0	2	21	17:52	-	-	3	0	1	-2		
19/19	11/12	NJ	0	0	0	2	22	19:03	-	-	2	0	4	-1		
20/20	11/14	BOS	1	0	1	0	22	18:56	1	0	3	0	0	E		
21/21	11/16	ANA	1	PP	0	1	5	15	16:19	-	-	2	0	0	1	
22/22	11/19	@OTT	0	1	1	2	19	17:38	-	-	3	1	0	E		
23/23	11/21	@ATL	0	0	0	0	19	18:14	1	1	5	1	0	-1		
24/24	11/23	@FLA	0	1	1	0	22	19:42	-	-	5	1	0	-1		
25/25	11/25	MON	1	0	1	0	18	16:37	-	-	6	0	1	E	GWG	
26/26	11/27	@NYI	0	0	0	0	20	18:13	1	1	2	1	0	E		
27/27	11/28	NYR	0	1	1	2	17	16:06	-	-	4	0	3	3		
28/28	11/30	@NYR	0	1	1	2	22	18:08	1	1	0	1	0	2		
29/29	12/3	COL	1	PP	0	1	0	17	17:19	-	-	3	0	2	1	GWG
30/30	12/5	CHI	0	0	0	0	23	18:27	0	2	6	0	3	1		
31/31	12/7	CAR	0	1	1	5	17	18:31	-	-	2	0	2	1		
32/32	12/10	@MON	0	1	1	0	22	19:54	-	-	2	0	0	E		
33/33	12/12	FLA	0	0	0	0	20	18:44	-	-	2	1	0	-1		
34/34	12/15	PHI	1	0	1	0	19	15:34	-	-	2	0	0	1	GWG	
35/35	12/17	@PHI	1	PP	0	1	0	22	18:46	-	-	2	0	0	E	
36/36	12/19	@BUF	0	0	0	0	17	16:17	-	-	0	0	0	1		
37/37	12/21	NJ	0	0	0	0	18	20:23	-	-	5	1	1	E		
38/38	12/23	OTT	2	2PP	2	4	0	16	17:04	-	-	9	1	0	1	CAREER-HIGH 4 POINTS
39/39	12/27	TOR	0	1	PP	1	0	19	15:22	-	-	4	0	0	-1	
40/40	12/29	@BUF	1	0	1	0	18	16:05	-	-	2	0	0	E		
41/41	12/30	@NJ	0	0	0	0	19	16:18	-	-	5	0	3	-1		
Half- Season Totals			12	16	28	28	812	17:43	7	8	128	11	37	6		

13 BILL GUERIN • RW

GAME # TEAM/ PLAYER	DATE	OPP.	G	A	P	PIM	SHIFTS	TOI	F/O WON	F/O LOST	SHOTS	B/S	Hits	+/-	REMARKS	
42/42	1/2	@TB	1	0	1	0	16	17:06	1	0	3	0	0	E		
43/43	1/3	@FLA	0	0	0	0	21	21:47	-	-	4	0	0	-2		
44/44	1/5	ATL	0	0	0	0	22	20:54	0	1	4	0	1	-1		
45/45	1/7	PHI	0	0	0	0	21	19:40	-	-	4	0	1	-1		
46/46	1/9	@TOR	1	1	PP	2	0	20	18:42	1	0	4	0	0	2	
47/47	1/11	@MIN	0	1	1	0	19	18:03	0	0	2	0	0	2		
48/48	1/13	@CGY	1	PP	0	1	0	20	15:11	-	-	5	0	0	1	GWG
49/49	1/14	@EDM	0	0	0	0	19	16:21	0	1	3	0	1	E		
50/50	1/16	@VAN	0	0	0	0	16	15:45	-	-	3	0	1	-3		
51/51	1/19	NYI	1	PP	1	2	0	22	18:17	-	-	3	0	3	1	
52/52	1/21	WAS	0	0	0	2	21	19:48	-	-	3	0	3	-2		
53/53	1/24	@PHI	0	0	0	0	20	14:39	-	-	1	0	1	E		
54/	1/25	@NYR	-	-	-	-	-	-	-	-	-	-	-	-	INJ	
55/54	1/28	OTT	0	0	0	0	18	15:36	-	-	0	0	2	-2		
56/55	1/31	DET	0	0	0	0	21	16:14	-	-	3	0	0	E		
57/56	2/1	BUF	0	0	0	4	20	17:15	-	-	3	0	0	-1		
58/57	2/6	@MON	1	0	1	17	16	14:12	-	-	3	0	0	E		
59/58	2/7	@WAS	0	0	0	0	23	22:02	2	0	4	0	3	-1		
60/59	2/10	NYI	0	1	1	0	19	16:33	-	-	2	0	0	1		
61/60	2/12	NYR	0	1	PP	1	2	20	18:24	1	0	1	0	2	1	
62/61	2/14	NAS	0	0	0	0	20	19:22	0	1	4	0	0	1		
63/62	3/2	BUF	0	0	0	0	18	17:21	-	-	0	0	3	E		
64/	3/4	@NYR	-	-	-	-	-	-	-	-	-	-	-	-	INJ	
65/	3/6	DAL	-	-	-	-	-	-	-	-	-	-	-	-	INJ	
66/	3/7	BOS	-	-	-	-	-	-	-	-	-	-	-	-	INJ	
67/63	3/11	@CAR	1	PP	0	1	0	20	15:28	-	-	5	0	2	E	850TH NHL POINT
68/64	3/12	@NJ	0	0	0	0	17	15:12	-	-	4	0	3	E		
69/65	3/14	@TB	0	0	0	2	18	18:23	-	-	3	0	1	-1		
70/66	3/17	@NJ	0	1	1	0	20	18:09	-	-	2	0	1	-1		
71/67	3/18	@BOS	0	0	0	0	18	17:06	-	-	5	1	1	E		
72/68	3/20	CAR	0	0	0	0	18	14:53	-	-	1	0	1	E		
73/69	3/22	@DET	0	0	0	2	23	16:30	0	1	4	0	2	E		
74/70	3/24	@WAS	1	PP	0	1	0	20	18:52	-	-	3	0	1	-2	
75/71	3/27	PHI	0	0	0	0	19	18:40	0	1	0	0	0	E		
76/72	3/28	TOR	0	0	0	0	17	13:43	0	1	3	0	1	-1		
77/73	3/31	TB	0	0	0	7	17	17:19	2	0	1	0	1	-1		
78/74	4/3	ATL	0	0	0	7	20	15:41	-	-	2	0	2	E		
79/75	4/6	WAS	0	1	1	2	23	18:45	-	-	3	0	3	-3		
80/76	4/8	NYI	2	1PP	1	3	0	18	14:11	-	-	2	0	0	1	
81/77	4/10	@ATL	0	0	0	0	20	16:56	-	-	1	1	0	-1		
82/78	4/11	@NYI	0	0	0	2	19	17:15	-	-	1	0	0	-2		
Second- Half Totals			9	8	17	47	719	17:18	7	6	99	2	40	-15		
Final Totals			21	24	45	75	1531	17:32	14	14	227	13	77	-9		

BRENT JOHNSON • 1

**Position:** G**Catches:** Left**Ht:** 6-3**Wt:** 204**DOB:** 3/12/77**Birthplace:** Farmington, Mich.**Acquired:** Signed as unrestricted free agent on July 21, 2009.

pittsburghpenguins.com/brentjohnson

2010 PLAYOFFS: Saw action in one game with relief duty ... Stopped seven of eight shots faced.

2009-10: Dependable backup netminder made 23 appearances during his first season with Pittsburgh, posting a 10-7-1 overall record, 2.76 goals-against average and .909 save percentage ... Appeared in his 250th NHL game Oct. 30 at Columbus, stopping 29 shots to pick up the victory ... Allowed two or fewer goals in 16 of 23 appearances.

NHL CAREER: Veteran goaltender has played in 270 games in his nine-year career with St. Louis, Phoenix, Washington and Pittsburgh ... Has career record of 121-100-13-13 with a 2.64 goals-against average, .903 save percentage and 13 shutouts ... Played 13 career postseason games, boasting a 5-6 record, 1.84 goals-against average, .929 save percentage and three shutouts ... Was first goaltender in NHL history to record shutouts in his first three career playoff wins ... Became fourth goaltender in NHL history to register three straight shutouts in a playoff series and tied seven others with three shutouts in one playoff series ... Holds St. Louis franchise record for consecutive shutout minutes in the postseason (206:45) ... Originally drafted by Colorado in the fifth round (129th overall) in the 1995 NHL Entry Draft ... Broke into NHL with St. Louis, playing first three-plus seasons with Blues ... Made NHL debut Feb. 16 vs. Vancouver and earned first win Feb. 26 vs. Calgary in 1998-99 season ... Posted career highs in 2001-02 in games played (58), minutes played (3,491), wins (34), saves (1,293) and shutouts (5) ... Posted a Blues' franchise and career-high 10-game winning streak from Jan. 3-23, notching a .910 save percentage and 2.07 GAA over that span ... Traded to Phoenix during 2003-04 season ... Signed with Washington in 2005 and played four years with Capitals ... Played in 100th career game Dec. 23, 2002 vs. Los Angeles, posting a shutout ... Appeared in 200th game March 1, 2007 vs. Tampa Bay ... Made a career-high 49 saves March 29, 2006 at Carolina.

JUNIOR: Played three seasons with Owen Sound of the Ontario Hockey League (OHL), registering 47 wins and two shutouts ... Saw action in 10 playoff games.

PERSONAL: Nickname - "Johnny" ... Supports Athletes Against Autism ... Involved with the Garth Brooks Teammates for Kids Foundation ... Spends time in the offseason playing tennis, golfing and hiking ... Lists football as his favorite sport other than hockey and Peyton Manning as his favorite athlete ... Is an avid music and movie fan ... Lists Led Zeppelin as his favorite band ... Put on his first pair of skates at age four ... Father and grandfather both played in the NHL ... Father, Bob, was a goaltender with St. Louis and Pittsburgh ... Grandfather, Sid Abel, is a Hall of Famer who played 14 seasons with Detroit and Chicago ... Has the initials "SA" and No. 12 on his helmet in honor of his grandfather.

CAREER VS. NHL

	GP	MP	GA	GAA	REC
ANA	9	546	20	2.20	6-3-0
ATL	13	685	28	2.45	8-3-2
BOS	8	447	22	2.95	4-3-1
BUF	10	550	33	3.61	6-4-0
CGY	5	299	10	2.01	3-2-0
CAR	15	773	38	2.95	6-5-2
CHI	12	637	29	2.73	4-6-1
COL	9	497	20	2.41	3-5-0
CBJ	14	861	30	2.09	10-2-2
DAL	6	366	15	2.46	2-3-1
DET	5	283	18	3.82	1-4-0
EDM	7	375	17	2.72	2-3-1
FLA	14	770	30	2.34	8-3-1
LAK	8	480	22	2.75	2-5-1
MIN	9	561	15	1.60	3-3-3
MON	5	254	17	4.03	0-4-0
NSH	8	488	13	1.60	5-2-1
NJD	10	511	20	2.35	1-4-2
NYI	11	649	44	4.04	4-7-0
NYR	6	204	6	1.77	3-0-0
OTT	10	514	18	2.10	6-1-1
PHI	11	559	38	4.08	3-8-0
PHX	10	544	24	2.65	4-4-1
PIT	7	383	15	2.35	2-4-0
SJS	11	643	23	2.15	7-2-1
STL	1	59	4	4.07	0-1-0
TBL	12	737	31	2.52	7-2-3
TOR	8	354	20	3.38	4-3-0
VAN	9	489	23	2.82	3-2-2
WSH	7	351	12	2.05	4-2-0
Totals	270	14,870	655	2.63	121-100-26

CAREER HIGHS

Shots faced: 53, 10/13/07 at BUF**Saves:** 49, 3/29/06 at CAR**Shutouts:** 13, 4/1/06 at OTT**Win streak:** 10, 1/3/02-1/23/02**Shutout streak:** 128:26, 10/29/00-11/11/00



CAREER STATISTICS

YEAR	TEAM	LEAGUE	REGULAR SEASON								PLAYOFFS					
			GP	W	L	T	MIN	GA	SO	GAA	GP	W-L	MIN	GA	SO	GAA
1993-94	Det. Compuware	NAJHL	18	-	-	-	1024	49	1	3.52	--	--	--	--	--	--
1994-95	Owen Sound	OHL	18	3	9	1	904	75	0	4.98	--	--	--	--	--	--
1995-96	Owen Sound	OHL	58	24	28	1	3211	243	1	4.54	6	2-4	371	29	0	4.69
1996-97	Owen Sound	OHL	50	20	28	1	2798	201	1	4.31	4	0-4	253	24	0	5.69
1997-98	Worcester	AHL	42	14	15	7	2240	119	0	3.19	6	3-2	332	19	0	3.43
1998-99	St. Louis	NHL	6	3	2	0	286	10	0	2.10	--	--	--	--	--	--
	Worcester	AHL	49	22	22	4	2925	146	2	2.99	4	1-3	238	12	0	3.02
1999-00	Worcester	AHL	58	24	27	5	3319	161	3	2.91	9	4-5	561	23	1	2.46
2000-01	St. Louis	NHL	31	19	9	2	1744	63	4	2.17	2	0-1	62	2	0	1.94
2001-02	St. Louis	NHL	58	34	20	4	3491	127	5	2.18	10	5-5	590	18	3	1.93
2002-03	St. Louis	NHL	38	16	13	5	2042	84	2	2.47	--	--	--	--	--	--
	Worcester	AHL	2	0	1	1	125	8	0	3.84	--	--	--	--	--	--
2003-04	St. Louis	NHL	10	4	3	1	493	20	1	2.43	--	--	--	--	--	--
	Worcester	AHL	8	2	2	2	365	14	0	2.30	--	--	--	--	--	--
	Phoenix	NHL	8	1	6	1	486	21	0	2.59	--	--	--	--	--	--
2004-05	DID NOT PLAY															
2005-06	Washington	NHL	26	9	12	1	1413	81	1	3.44	--	--	--	--	--	--
2006-07	Washington	NHL	30	6	15	7	1644	99	0	3.61	--	--	--	--	--	--
2007-08	Washington	NHL	19	7	8	2	1032	46	0	2.67	--	--	--	--	--	--
	Hershey	AHL	1	0	1	0	59	3	0	3.04	--	--	--	--	--	--
2008-09	Washington	NHL	21	12	6	2	1131	53	0	2.81	--	--	--	--	--	--
2009-10	PITTSBURGH	NHL	23	10	6	1	1108	51	0	2.76	1	0-0	31	1	0	1.94
NHL TOTALS			270	121	100	26	14870	655	13	2.64	13	5-6	684	20	3	1.84
PITTSBURGH TOTALS			23	10	6	1	1108	51	0	2.76	1	0-0	31	1	0	1.94

1 BRENT JOHNSON • G

GAME # TEAM/ PLAYER	DATE	OPP.	DECISION	GOALS AGAINST	SHOTS FACED	SAVES MADE	MINUTES	SAVE %	GAA	SHOOTOUT			REMARKS
										G	ATT	%	
1/	10/2	NYR	-	-	-	-	-	-	-	-	-	-	DNP
2/	10/3	@NYI	-	-	-	-	-	-	-	-	-	-	DNP
3/1	10/7	PHX	L	2	24	22	59	.917	2.05	-	-	-	
4/	10/8	@PHI	-	-	-	-	-	-	-	-	-	-	DNP
5/	10/10	TOR	-	-	-	-	-	-	-	-	-	-	DNP
6/	10/12	@OTT	-	-	-	-	-	-	-	-	-	-	DNP
7/	10/15	@CAR	-	-	-	-	-	-	-	-	-	-	DNP
8/	10/17	TB	-	-	-	-	-	-	-	-	-	-	DNP
9/	10/20	STL	-	-	-	-	-	-	-	-	-	-	DNP
10/2	10/23	FLA	W	2	29	27	65	.931	1.85	0	3	100	
11/	10/24	NJ	-	-	-	-	-	-	-	-	-	-	DNP
12/	10/28	MON	-	-	-	-	-	-	-	-	-	-	DNP
13/3	10/30	@CBJ	W	3	32	29	65	.906	2.77	0	3	100	
14/	10/31	MIN	-	-	-	-	-	-	-	-	-	-	DNP
15/	11/3	@ANA	-	-	-	-	-	-	-	-	-	-	DNP
16/	11/5	@LA	-	-	-	-	-	-	-	-	-	-	DNP
17/	11/7	@SJ	-	2	21	19	38	1	3	-	-	-	DNP
18/4	11/10	@BOS	-	-	-	-	-	-	-	-	-	-	
19/	11/12	NJ	-	-	-	-	-	-	-	-	-	-	DNP
20/5	11/14	BOS	W	5	33	28	60	.848	5.02	-	-	-	
21/	11/16	ANA	-	-	-	-	-	-	-	-	-	-	DNP
22/6	11/19	@OTT	-	1	7	6	13	.857	4.69	-	-	-	
23/	11/21	@ATL	-	-	-	-	-	-	-	-	-	-	DNP
24/	11/23	@FLA	-	-	-	-	-	-	-	-	-	-	DNP
25/	11/25	MON	-	-	-	-	-	-	-	-	-	-	DNP
26/7	11/27	@NYI	L	3	37	34	59	.919	3.06	-	-	-	
27/	11/28	NYR	-	-	-	-	-	-	-	-	-	-	DNP
28/	11/30	@NYR	-	-	-	-	-	-	-	-	-	-	DNP
29/	12/3	COL	-	-	-	-	-	-	-	-	-	-	DNP
30/	12/5	CHI	-	-	-	-	-	-	-	-	-	-	DNP
31/	12/7	CAR	-	-	-	-	-	-	-	-	-	-	DNP
32/	12/10	@MON	-	-	-	-	-	-	-	-	-	-	DNP
33/8	12/12	FLA	W	2	31	29	61	.935	1.98	-	-	-	
34/	12/15	PHI	-	-	-	-	-	-	-	-	-	-	DNP
35/	12/17	@PHI	-	-	-	-	-	-	-	-	-	-	DNP
36/	12/19	@BUF	-	-	-	-	-	-	-	-	-	-	DNP
37/9	12/21	NJ	L	0	14	14	29	1.00	0	-	-	-	
38/	12/23	OTT	-	-	-	-	-	-	-	-	-	-	DNP
39/	12/27	TOR	-	-	-	-	-	-	-	-	-	-	DNP
40/	12/29	@BUF	-	-	-	-	-	-	-	-	-	-	DNP
41/10	12/30	@NJ	L	1	32	31	59	.969	1.02	-	-	-	
Totals			4-3-0	21	260	239	508	0.919	2.48	0	6	100	

1 BRENT JOHNSON • G

GAME # TEAM/ PLAYER	DATE	OPP.	DECISION	GOALS AGAINST	SHOTS FACED	SAVES MADE	MINUTES	SAVE %	GAA	SHOOTOUT			REMARKS
										G	ATT	%	
42/	1/2	@TB	-	-	-	-	-	-	-	-	-	-	DNP
43/	1/3	@FLA	-	-	-	-	-	-	-	-	-	-	DNP
44/11	1/5	ATL	W	2	33	31	60	.939	2.01	-	-	-	
45/12	1/7	PHI	L	2	15	13	37	.867	3.22	-	-	-	
46/	1/9	@TOR	-	-	-	-	-	-	-	-	-	-	DNP
47/	1/11	@MIN	-	-	-	-	-	-	-	-	-	-	INJ
48/	1/13	@CGY	-	-	-	-	-	-	-	-	-	-	INJ
49/	1/14	@EDM	-	-	-	-	-	-	-	-	-	-	INJ
50/	1/16	@VAN	-	-	-	-	-	-	-	-	-	-	INJ
51/13	1/19	NYI	W	4	35	31	60	.886	4.00	-	-	-	
52/14	1/21	WAS	L	5	33	28	59	.848	5.09	-	-	-	
53/15	1/24	@PHI	W	1	28	27	60	.964	1.00	-	-	-	
54/	1/25	@NYR	-	-	-	-	-	-	-	-	-	-	DNP
55/	1/28	OTT	-	-	-	-	-	-	-	-	-	-	DNP
56/	1/31	DET	-	-	-	-	-	-	-	-	-	-	DNP
57/	2/1	BUF	-	-	-	-	-	-	-	-	-	-	DNP
58/16	2/6	@MON	-	1	4	3	13	.750	4.71	-	-	-	DNP
59/	2/7	@WAS	-	-	-	-	-	-	-	-	-	-	DNP
60/	2/10	NYI	-	-	-	-	-	-	-	-	-	-	DNP
61/17	2/12	NYR	-	2	22	20	36	.909	3.33	-	-	-	DNP
62/	2/14	NAS	-	-	-	-	-	-	-	-	-	-	DNP
63/18	3/2	BUF	W	2	28	26	60	.929	2.00	-	-	-	
64/19	3/4	@NYR	W	0	4	4	31	1.00	0.00	-	-	-	
65/	3/6	DAL	-	-	-	-	-	-	-	-	-	-	DNP
66/	3/7	BOS	-	-	-	-	-	-	-	-	-	-	DNP
67/20	3/11	@CAR	L (OT)	4	21	17	60	.810	3.97	-	-	-	
68/	3/12	@NJ	-	-	-	-	-	-	-	-	-	-	DNP
69/	3/14	@TB	-	-	-	-	-	-	-	-	-	-	DNP
70/21	3/17	@NJ	-	0	5	5	29	1.00	0.00	-	-	-	
71/	3/18	@BOS	-	-	-	-	-	-	-	-	-	-	DNP
72/	3/20	CAR	-	-	-	-	-	-	-	-	-	-	DNP
73/	3/22	@DET	-	-	-	-	-	-	-	-	-	-	DNP
74/	3/24	@WAS	-	-	-	-	-	-	-	-	-	-	DNP
75/	3/27	PHI	-	-	-	-	-	-	-	-	-	-	DNP
76/	3/28	TOR	-	-	-	-	-	-	-	-	-	-	DNP
77/	3/31	TB	-	-	-	-	-	-	-	-	-	-	DNP
78/	4/3	ATL	-	-	-	-	-	-	-	-	-	-	DNP
79/22	4/6	WAS	L	2	15	13	32	.867	3.78	-	-	-	
80/	4/8	NYI	-	-	-	-	-	-	-	-	-	-	
81/	4/10	@ATL	-	-	-	-	-	-	-	-	-	-	DNP
82/23	4/11	@NYI	W	5	38	33	64	.868	4.68	-	-	-	
Season Totals			10-6-1	51	541	490	505	0.905	2.65	0	6	100	

TYLER KENNEDY • 48



Position: C
Shoots: Left
Ht: 5-11
Wt: 183



DOB: 7/15/86

Birthplace: Sault Ste. Marie, ON

Acquired: Drafted by Penguins in the fourth round (99th overall) in the 2004 Entry Draft.

pittsburghpenguins.com/tylerkennedy

2010 PLAYOFFS: Appeared in 10 games ... Missed three games with a lower-body injury.

2009-10: Finished the season with 25 points (13+12), the second-highest point total of his career ... Hit double-digits in goals for the third consecutive season ... Tied a career high with four game-winning goals ... Ranked fourth on team with a plus-10 rating while being used in a shutdown role against opposing teams' top lines ... Missed 14 of 15 games with a groin injury between Oct. 25-Nov. 27 ... Prior to the injury he had five goals and six points the first 11 games of the season, including three game-winning goals ... Tied a single-game career high with two goals Oct. 12 at Ottawa ... Matched his single-game career high with two assists Nov. 3 at Anaheim and Jan. 5 vs. Atlanta.

NHL CAREER: Gritty winger has 79 points (38+41) and a plus-27 rating in three NHL seasons ... Totaled 13 postseason points (5+8) in 54 career games ... During the 2009 postseason he scored three game-winning goals, including the winning tally in Game 6 of the Stanley Cup Final ... In regular season, set new single-season career highs in games played (67), goals (15), assists (20), points (35) and plus-minus rating (+15) ... Played in 100th game Feb. 21, 2009 at Philadelphia ... Had 10 goals and 19 points in 55 games as NHL rookie in 2007-08 ... Scored first NHL goal Nov. 3 vs. NY Islanders but had to wait to have it confirmed by video replay ... Had first NHL assist and first multiple-point game Nov. 24 vs. Atlanta (0+2) ... Four of his 10 goals were game-winners, tying for third on team ... Recorded three points Dec. 15 vs. NY Islanders (1+2) and again March 12 vs. Buffalo (1+2) ... Made NHL debut Oct. 27, 2007 vs. Montreal, at age 21 ... Selected to play in YoungStars game at NHL All-Star weekend but could not participate because of illness ... Recorded first career playoff point with assist in Game 3 vs. Ottawa in 2008 postseason.

JUNIOR: Played four seasons for hometown Sault Ste. Marie Greyhounds of Ontario Hockey League, scoring 64 goals and adding 120 assists for 184 points in 249 career games ... Led Greyhounds in scoring as 19-year-old in 2005-06, recording 70 points (22+48) in 64 games ... Was team's No. 2 scorer in 2004-05 with 57 points (21+36) ... Was team rookie of the year in 2002-03.

PERSONAL: Nickname – "TK" ... Lists Scotiabank Place as favorite road arena and Vancouver as favorite city on the road ... Other favorites include: vacation spot – Trout Lake or Mile 67 Cabin; band – Hank Williams Jr.; food – Italian; restaurant – Fratelli's Italian Restaurant; movie – Shooter and Nitro Circus ... Fishing is his favorite sport besides hockey ... Would like to meet Travis Pastrana ... Signed through 2010-11.

CAREER VS. NHL

	GP	G	A	PTS	PIM
ANA	2	0	2	2	0
ATL	8	1	6	7	4
BOS	7	1	1	2	0
BUF	10	2	6	8	2
CGY	3	1	0	1	0
CAR	7	1	2	3	2
CHI	2	0	1	1	2
COL	3	0	0	0	0
CBJ	2	0	0	0	0
DAL	3	1	0	1	2
DET	4	0	0	0	0
EDM	3	1	0	1	2
FLA	11	4	2	6	4
LAK	1	1	0	1	0
MIN	3	0	0	0	2
MON	6	0	0	0	4
NSH	2	0	2	2	0
NJD	12	0	1	1	0
NYI	17	6	6	12	16
NYR	17	3	2	5	21
OTT	9	7	0	7	6
PHI	15	3	2	5	4
PHX	3	1	0	1	0
PIT	-	-	-	-	-
SJS	3	0	0	0	0
STL	2	2	1	3	0
TBL	10	0	2	2	0
TOR	8	3	1	4	7
VAN	3	0	2	2	6
WSH	10	0	2	2	12
Totals	186	38	41	79	96

CAREER HIGHS

Goals: 2 (4 times), 10/12/10 at OTT

Assists: 2 (5 times), 1/5/10 vs. ATL

Points: 3 (2 times), 3/12/08 vs. BUF (1+2)

SOG: 7 (1 time), 11/29/08 at NJ

PIM: 12 (1 time), 12/18/07 at NYR



CAREER STATISTICS

YEAR	TEAM	LEAGUE	REGULAR SEASON										PLAYOFFS				
			GP	G	A	PTS	PIM	+/-	PP	SH	GW	S	GP	G	A	PTS	PIM
2002-03	S. Ste. Marie	OHL	61	5	10	15	33	--	--	--	--	--	4	0	0	0	0
2003-04	S. Ste. Marie	OHL	63	16	26	42	28	--	--	--	--	--	--	--	--	--	--
2004-05	S. Ste. Marie	OHL	61	21	36	57	37	--	--	--	--	--	4	1	3	4	4
2005-06	S. Ste. Marie	OHL	64	22	48	70	60	--	--	--	--	--	4	1	2	3	2
2006-07	Wilkes-Barre	AHL	40	12	25	37	20	15	5	0	0	116	--	--	--	--	--
2007-08	PITTSBURGH	NHL	55	10	9	19	35	2	1	0	4	104	20	0	4	4	13
	Wilkes-Barre	AHL	10	5	4	9	10	2	1	0	2	26	--	--	--	--	--
2008-09	PITTSBURGH	NHL	67	15	20	35	30	15	0	0	3	171	24	5	4	9	4
2009-10	PITTSBURGH	NHL	64	13	12	25	31	10	1	0	4	175	10	0	0	0	0
PIT/NHL TOTALS			186	38	41	79	96	27	2	0	11	450	54	5	8	13	17


48 TYLER KENNEDY • C

GAME # TEAM/ PLAYER	DATE	OPP.	G	A	P	PIM	SHIFTS	TOI	F/O WON	F/O LOST	SHOTS	B/S	Hits	+/-	REMARKS
1/1	10/2	NYR	1	0	1	0	16	13:36	-	-	4	0	2	1	GWG
2/2	10/3	@NYI	0	0	0	0	15	13:50	-	-	3	0	0	1	
3/3	10/7	PHX	0	0	0	0	15	12:16	0	1	1	0	0	E	
4/4	10/8	@PHI	1	0	1	0	16	12:23	0	1	3	0	0	1	GWG
5/5	10/10	TOR	0	1	1	0	17	13:39	2	2	1	0	2	E	
6/6	10/12	@OTT	2	0	2	4	15	12:04	-	-	6	0	0	2	GWG
7/7	10/14	@CAR	0	0	0	0	16	12:42	-	-	4	0	1	E	
8/8	10/17	TB	0	0	0	0	14	10:53	1	1	4	0	0	E	
9/9	10/20	STL	1	0	1	0	17	11:16	0	1	3	0	1	1	
10/10	10/23	FLA	0	0	0	0	16	12:40	1	1	3	0	1	E	
11/11	10/24	NJ	0	0	0	0	14	12:17	-	-	6	0	1	-1	
12/	10/28	MON	-	-	-	-	-	-	-	-	-	-	-	-	INJ
13/	10/30	@CBJ	-	-	-	-	-	-	-	-	-	-	-	-	INJ
14/	10/31	MIN	-	-	-	-	-	-	-	-	-	-	-	-	INJ
15/12	11/3	@ANA	0	2	2	0	19	13:18	-	-	3	0	0	3	
16/	11/5	@LA	-	-	-	-	-	-	-	-	-	-	-	-	INJ
17/	11/7	@SJ	-	-	-	-	-	-	-	-	-	-	-	-	INJ
18/	11/10	@BOS	-	-	-	-	-	-	-	-	-	-	-	-	INJ
19/	11/12	NJ	-	-	-	-	-	-	-	-	-	-	-	-	INJ
20/	11/14	BOS	-	-	-	-	-	-	-	-	-	-	-	-	INJ
21/	11/16	ANA	-	-	-	-	-	-	-	-	-	-	-	-	INJ
22/	11/19	@OTT	-	-	-	-	-	-	-	-	-	-	-	-	INJ
23/	11/21	@ATL	-	-	-	-	-	-	-	-	-	-	-	-	INJ
24/	11/23	@FLA	-	-	-	-	-	-	-	-	-	-	-	-	INJ
25/	11/25	MON	-	-	-	-	-	-	-	-	-	-	-	-	INJ
26/	11/27	@NYI	-	-	-	-	-	-	-	-	-	-	-	-	INJ
27/13	11/28	NYR	1	PP	0	1	0	17	13:20	-	-	4	0	1	-2
28/14	11/30	@NYR	0	0	0	0	0	19	13:42	-	-	5	0	1	1
29/15	12/3	COL	0	0	0	0	0	17	14:31	-	-	5	0	1	E
30/16	12/5	CHI	0	0	0	0	0	21	15:29	1	1	5	0	1	-1
31/17	12/7	CAR	0	0	0	0	0	14	10:53	-	-	3	0	2	-1
32/18	12/10	@MON	0	0	0	0	0	19	13:03	-	-	5	0	1	1
33/19	12/12	FLA	0	0	0	0	0	17	12:00	1	1	2	2	1	E
34/20	12/15	PHI	0	0	0	0	0	17	12:22	-	-	1	0	1	E
35/21	12/17	@PHI	0	0	0	2	21	15:22	1	0	2	0	1	-1	
36/22	12/19	@BUF	0	0	0	0	0	14	11:53	1	0	3	0	0	E
37/23	12/21	NJ	0	0	0	0	0	14	11:45	-	-	4	0	2	-2
38/24	12/23	OTT	0	0	0	2	16	12:23	-	-	3	0	0	2	
39/	12/27	TOR	-	-	-	-	-	-	-	-	-	-	-	-	DND
40/25	12/29	@BUF	0	1	1	0	0	16	13:45	-	-	2	0	1	E
41/26	12/30	@NJ	0	0	0	0	0	16	12:31	-	-	3	0	0	E
Half- Season Totals			6	4	10	8	428	12:50	8	9	88	2	21	5	

48 TYLER KENNEDY • C

GAME # TEAM/ PLAYER	DATE	OPP.	G	A	P	PIM	SHIFTS	TOI	F/O WON	F/O LOST	SHOTS	B/S	Hits	+/-	REMARKS
42/27	1/2	@TB	0	0	0	0	15	11:28	-	-	0	0	1	E	
43/28	1/3	@FLA	1	0	1	0	17	11:40	1	0	4	1	0	-1	
44/29	1/5	ATL	0	2	2	0	17	15:15	0	1	2	0	1	3	
45/30	1/7	PHI	0	0	0	0	22	16:56	-	-	3	1	1	-1	
46/31	1/9	@TOR	0	0	0	0	15	12:52	1	1	2	0	0	E	
47/32	1/11	@MIN	0	0	0	0	16	13:15	0	1	6	1	1	E	
48/33	1/13	@CGY	1	0	1	0	16	14:25	0	1	4	0	2	1	
49/34	1/14	@EDM	1	0	1	0	19	16:06	-	-	1	0	0	1	
50/35	1/16	@VAN	0	1	1	2	15	14:19	0	1	3	0	0	1	
51/36	1/19	NYI	0	0	0	0	15	13:00	-	-	4	0	0	-1	
52/37	1/21	WAS	0	0	0	0	17	15:06	-	-	4	0	2	-1	
53/38	1/24	@PHI	0	0	0	0	16	11:27	1	2	0	1	0	E	
54/39	1/25	@NYR	0	0	0	0	17	13:37	0	2	3	0	2	E	
55/	1/28	OTT	-	-	-	-	-	-	-	-	-	-	-	-	INJ
56/40	1/31	DET	0	0	0	0	16	12:01	1	2	4	0	2	E	
57/41	2/1	BUF	0	1	1	0	16	14:11	-	-	1	3	2	1	
58/42	2/6	@MON	0	0	0	0	13	10:23	-	-	2	1	1	E	
59/43	2/7	@WAS	0	1	1	10	14	09:36	-	-	2	0	1	E	
60/44	2/10	NYI	0	0	0	5	17	11:28	0	1	2	0	3	-1	
61/45	2/12	NYR	0	0	0	0	17	13:37	0	1	3	0	1	E	
62/46	2/14	NAS	0	1	1	0	15	09:47	1	0	2	0	2	1	
63/47	3/2	BUF	0	1	1	0	15	10:45	-	-	2	0	0	1	
64/48	3/4	@NYR	0	0	0	0	16	11:59	-	-	0	1	2	E	
65/49	3/6	DAL	0	0	0	2	15	11:30	-	-	3	0	2	2	
66/50	3/7	BOS	0	0	0	0	14	12:25	0	1	3	0	0	1	
67/	3/11	@CAR	-	-	-	-	-	-	-	-	-	-	-	-	DND
68/	3/12	@NJ	-	-	-	-	-	-	-	-	-	-	-	-	DND
69/51	3/14	@TB	0	0	0	0	14	10:56	1	1	1	0	0	E	
70/52	3/17	@NJ	0	0	0	0	13	10:11	3	2	3	0	1	-3	
71/53	3/18	@BOS	1	0	1	0	14	10:27	2	0	3	0	0	1	GWG
72/54	3/20	CAR	0	0	0	2	15	11:33	-	-	1	1	2	-1	
73/55	3/22	@DET	0	0	0	0	16	11:41	2	4	0	0	2	E	
74/56	3/24	@WAS	0	0	0	0	17	12:36	2	2	3	0	3	-1	
75/57	3/27	PHI	0	0	0	0	14	10:08	1	3	0	0	0	E	
76/58	3/28	TOR	1	0	1	0	16	13:34	1	0	3	0	5	2	
77/59	3/31	TB	0	0	0	0	14	09:39	-	-	1	0	1	E	
78/60	4/3	ATL	1	0	1	0	18	13:01	0	1	2	0	4	E	
79/61	4/6	WAS	0	0	0	0	18	15:02	-	-	2	0	1	-2	
80/62	4/8	NYI	1	1	2	0	14	11:04	1	0	2	0	0	2	
81/63	4/10	@ATL	0	0	0	2	15	12:52	0	1	4	0	1	E	
82/64	4/11	@NYI	0	0	0	0	17	11:32	1	0	2	0	0	E	
Second- Half Totals			7	8	15	23	600	12:24	19	28	87	10	46	5	
Final Totals			13	12	25	31	1028	12:35	27	37	175	12	67	10	

CHRIS KUNITZ • 14

**Position:** LW**Shoots:** Left**Ht:** 6-0**Wt:** 193**DOB:** 9/26/79**Birthplace:** Regina, SK, Canada**Acquired:** Acquired from Anaheim with Eric Tangradi for Ryan Whitney on Feb. 26, 2009.

pittsburghpenguins.com/chriskunitz

2010 PLAYOFFS: Finished third (tied) on team in scoring with 11 points (4+7) in 13 contests ... Tied a single-game high with three points (1+2) in Game 4 of quarterfinals series against Ottawa ... Physical winger tied for team lead with 50 hits ... Third on team with 38 shots.

2009-10: Notched 32 points (13+19) in 50 games (.64 points per game) during his full season with the Penguins ... His .64 points per game ranked fourth on the team ... Hit double digits in goals for a fifth consecutive season despite missing 32 games with various injuries ... Surpassed the 30-point mark for the fifth straight season ... Tied a franchise record by recording four points (1+3) during the second period Dec. 23 vs. Ottawa; his three assists and four points in that contest also tied personal single-game highs ... Missed 12 games Nov. 14-Dec.10 with a hip injury and 15 games from Jan. 5-Feb. 6 with an abdominal tear ... Picked up 12 points (7+5) in 20 games upon returning from abdominal surgery Feb. 7 ... Scored a season-high two goals Feb. 10 vs. NY Islanders in his second game back ... Scored his 100th career goal March 22 at Detroit ... Finished eighth on the team with 112 hits despite playing in only 50 contests ... Has posted 50 points (20+30) in 70 career games with the Penguins.

NHL CAREER: Accumulated 242 points on 101 goals and 141 assists, 31 power-play goals and a plus-63 rating in 385 career games in stints with Anaheim, Atlanta and Pittsburgh ... Set new career high with 14 points and 13 assists in 24 playoff games to win his second career Stanley Cup with Pittsburgh in 2009 ... During regular season, accumulated 53 points on 23 goals and 30 assists, and a plus-12 rating in 82 games with Pittsburgh and Anaheim ... Made his Penguins debut Feb. 27 at Chicago, posting two points (1+1) ... Recorded a point in 12 of 20 games with the Penguins, totaling seven goals and 11 assists for 18 points ... Tied a personal high with a five-game scoring streak (4+3) from Feb. 21-March 3 ... Posted career highs with 25 goals and 60 points in 81 games with Anaheim in 2006-07, helping the team win its first Stanley Cup ... Produced 41 postseason points (9+32) in 72 career games ... Originally signed with Ducks as an undrafted free agent on April 1, 2003.

COLLEGE: Scored 99 goals and 76 assists for 175 points in 152 games over four seasons (1999-03) at Ferris State ... Netted 35 goals, 44 assists, 79 points, a plus-47 rating and was a finalist for the Hobey Baker Award during senior campaign ... First Ferris State player to be named Central Collegiate Hockey Association's (CCHA) Player of the Year after leading Bulldogs to school's first-ever regular season CCHA Championship Title (22-5-1 league record).

PERSONAL: Enjoys watching Entourage, Prison Break and anything on the Discovery Channel ... Lists Garth Brooks' fire relief benefit concert during 2008 All-Star break as the best concert he's ever attended ... Traveled to the Bahamas where he and his wife, Maureen, swam with sharks and sting-rays ... Spends offseason in Chicago where he donates his time speaking to children at the Mid Town Boys Club ... Married Maureen in July of 2008 and honeymooned in Bora Bora ... The couple had their first child, Zachary James, on April 15, 2009 ... Signed through the 2011-12 season.

CAREER VS. NHL

	GP	G	A	PTS	PIM
ANA	1	0	0	0	2
ATL	5	1	1	2	2
BOS	6	3	1	4	0
BUF	7	4	1	5	2
CGY	19	2	8	10	12
CAR	9	0	2	2	4
CHI	15	6	5	11	29
COL	14	1	9	10	20
CBJ	18	3	7	10	16
DAL	29	7	7	14	42
DET	17	4	5	9	18
EDM	15	4	5	9	22
FLA	9	1	2	3	7
LAK	35	11	11	22	24
MIN	15	1	5	6	12
MON	6	3	4	7	10
NSH	15	6	11	17	13
NJD	10	4	3	7	4
NYI	6	2	1	3	0
NYR	9	3	3	6	10
OTT	6	2	5	7	6
PHI	8	2	4	6	12
PHX	28	9	11	20	28
PIT	3	3	1	4	2
SJS	28	6	8	14	10
STL	16	7	6	13	15
TBL	9	3	3	6	6
TOR	6	1	2	3	8
VAN	15	2	7	9	12
WSH	6	0	3	3	6
Totals	385	101	141	242	354

CAREER HIGHS

Goals: 3 (1 time), 11/19/06 vs. PHX**Assists:** 3 (4 times), 12/23/09 vs. OTT**Points:** 4 (5 times), 12/23/09 vs. OTT (1+3)**SOG:** 8 (1 time), 2/4/04 vs. CAR**PIM:** 27 (1 time), 3/16/07 vs. CHI**Hat Tricks:** 1, 11/19/06 vs. PHX



CAREER STATISTICS

YEAR	TEAM	LEAGUE	REGULAR SEASON										PLAYOFFS					
			GP	G	A	PTS	PIM	+/-	PP	SH	GW	S	GP	G	A	PTS	PIM	
1999-00	Ferris State	CCHA	38	20	9	29	70	--	--	--	--	--	--	--	--	--	--	--
2000-01	Ferris State	CCHA	37	16	13	29	81	--	--	--	--	--	--	--	--	--	--	--
2001-02	Ferris State	CCHA	35	28	10	38	68	--	--	--	--	--	--	--	--	--	--	--
2002-03	Ferris State	CCHA	42	35	44	79	56	--	--	--	--	--	--	--	--	--	--	--
2003-04	Anaheim	NHL	21	0	6	6	12	1	0	0	0	31	--	--	--	--	--	--
	Cincinnati	AHL	59	19	22	41	69	19	5	1	2	--	9	3	2	5	24	
2004-05	Cincinnati	AHL	54	22	17	39	71	13	10	2	6	--	12	1	7	8	20	
2005-06	Atlanta	NHL	2	0	0	0	2	-3	0	0	0	0	--	--	--	--	--	--
	Anaheim	NHL	67	19	22	41	69	19	5	1	2	149	16	3	5	8	8	
	Portland	AHL	5	0	4	4	12	1	0	0	0	--	--	--	--	--	--	--
2006-07	Anaheim	NHL	81	25	35	60	81	23	11	0	5	180	13	1	5	6	19	
2007-08	Anaheim	NHL	82	21	29	50	80	8	7	1	6	196	6	0	2	2	8	
	Canada	WC	9	2	5	7	4	--	--	--	--	--	--	--	--	--	--	--
2008-09	Anaheim	NHL	62	16	19	35	55	9	3	0	2	139	--	--	--	--	--	--
	PITTSBURGH	NHL	20	7	11	18	16	3	3	0	1	39	24	1	13	14	19	
2009-10	PITTSBURGH	NHL	50	13	19	32	39	3	2	1	0	131	13	4	7	11	8	
NHL TOTALS			385	101	141	242	354	63	31	3	16	865	72	9	32	41	62	
PITTSBURGH TOTALS			70	20	30	50	55	6	5	1	1	170	37	5	20	25	27	

14 CHRIS KUNTIZ • LW

GAME # TEAM/ PLAYER	DATE	OPP.	G	A	P	PIM	SHIFTS	TOI	F/O WON	F/O LOST	SHOTS	B/S	Hits	+/-	REMARKS	
1/1	10/2	NYR	0	0	0	0	20	15:42	-	-	1	0	6	1		
2/2	10/3	@NYI	0	0	0	0	23	18:26	1	1	1	0	3	E		
3/3	10/7	PHX	0	0	0	2	15	13:31	-	-	2	0	2	-1		
4/4	10/8	@PHI	0	1	1	12	22	16:30	-	-	2	1	1	1		
5/5	10/10	TOR	0	1	PP	1	0	18	17:13	-	-	2	0	1	E	
6/6	10/12	@OTT	0	1	1	0	20	16:09	-	-	2	0	2	1		
7/7	10/14	@CAR	0	1	1	2	21	17:50	-	-	3	0	6	-1		
8/8	10/17	TB	0	0	0	0	18	15:54	-	-	2	0	0	1		
9/9	10/20	STL	0	1	1	0	17	15:28	-	-	2	0	1	1		
10/10	10/23	FLA	0	0	0	5	21	17:31	-	-	4	1	3	E		
11/11	10/24	NJ	0	0	0	0	20	17:39	0	1	4	1	3	-1		
12/12	10/28	MON	1	PP	3	4	0	19	15:50	-	-	2	0	1	3	CAREER-HIGH 4 POINTS
13/13	10/30	@CBJ	1	SH	1	2	0	27	19:25	-	-	5	0	3	2	
14/14	10/31	MIN	0	0	0	0	22	21:41	0	1	2	0	4	-1		
15/15	11/3	@ANA	0	0	0	2	21	20:11	-	-	0	1	3	-1		
16/16	11/5	@LA	1	0	1	2	21	18:26	-	-	6	0	1	-1		
17/17	11/7	@SJ	0	0	0	0	22	18:29	-	-	6	0	0	-1		
18/18	11/10	@BOS	0	0	0	0	22	18:08	-	-	2	1	0	-2		
19/19	11/12	NJ	0	0	0	0	20	16:38	1	0	0	0	4	-1		
20/	11/14	BOS	-	-	-	-	-	-	-	-	-	-	-	-	INJ	
21/	11/16	ANA	-	-	-	-	-	-	-	-	-	-	-	-	INJ	
22/	11/19	@OTT	-	-	-	-	-	-	-	-	-	-	-	-	INJ	
23/	11/21	@ATL	-	-	-	-	-	-	-	-	-	-	-	-	INJ	
24/	11/23	@FLA	-	-	-	-	-	-	-	-	-	-	-	-	INJ	
25/	11/25	MON	-	-	-	-	-	-	-	-	-	-	-	-	INJ	
26/	11/27	@NYI	-	-	-	-	-	-	-	-	-	-	-	-	INJ	
27/	11/28	NYR	-	-	-	-	-	-	-	-	-	-	-	-	INJ	
28/	11/30	@NYR	-	-	-	-	-	-	-	-	-	-	-	-	INJ	
29/	12/3	COL	-	-	-	-	-	-	-	-	-	-	-	-	INJ	
30/	12/5	CHI	-	-	-	-	-	-	-	-	-	-	-	-	INJ	
31/	12/7	CAR	-	-	-	-	-	-	-	-	-	-	-	-	INJ	
32/	12/10	@MON	-	-	-	-	-	-	-	-	-	-	-	-	INJ	
33/20	12/12	FLA	0	0	0	2	19	14:14	-	-	2	1	2	E		
34/21	12/15	PHI	0	0	0	0	20	15:15	0	1	3	1	3	1		
35/22	12/17	@PHI	0	2	2PP	2	0	24	18:59	-	-	1	0	2	E	
36/23	12/19	@BUF	1	0	1	0	17	17:08	-	-	5	0	1	1		
37/24	12/21	NJ	0	0	0	0	19	18:38	-	-	4	0	4	E		
38/25	12/23	OTT	1	3	2PP	4	0	13	11:06	-	-	2	0	1	1	CAREER-HIGH 4 POINTS
39/26	12/27	TOR	0	0	0	2	17	14:25	-	-	3	0	4	-1		
40/27	12/29	@BUF	1	0	1	0	20	17:16	-	-	3	0	4	1		
41/28	12/30	@NJ	0	0	0	2	20	15:27	-	-	2	0	0	-2		
Half- Season Totals			6	14	20	31	558	16:54	2	4	73	7	65	1		

14 CHRIS KUNTIZ • LW

GAME # TEAM/ PLAYER	DATE	OPP.	G	A	P	PIM	SHIFTS	TOI	F/O WON	F/O LOST	SHOTS	B/S	Hits	+/-	REMARKS
42/29	1/2	@TB	0	0	0	0	16	16:09	1	0	1	0	1	1	
43/30	1/3	@FLA	0	0	0	0	21	19:21	2	0	0	0	2	-1	
44/	1/5	ATL	-	-	-	-	-	-	-	-	-	-	-	-	INJ - ABD
45/	1/7	PHI	-	-	-	-	-	-	-	-	-	-	-	-	INJ - ABD
46/	1/9	@TOR	-	-	-	-	-	-	-	-	-	-	-	-	INJ - ABD
47/	1/11	@MIN	-	-	-	-	-	-	-	-	-	-	-	-	INJ - ABD
48/	1/13	@CGY	-	-	-	-	-	-	-	-	-	-	-	-	INJ - ABD
49/	1/14	@EDM	-	-	-	-	-	-	-	-	-	-	-	-	INJ - ABD
50/	1/16	@VAN	-	-	-	-	-	-	-	-	-	-	-	-	INJ - ABD
51/	1/19	NYI	-	-	-	-	-	-	-	-	-	-	-	-	INJ - ABD
52/	1/21	WAS	-	-	-	-	-	-	-	-	-	-	-	-	INJ - ABD
53/	1/24	@PHI	-	-	-	-	-	-	-	-	-	-	-	-	INJ - ABD
54/	1/25	@NYR	-	-	-	-	-	-	-	-	-	-	-	-	INJ - ABD
55/	1/28	OTT	-	-	-	-	-	-	-	-	-	-	-	-	INJ - ABD
56/	1/31	DET	-	-	-	-	-	-	-	-	-	-	-	-	INJ - ABD
57/	2/1	BUF	-	-	-	-	-	-	-	-	-	-	-	-	INJ - ABD
58/	2/6	@MON	-	-	-	-	-	-	-	-	-	-	-	-	INJ - ABD
59/31	2/7	@WAS	0	0	0	2	20	13:03	-	-	0	0	0	-1	
60/32	2/10	NYI	2	0	2	0	20	17:18	0	1	4	0	3	2	
61/33	2/12	NYR	0	0	0	0	21	18:37	-	-	0	2	4	E	
62/34	2/14	NAS	0	0	0	2	21	16:32	-	-	3	1	3	1	
63/35	3/2	BUF	0	0	0	0	15	14:33	-	-	3	1	7	E	
64/36	3/4	@NYR	1	PP	2	3	0	23	19:00	-	-	5	0	6	2
65/37	3/6	DAL	1	1	2	0	19	13:39	-	-	4	0	1	1	
66/38	3/7	BOS	0	0	0	0	20	17:10	-	-	6	1	0	E	
67/39	3/11	@CAR	0	0	0	0	20	16:46	-	-	3	0	1	E	
68/40	3/12	@NJ	0	1	1	2	18	14:50	-	-	3	1	1	-1	
69/41	3/14	@TB	0	0	0	0	16	12:59	1	0	3	0	1	E	
70/42	3/17	@NJ	1	0	1	0	21	18:41	-	-	4	0	1	-1	
71/43	3/18	@BOS	0	0	0	0	19	18:17	-	-	4	1	0	2	
72/44	3/20	CAR	0	0	0	0	19	15:20	-	-	1	0	3	E	
73/45	3/22	@DET	1	0	1	0	19	13:41	0	1	2	0	5	-1	100TH NHL GOAL
74/46	3/24	@WAS	0	1	1	0	21	20:26	0	1	5	1	2	-1	
75/47	3/27	PHI	1	0	1	0	20	16:29	0	1	4	0	2	1	
76/48	3/28	TOR	0	0	0	0	19	15:05	-	-	2	0	0	-1	
77/49	3/31	TB	0	0	0	2	16	12:17	0	1	1	0	4	-1	
78/50	4/3	ATL	0	0	0	0	11	08:22	-	-	0	0	0	E	
79/	4/6	WAS	-	-	-	-	-	-	-	-	-	-	-	-	INJ
80/	4/8	NYI	-	-	-	-	-	-	-	-	-	-	-	-	INJ
81/	4/10	@ATL	-	-	-	-	-	-	-	-	-	-	-	-	INJ
82/	4/11	@NYI	-	-	-	-	-	-	-	-	-	-	-	-	INJ
Second- Half Totals			7	5	12	8	378	15:51	4	5	58	8	47	2	
Final Totals			13	19	32	39	936	16:26	6	9	131	15	112	3	

JORDAN LEOPOLD • 4



Position: D

Shoots:

Ht: 6-1

Wt: 200

DOB: 08/03/80

Birthplace: Golden Valley, MN

Acquired: From Florida on March 1 for a 2010 second-round draft pick.



pittsburghpenguins.com/jordanleopold

2010 PLAYOFFS: Saw action in eight games ... Missed five contests after suffering a head injury during a collision with Andy Sutton in Game 2 of the quarterfinals series vs. Ottawa ... Made a spirited recovery and returned to the lineup in just over two weeks.

2009-10: Completed his eighth NHL season by posting 26 points (11+15) in 81 games with Florida and Pittsburgh ... Notched a career high 11 goals and surpassed 20 points for the fourth time ... Tallied eight points (4+4) in 20 games with Pittsburgh after being acquired March 1 ... Scored two game-winning overtime goals in final week of the regular season with Pittsburgh ... Made his Penguins debut March 2 vs. Buffalo ... Recorded his first point as a Penguin with an assist March 6 vs. Dallas ... Posted six points (3+3) in a six-game stretch March 24-April 6 ... Had a three-game point streak March 24-28, picking up three assists ... Picked up an assist while appearing in his 400th NHL game as a member of the Panthers Jan. 13 vs. Washington ... Had a three-game point streak for Florida from Jan. 16-19 (1+2).

NHL CAREER: Accumulated 135 career points (40+95) in 436 career games with Calgary, Colorado, Florida and Pittsburgh ... Appeared in all 82 regular games and all 26 playoff contests for the Flames in 2003-04 as the team advanced to the Stanley Cup Final ... Led Calgary defensemen in scoring that season with 33 points (9+24) ... Posted 10 assists and a plus-5 rating during the postseason ... Collected his 100th NHL point with an assist vs. Pittsburgh on Jan. 10, 2009 while playing for Colorado ... Made his first NHL debut on Oct. 19, 2002 at Chicago ... Registered first career point with a goal on Oct. 26, 2002 vs. St. Louis.

INTERNATIONAL: Has competed for the United States at one Olympics, four World Championships and two World Junior Championships ... Finished with one assist in four games while representing the United States at the 2008 World Championships ... Made his Olympic debut for Team USA at the 2006 Winter Olympics in Torino, Italy, where he scored one goal in six games ... Tallied an assist in seven games for the United States at the 2005 World Championships ... Led all USA defensemen in scoring with four points (1+3) at the 2003 IIHF World Championship ... Notched an assist in seven games at the 2002 World Championships for the United States ... Scored three points (1+2) in seven games as a member of the U20 United States Team at the 2000 World Junior Championships ... Had an assist in six games as a member of the U20 United States Team at the 1999 World Junior Championships.

COLLEGE: Spent four seasons at Minnesota, totaling 45 goals, 99 assists and 144 points in 164 career games ... Notched 20 goals and 48 points as a senior in 2002, and was a key contributor to the Golden Gophers NCAA National Championship run ... For his efforts in 2002, was named the Hobey Baker Award winner as the best collegiate hockey player ... During his junior and senior campaigns, he posted 32 goals, 65 assists and 97 points in 86 contests.

PERSONAL: Nickname – “Leo” ... Lists Madison Square Garden as favorite road arena ... Favorite band is the Foo Fighters ... Likes to wake surf during the offseason ... He and his wife, Jamie, have two daughters - Jordyn and Brooke, and one son - Kyle ... Signed through 2009-10.

CAREER VS. NHL

	GP	G	A	PTS	PIM
ANA	17	1	3	4	4
ATL	12	2	3	5	4
BOS	9	2	1	3	4
BUF	7	1	0	1	2
CGY	11	1	2	3	2
CAR	12	1	4	5	8
CHI	20	0	4	4	12
COL	16	3	5	8	4
CBJ	19	2	6	8	10
DAL	22	2	4	6	14
DET	20	1	3	4	16
EDM	28	1	6	7	12
FLA	5	0	1	1	0
LAK	20	2	8	10	4
MIN	25	0	4	4	22
MON	8	1	1	2	8
NSH	21	2	3	5	6
NJD	11	1	1	2	0
NYI	11	3	2	5	6
NYR	9	1	1	2	4
OTT	7	1	3	4	4
PHI	9	1	2	3	4
PHX	18	2	3	5	6
PIT	8	2	1	3	2
SJS	18	1	5	6	8
STL	17	2	6	8	6
TBL	9	1	2	3	2
TOR	12	0	2	2	2
VAN	23	1	7	8	14
WSH	12	2	2	4	0
Totals	436	40	95	135	190

CAREER HIGHS

Goals: 2 (2 times), 4/6/10 vs. WAS

Assists: 3 (1 time), 3/1/08 vs. LA

Points: 3 (2 times), 3/1/08 vs. LA

PIM: 6 (2 times), 10/21/07 at MIN

SOG: 7 (1 time), 12/29/03 vs. MIN




CAREER STATISTICS

YEAR	TEAM	LEAGUE	REGULAR SEASON										PLAYOFFS						
			GP	G	A	PTS	PIM	+/-	PP	SH	GW	S	GP	G	A	PTS	PIM		
1998-99	Minnesota	WCHA	39	7	16	23	20	--	--	--	--	--	--	--	--	--	--	--	--
	United States	WJC	6	0	1	1	0	--	--	--	--	--	--	--	--	--	--	--	--
1999-00	Minnesota	WCHA	39	6	18	24	20	--	--	--	--	--	--	--	--	--	--	--	--
	United States	WJC	7	1	2	3	0	--	--	--	--	--	--	--	--	--	--	--	--
2000-01	Minnesota	WCHA	42	12	37	49	38	--	--	--	--	--	--	--	--	--	--	--	--
2001-02	Minnesota	WCHA	44	20	28	48	28	--	--	--	--	--	--	--	--	--	--	--	--
	United States	WC	7	0	1	1	4	--	--	--	--	--	--	--	--	--	--	--	--
2002-03	Calgary	NHL	58	4	10	14	12	-15	3	0	0	78	--	--	--	--	--	--	--
	Saint John	AHL	3	1	2	3	0	-3	0	0	0	9	--	--	--	--	--	--	--
	United States	WC	6	1	3	4	2	--	--	--	--	--	--	--	--	--	--	--	--
2003-04	Calgary	NHL	82	9	24	33	24	8	6	0	1	138	26	0	10	10	6		
2004-05	United States	WC	7	0	1	1	0	--	--	--	--	--	--	--	--	--	--	--	--
2005-06	Calgary	NHL	74	2	18	20	68	6	2	0	1	87	7	0	1	1	4		
	United States	OLY	6	1	0	1	4	--	--	--	--	--	--	--	--	--	--	--	--
2006-07	Colorado	NHL	15	2	3	5	14	-4	1	1	0	19	--	--	--	--	--	--	--
2007-08	Colorado	NHL	43	5	8	13	20	5	2	0	1	35	7	0	3	3	0		
	United States	WC	4	0	1	1	6	--	--	--	--	--	--	--	--	--	--	--	--
2008-09	Colorado	NHL	64	6	14	20	18	-10	1	0	1	82	--	--	--	--	--	--	--
	Calgary	NHL	19	1	3	4	6	-5	0	0	0	25	6	0	1	1	8		
2009-10	Florida	NHL	61	7	11	18	22	-7	1	0	1	69	--	--	--	--	--	--	--
	PITTSBURGH	NHL	20	4	4	8	6	5	0	0	2	26	8	0	0	0	2		
NHL TOTALS			436	40	95	135	190	-17	16	1	7	559	54	0	15	15	20		
PITTSBURGH TOTALS			20	4	4	8	6	5	0	0	2	26	8	0	0	0	2		

4 JORDAN LEOPOLD • D

GAME # TEAM/ PLAYER	DATE	OPP.	G	A	P	PIM	SHIFTS	TOI	F/O WON	F/O LOST	SHOTS	B/S	Hits	+/-	REMARKS
42/	1/2	@TB	-	-	-	-	-	-	-	-	-	-	-	-	FLA
43/	1/3	@FLA	-	-	-	-	-	-	-	-	-	-	-	-	FLA
44/	1/5	ATL	-	-	-	-	-	-	-	-	-	-	-	-	FLA
45/	1/7	PHI	-	-	-	-	-	-	-	-	-	-	-	-	FLA
46/	1/9	@TOR	-	-	-	-	-	-	-	-	-	-	-	-	FLA
47/	1/11	@MIN	-	-	-	-	-	-	-	-	-	-	-	-	FLA
48/	1/13	@CGY	-	-	-	-	-	-	-	-	-	-	-	-	FLA
49/	1/14	@EDM	-	-	-	-	-	-	-	-	-	-	-	-	FLA
50/	1/16	@VAN	-	-	-	-	-	-	-	-	-	-	-	-	FLA
51/	1/19	NYI	-	-	-	-	-	-	-	-	-	-	-	-	FLA
52/	1/21	WAS	-	-	-	-	-	-	-	-	-	-	-	-	FLA
53/	1/24	@PHI	-	-	-	-	-	-	-	-	-	-	-	-	FLA
54/	1/25	@NYR	-	-	-	-	-	-	-	-	-	-	-	-	FLA
55/	1/28	OTT	-	-	-	-	-	-	-	-	-	-	-	-	FLA
56/	1/31	DET	-	-	-	-	-	-	-	-	-	-	-	-	FLA
57/	2/1	BUF	-	-	-	-	-	-	-	-	-	-	-	-	FLA
58/	2/6	@MON	-	-	-	-	-	-	-	-	-	-	-	-	FLA
59/	2/7	@WAS	-	-	-	-	-	-	-	-	-	-	-	-	FLA
60/	2/10	NYI	-	-	-	-	-	-	-	-	-	-	-	-	FLA
61/	2/12	NYR	-	-	-	-	-	-	-	-	-	-	-	-	FLA
62/	2/14	NAS	-	-	-	-	-	-	-	-	-	-	-	-	FLA
63/1	3/2	BUF	0	0	0	0	21	16:12	-	-	0	4	0	-1	
64/2	3/4	@NYR	0	0	0	0	25	21:11	-	-	2	0	0	E	
65/3	3/6	DAL	0	1	1	0	28	19:40	-	-	0	2	0	3	
66/4	3/7	BOS	0	0	0	0	25	19:12	-	-	2	2	0	2	
67/5	3/11	@CAR	0	0	0	0	22	20:41	-	-	3	1	0	E	
68/6	3/12	@NJ	0	0	0	0	27	20:06	-	-	0	0	1	1	
69/7	3/14	@TB	0	0	0	0	23	18:42	-	-	0	1	0	E	
70/8	3/17	@NJ	0	0	0	0	23	19:12	-	-	1	0	0	-2	
71/9	3/18	@BOS	0	0	0	2	24	18:04	-	-	0	2	1	E	
72/10	3/20	CAR	0	0	0	0	25	22:02	-	-	0	2	0	E	
73/11	3/22	@DET	0	0	0	0	26	21:43	-	-	0	2	0	E	
74/12	3/24	@WAS	0	1	1	0	28	24:01	-	-	4	1	2	1	
75/13	3/27	PHI	0	1	1	0	26	18:44	-	-	1	1	1	E	
76/14	3/28	TOR	0	1	1	0	28	22:12	-	-	1	5	1	1	
77/15	3/31	TB	0	0	0	2	25	23:10	-	-	1	1	1	E	
78/16	4/3	ATL	1	0	1	2	24	20:14	-	-	4	1	0	E	GWG, 1ST GOAL AS PEN
79/17	4/6	WAS	2	0	2	0	25	20:57	-	-	3	4	0	E	1ST MULTI- GOAL GM OF SEASON
80/18	4/8	NYI	0	0	0	0	27	19:29	-	-	3	0	1	E	
81/19	4/10	@ATL	0	0	0	0	25	20:09	-	-	0	1	0	-1	
82/20	4/11	@NYI	1	0	1	0	28	21:17	-	-	1	1	1	1	GWG
Second- Half Totals			4	4	8	6	505	20:21	-	-	26	31	9	5	
Final Totals			4	4	8	6	505	20:21	-	-	26	31	9	5	

KRIS LETANG • 58



Position: D
Shoots: Right
Ht: 6-0
Wt: 201



DOB: 4/24/87

Birthplace: Montreal, PQ

Acquired: Drafted by Penguins in the third round (62nd overall) of the 2005 Entry Draft.

pittsburghpenguins.com/krisletang

2010 PLAYOFFS: Placed second on team (tied) and paced all blueliners with five goals ... His five tallies tied a franchise postseason high (Larry Murphy, 1991) ... Added two assists for seven points ... Five goals set a new career single-postseason high ... Led team (tied) with four power-play goals ... Scored crucial game-winning goal in Game 2 of quarterfinals series vs. Ottawa to even the series at 1-1 ... Posted five points (3+2) in semifinals series against his hometown Montreal Canadiens ... Was second (tied) on club with 20 blocked shots ... Logged 4:08 power-play minutes per game, second most among team's defensemen.

2009-10: Finished the season with 27 points (3+24) in 73 games ... His 24 assists established a career high ... Ranked third on the team with an average ice time of 21:33 per contest, while seeing extensive action on the power play and penalty killing units ... Second on the team with four shootout goals in 10 attempts ... Signed a four-year contract extension March 30 to remain with the team through the 2013-14 season ... Appeared in his 200th NHL game, collecting two assists, March 6 vs. Dallas ... Led all Penguins defensemen with 174 shots ... Established a career high with nine shots March 28 vs. Toronto.

NHL CAREER: Posted 79 points (21+58) in 217 career games in first three-plus seasons in NHL ... Posted 13 points (4+9) during 2009 postseason, third most in the NHL by a blueliner ... His first career playoff goal came at a critical moment for team in overtime of conference semifinals Game 3 vs. Washington; Letang played through an injury that nearly forced him out of the game; with Pittsburgh trailing the series, 2-0, his overtime tally gave Pittsburgh the victory and new life ... Led all Penguins defensemen in goals (10), assists (23) and points (33) during the 2008-09 regular season ... Recorded a career-high five-game point/assist streak with one assist in all five contests from Nov. 1-13, 2008 ... Played in his second NHL YoungStars Game, this time in his hometown of Montreal ... Promising defenseman played 63 NHL games as a 20-year-old in 2007-08, contributing six goals and 17 points ... Also scored five shootout goals – tops among NHL defensemen ... Three of his shootout goals were game-deciding scores ... Scored on first four career shootout attempts, including back-to-back game-winners at Calgary Dec. 6 and at Vancouver Dec. 8 ... Has 22 postseason points (9+13) in 52 career contests ... Recorded first career playoff point with assist in Game 3 of 2008 semifinals vs. NY Rangers ... Played seven games with Penguins as 19-year-old at start of 2006-07 season, scoring two goals ... Registered first NHL goal Oct. 12, 2006 vs. NY Rangers ... Sidney Crosby (19) and Jordan Staal (18) also scored that night, marking the first time three teenagers had goals in one NHL game since Oct. 17, 1983, when Dave Andreychuk, Paul Cyr and Phil Housley scored for Buffalo.

INTERNATIONAL: Won back-to-back gold medals with Canada at 2006 and 2007 World Junior Championships and was captain of 2007 team ... Named one of Canada's top three players in 2007 tournament ... Tied for second in tournament scoring among defensemen with six points (0+6) in six games ... Also played for Canada at World Under-18 Championships in 2004-05.

JUNIOR: Played three seasons for Val d'Or of the Quebec Major Junior Hockey League ... Was First Team All-Star defenseman in 2006-07 as he led team to QMJHL

CAREER VS. NHL

	GP	G	A	PTS	PIM
ANA	1	1	1	2	0
ATL	11	1	3	4	2
BOS	9	0	2	2	0
BUF	12	2	5	7	6
CGY	3	1	0	1	0
CAR	11	1	2	3	2
CHI	2	0	0	0	0
COL	2	0	0	0	0
CBJ	4	2	0	2	2
DAL	3	1	2	3	2
DET	5	0	1	1	2
EDM	3	1	2	3	2
FLA	11	2	2	4	2
LAK	3	0	1	1	2
MIN	3	0	0	0	4
MON	7	1	0	1	0
NSH	2	0	1	1	0
NJD	16	0	4	4	12
NYI	19	1	5	6	14
NYR	18	3	7	10	13
OTT	11	0	1	1	4
PHI	18	2	8	10	19
PHX	3	1	0	1	0
PIT	-	-	-	-	-
SJS	4	0	0	0	0
STL	2	0	3	3	0
TBL	11	0	2	2	2
TOR	10	0	4	4	4
VAN	3	0	0	0	0
WSH	10	1	2	3	8
Totals	217	21	58	79	102

CAREER HIGHS

Goals: 2 (2 times), 2/6/09 vs. CLB

Assists: 2 (8 times), 3/6/10 vs. DAL

Points: 2 (13 times), 3/6/10 vs. DAL (2A)

SOG: 9 (1 time), 3/28/10 vs. TOR

PIM: 9 (1 time), 1/24/10 at PHI



Finals ... Also won Emile "Butch" Bouchard Trophy as league's best defenseman, Paul Dumont Trophy (best personality) and Kevin Lowe Trophy (top defensive defenseman) ... Played 170 career games with Val d'Or, scoring 52 goals and 152 points.

favorites: vacation spot – Hawaii; food – steak; band – Metallica; movie – The Game ... Wishes he could have met Maurice "The Rocket" Richard ... Signed through 2013-14.

PERSONAL: Nickname – "Tanger" ... Lists the Bell Centre in Montreal as favorite road arena and New York as favorite road city ... Tennis and golf are his favorite sports beside hockey ... Other

CAREER STATISTICS

YEAR	TEAM	LEAGUE	REGULAR SEASON										PLAYOFFS					
			GP	G	A	PTS	PIM	+/-	PP	SH	GW	S	GP	G	A	PTS	PIM	
2004-05	Val d'Or	QMJHL	70	13	19	32	79	--	--	--	--	--	--	--	--	--	--	--
2005-06	Val d'Or	QMJHL	60	25	43	68	156	4	13	1	2	290	5	1	5	6	20	
	Canada	WJC	6	1	2	3	2	5	0	0	1	8	--	--	--	--	--	
2006-07	PITTSBURGH	NHL	7	2	0	2	4	-3	2	0	0	8	--	--	--	--	--	
	Val d'Or	QMJHL	40	14	38	52	74	19	5	2	4	171	19	12	19	31	48	
	Canada	WJC	6	0	6	6	12	4	0	0	0	22	--	--	--	--	--	
2007-08	Wilkes-Barre	AHL	--	--	--	--	--	--	--	--	--	--	1	0	1	1	2	
	PITTSBURGH	NHL	63	6	11	17	23	-1	1	0	3	68	16	0	2	2	12	
2008-09	Wilkes-Barre	AHL	10	1	6	7	4	0	0	0	0	18	--	--	--	--	--	
	PITTSBURGH	NHL	74	10	23	33	24	-7	4	1	3	138	23	4	9	13	26	
2009-10	PITTSBURGH	NHL	73	3	24	27	51	1	0	0	0	174	13	5	2	7	4	
PIT/NHL TOTALS			217	21	58	79	102	-10	7	1	6	388	52	9	13	22	42	


58 KRIS LETANG • D

GAME # TEAM/ PLAYER	DATE	OPP.	G	A	P	PIM	SHIFTS	TOI	F/O WON	F/O LOST	SHOTS	B/S	Hits	+/-	REMARKS
1/1	10/2	NYR	0	1	1	0	23	18:52	-	-	1	4	2	1	
2/2	10/3	@NYI	0	1	1	0	30	20:56	-	-	1	2	3	1	
3/3	10/7	PHX	0	0	0	0	23	22:48	-	-	2	1	2	-1	
4/4	10/8	@PHI	0	1	PP	1	2	20:04	-	-	2	1	0	1	
5/5	10/10	TOR	0	0	0	0	27	19:33	-	-	2	1	3	E	
6/6	10/12	@OTT	0	0	0	2	23	21:07	-	-	3	1	1	2	
7/7	10/14	@CAR	0	0	0	0	26	24:41	-	-	2	0	1	-1	
8/8	10/17	TB	0	0	0	0	21	17:11	-	-	2	0	3	E	
9/9	10/20	STL	0	2	1PP	2	0	21:50	-	-	0	1	2	E	
10/10	10/23	FLA	0	0	0	0	27	24:19	-	-	4	3	2	E	
11/11	10/24	NJ	0	0	0	0	21	25:16	-	-	1	0	3	-1	
12/12	10/28	MON	0	0	0	0	26	23:46	-	-	2	2	0	1	
13/13	10/30	@CBJ	0	0	0	0	30	25:20	-	-	2	0	2	E	
14/14	10/31	MIN	0	0	0	2	28	25:15	-	-	4	1	2	-1	
15/15	11/3	@ANA	1	1	2	0	24	23:46	-	-	3	3	1	E	
16/16	11/5	@LA	0	0	0	0	22	24:49	-	-	3	1	2	E	
17/17	11/7	@SJ	0	0	0	0	5	03:38	-	-	0	0	0	-1	
18/	11/10	@BOS	-	-	-	-	-	-	-	-	-	-	-	-	INJ
19/	11/12	NJ	-	-	-	-	-	-	-	-	-	-	-	-	INJ
20/	11/14	BOS	-	-	-	-	-	-	-	-	-	-	-	-	INJ
21/	11/16	ANA	-	-	-	-	-	-	-	-	-	-	-	-	INJ
22/	11/19	@OTT	-	-	-	-	-	-	-	-	-	-	-	-	INJ
23/	11/21	@ATL	-	-	-	-	-	-	-	-	-	-	-	-	INJ
24/	11/23	@FLA	-	-	-	-	-	-	-	-	-	-	-	-	INJ
25/	11/25	MON	-	-	-	-	-	-	-	-	-	-	-	-	INJ
26/	11/27	@NYI	-	-	-	-	-	-	-	-	-	-	-	-	INJ
27/18	11/28	NYR	0	2	1PP	2	0	18:04	-	-	3	1	0	2	
28/19	11/30	@NYR	0	0	0	0	26	23:55	-	-	4	1	5	1	
29/20	12/3	COL	0	0	0	0	24	22:21	-	-	4	1	3	1	
30/21	12/5	CHI	0	0	0	0	26	22:15	-	-	0	1	7	E	
31/22	12/7	CAR	0	1	1	0	27	24:16	-	-	1	0	0	1	
32/23	12/10	@MON	0	0	0	0	28	22:19	-	-	2	0	3	E	
33/24	12/12	FLA	0	0	0	0	24	18:19	-	-	1	0	2	-1	
34/25	12/15	PHI	0	1	1	0	23	17:49	-	-	5	0	1	2	
35/26	12/17	@PHI	0	0	0	0	27	18:47	-	-	1	1	2	E	
36/27	12/19	@BUF	0	0	0	2	24	20:02	-	-	2	1	1	E	
37/28	12/21	NJ	0	0	0	0	20	20:28	-	-	0	1	0	-1	
38/29	12/23	OTT	0	0	0	0	23	22:13	-	-	3	1	2	E	
39/30	12/27	TOR	0	0	0	0	26	21:23	-	-	0	2	1	E	
40/31	12/29	@BUF	0	1	1	0	20	17:26	-	-	2	1	0	1	
41/32	12/30	@NJ	0	0	0	0	23	18:28	-	-	2	2	0	E	
Half- Season Totals			1	11	12	8	770	20:59	0	0	64	34	56	7	

58 KRIS LETANG • D

GAME # TEAM/ PLAYER	DATE	OPP.	G	A	P	PIM	SHIFTS	TOI	F/O WON	F/O LOST	SHOTS	B/S	Hits	+/-	REMARKS	
42/33	1/2	@TB	0	0	0	2	27	20:24	-	-	4	0	2	E		
43/34	1/3	@FLA	0	0	0	0	25	23:07	-	-	2	0	1	-3		
44/35	1/5	ATL	1	0	1	0	26	24:43	-	-	2	0	4	2		
45/36	1/7	PHI	0	1	1	2	30	23:12	-	-	4	0	4	1		
46/37	1/9	@TOR	0	0	0	2	31	25:18	-	-	2	8	4	E		
47/38	1/11	@MIN	0	0	0	0	29	24:49	-	-	2	0	1	E		
48/39	1/13	@CGY	0	0	0	0	29	20:14	-	-	1	0	1	E		
49/40	1/14	@EDM	0	1	PP	1	0	24	21:10	-	-	3	2	0	1	
50/41	1/16	@VAN	0	0	0	0	28	23:05	-	-	2	4	0	-1		
51/42	1/19	NYI	0	1	1	2	26	19:34	-	-	4	1	0	1		
52/43	1/21	WAS	1	0	1	2	27	20:58	-	-	3	1	2	-1		
53/44	1/24	@PHI	0	0	0	9	24	18:55	-	-	1	1	3	E		
54/45	1/25	@NYR	0	2	1PP	2	0	29	20:38	-	-	3	1	4	-1	50TH CAREER ASSIST
55/46	1/28	OTT	0	0	0	0	23	21:01	-	-	4	0	4	-1		
56/47	1/31	DET	0	0	0	0	28	22:08	-	-	6	3	0	-1		
57/48	2/1	BUF	0	2	2	2	29	24:34	-	-	3	3	0	3		
58/49	2/6	@MON	0	0	0	0	23	19:04	-	-	2	2	0	-3		
59/50	2/7	@WAS	0	0	0	2	32	23:08	-	-	5	2	2	-1		
60/51	2/10	NYI	0	0	0	2	25	21:56	-	-	2	2	0	-1		
61/52	2/12	NYR	0	0	0	0	23	21:41	-	-	4	1	0	E		
62/53	2/14	NAS	0	1	1	0	23	21:23	-	-	1	0	2	1		
63/54	3/2	BUF	0	1	1	2	29	21:28	-	-	3	3	2	E		
64/55	3/4	@NYR	0	0	0	0	26	20:06	-	-	2	3	2	2		
65/56	3/6	DAL	0	2	2	2	25	20:13	-	-	1	0	4	1	200TH NHL GAME	
66/57	3/7	BOS	0	0	0	0	25	20:32	-	-	3	2	2	1		
67/58	3/11	@CAR	0	0	0	0	26	18:54	-	-	0	0	1	-3		
68/59	3/12	@NJ	0	0	0	4	24	23:25	-	-	2	2	3	E		
69/60	3/14	@TB	0	0	0	0	26	22:44	-	-	3	0	1	-1		
70/61	3/17	@NJ	0	1	1	2	21	20:57	-	-	1	2	0	-1		
71/62	3/18	@BOS	0	1	1	0	26	21:35	-	-	3	3	1	2		
72/63	3/20	CAR	0	0	0	0	28	22:39	-	-	2	1	0	-1		
73/64	3/22	@DET	0	0	0	0	24	20:23	-	-	4	3	2	E		
74/65	3/24	@WAS	0	0	0	2	26	24:55	-	-	2	3	2	-1		
75/66	3/27	PHI	0	0	0	0	27	26:11	-	-	5	1	1	1		
76/67	3/28	TOR	0	0	0	2	29	24:31	-	-	9	3	0	E	CAREER HIGH 9 SHOTS	
77/68	3/31	TB	0	0	0	0	27	26:46	-	-	2	0	2	-1		
78/69	4/3	ATL	0	0	0	0	25	21:26	-	-	5	0	3	1		
79/70	4/6	WAS	0	0	0	0	25	20:27	-	-	1	0	0	-3		
80/71	4/8	NYI	0	0	0	2	28	18:51	-	-	1	2	1	1		
81/72	4/10	@ATL	0	0	0	0	25	22:45	-	-	0	2	0	E		
82/73	4/11	@NYI	0	0	0	2	28	22:59	-	-	1	0	0	E		
Second- Half Totals			2	13	15	43	1081	22:01	0	0	110	61	61	-6		
Final Totals			3	24	27	51	1851	21:34	0	0	174	95	117	1		

MARK LETESTU • 38



Position: C
Shoots: Right
Ht: 5-11
Wt: 195
DOB: 2/4/85
Birthplace: Elk Point, AB
Acquired: Signed as free agent on March 22, 2007.



pittsburghpenguins.com/markletestu

2010 PLAYOFFS: Played in four contests for Pittsburgh ... Made his NHL postseason debut in Game 3 at Montreal in semifinals series ... Recorded first career point (an assist) in Game 5 victory over Canadiens.

2009-10: Made his NHL debut, seeing action in 10 games for Pittsburgh ... Recorded his first career NHL goal against Buffalo Feb. 1 ... Completed his third full season with Wilkes-Barre/Scranton (AHL), finishing third on the team with 55 points despite playing only 63 games ... Also placed second on the club in plus-minus rating (+21), third in goals (21) and fourth in assists (34) ... Posted three assists in four playoff games with Wilkes-Barre/Scranton.

PRO CAREER: Has completed three full seasons with Wilkes-Barre/Scranton of the American Hockey League after signing as a free agent in 2007 ... Has accumulated 51 goals, 83 assists, 134 points and a plus-30 rating during WBS tenure ... Has appeared in 30 playoff games for WBS, totaling 16 points (2+14) ... Also appeared in six games for Wheeling (ECHL) and had three points (1+2).

COLLEGE: Named CCHA Rookie of the Year after recording 24 goals, 46 points in 37 games at Western Michigan ... Ranked third in CCHA in goals and seventh in points ... Led nation with five shorthanded goals ... Had 4.00 grade point average.

JUNIOR: Was Alberta Junior Hockey League scoring champion with 86 points for Bonnyville in 2005-06 ... Also named MVP of AJHL.

CAREER VS. NHL

	GP	G	A	PTS	PIM
ANA	1	0	0	0	0
ATL	-	-	-	-	-
BOS	1	0	0	0	0
BUF	1	1	0	1	0
CGY	-	-	-	-	-
CAR	-	-	-	-	-
CHI	1	0	0	0	0
COL	-	-	-	-	-
CBJ	-	-	-	-	-
DAL	-	-	-	-	-
DET	1	0	0	0	0
EDM	-	-	-	-	-
FLA	-	-	-	-	-
LAK	-	-	-	-	-
MIN	-	-	-	-	-
MON	1	0	0	0	0
NSH	1	0	0	0	0
NJD	-	-	-	-	-
NYI	1	0	0	0	0
NYR	1	0	0	0	2
OTT	-	-	-	-	-
PHI	-	-	-	-	-
PHX	-	-	-	-	-
PIT	-	-	-	-	-
SJS	-	-	-	-	-
STL	-	-	-	-	-
TBL	-	-	-	-	-
TOR	-	-	-	-	-
VAN	-	-	-	-	-
WSH	1	0	0	0	0
Totals	10	1	0	1	2

CAREER HIGHS

Goals: 1 (1 time), 2/1/10 vs. BUF
Assists: n/a

Points: 1 (1 time), 2/1/10 vs. BUF
PIM: 2 (1 time), 2/12/10 vs. NYR

SOG: 3 (1 time), 2/6/10 at MON



CAREER STATISTICS

YEAR	TEAM	LEAGUE	REGULAR SEASON										PLAYOFFS				
			GP	G	A	PTS	PIM	+/-	PP	SH	GW	S	GP	G	A	PTS	PIM
2002-03	Bonnyville	AJHL	11	7	1	8	0	--	0	0	1	--	--	--	--	--	--
2003-04	Bonnyville	AJHL	58	22	27	49	24	--	8	1	5	--	5	3	1	4	6
2004-05	Bonnyville	AJHL	63	39	47	86	32	--	9	1	8	--	4	0	4	4	2
2006-07	Western Michigan	CCHA	37	24	22	46	14	13	7	5	2	125	--	--	--	--	--
	Wilkes-Barre	AHL	3	0	0	0	0	-1	0	0	0	4	2	0	0	0	2
2007-08	Wilkes-Barre	AHL	52	6	12	18	28	-2	2	0	1	108	12	0	3	3	0
	Wheeling	ECHL	6	1	2	3	4	0	0	0	0	21	--	--	--	--	--
2008-09	Wilkes-Barre	AHL	73	24	37	61	6	12	7	0	5	182	12	2	8	10	4
2009-10	PITTSBURGH	NHL	10	1	0	1	2	-2	0	0	0	9	4	0	1	1	0
	Wilkes-Barre	AHL	63	21	34	55	21	21	4	0	--	217	4	0	3	3	0
PIT/NHL TOTALS			10	1	0	1	2	-2	0	0	0	9	4	0	1	1	0


38 MARK LETESTU • C

GAME # TEAM/ PLAYER	DATE	OPP.	G	A	P	PIM	SHIFTS	TOI	F/O WON	F/O LOST	SHOTS	B/S	Hits	+/-	REMARKS
1/	10/2	NYR	-	-	-	-	-	-	-	-	-	-	-	-	WBS
2/	10/3	@NYI	-	-	-	-	-	-	-	-	-	-	-	-	WBS
3/	10/7	PHX	-	-	-	-	-	-	-	-	-	-	-	-	WBS
4/	10/8	@PHI	-	-	-	-	-	-	-	-	-	-	-	-	WBS
5/	10/10	TOR	-	-	-	-	-	-	-	-	-	-	-	-	WBS
6/	10/12	@OTT	-	-	-	-	-	-	-	-	-	-	-	-	WBS
7/	10/14	@CAR	-	-	-	-	-	-	-	-	-	-	-	-	WBS
8/	10/17	TB	-	-	-	-	-	-	-	-	-	-	-	-	WBS
9/	10/20	STL	-	-	-	-	-	-	-	-	-	-	-	-	WBS
10/	10/23	FLA	-	-	-	-	-	-	-	-	-	-	-	-	WBS
11/	10/24	NJ	-	-	-	-	-	-	-	-	-	-	-	-	WBS
12/	10/28	MON	-	-	-	-	-	-	-	-	-	-	-	-	WBS
13/	10/30	@CBJ	-	-	-	-	-	-	-	-	-	-	-	-	WBS
14/	10/31	MIN	-	-	-	-	-	-	-	-	-	-	-	-	WBS
15/	11/3	@ANA	-	-	-	-	-	-	-	-	-	-	-	-	WBS
16/	11/5	@LA	-	-	-	-	-	-	-	-	-	-	-	-	WBS
17/	11/7	@SJ	-	-	-	-	-	-	-	-	-	-	-	-	WBS
18/	11/10	@BOS	-	-	-	-	-	-	-	-	-	-	-	-	WBS
19/	11/12	NJ	-	-	-	-	-	-	-	-	-	-	-	-	WBS
20/1	11/14	BOS	0	0	0	0	14	08:16	3	4	0	0	2	1	1ST NHL GAME
21/2	11/16	ANA	0	0	0	0	14	13:13	6	2	0	0	1	-1	
22/	11/19	@OTT	-	-	-	-	-	-	-	-	-	-	-	-	WBS
23/	11/21	@ATL	-	-	-	-	-	-	-	-	-	-	-	-	WBS
24/	11/23	@FLA	-	-	-	-	-	-	-	-	-	-	-	-	WBS
25/	11/25	MON	-	-	-	-	-	-	-	-	-	-	-	-	WBS
26/	11/27	@NYI	-	-	-	-	-	-	-	-	-	-	-	-	WBS
27/	11/28	NYR	-	-	-	-	-	-	-	-	-	-	-	-	WBS
28/	11/30	@NYR	-	-	-	-	-	-	-	-	-	-	-	-	WBS
29/	12/3	COL	-	-	-	-	-	-	-	-	-	-	-	-	WBS
30/3	12/5	CHI	0	0	0	0	19	13:52	9	7	1	0	2	1	
31/	12/7	CAR	-	-	-	-	-	-	-	-	-	-	-	-	DND
32/	12/10	@MON	-	-	-	-	-	-	-	-	-	-	-	-	WBS
33/	12/12	FLA	-	-	-	-	-	-	-	-	-	-	-	-	WBS
34/	12/15	PHI	-	-	-	-	-	-	-	-	-	-	-	-	WBS
35/	12/17	@PHI	-	-	-	-	-	-	-	-	-	-	-	-	WBS
36/	12/19	@BUF	-	-	-	-	-	-	-	-	-	-	-	-	WBS
37/	12/21	NJ	-	-	-	-	-	-	-	-	-	-	-	-	WBS
38/	12/23	OTT	-	-	-	-	-	-	-	-	-	-	-	-	WBS
39/	12/27	TOR	-	-	-	-	-	-	-	-	-	-	-	-	WBS
40/	12/29	@BUF	-	-	-	-	-	-	-	-	-	-	-	-	WBS
41/	12/30	@NJ	-	-	-	-	-	-	-	-	-	-	-	-	WBS
Half- Season Totals			0	0	0	0	47	11:47	18	13	1	0	5	1	

38 MARK LETESTU • C

GAME # TEAM/ PLAYER	DATE	OPP.	G	A	P	PIM	SHIFTS	TOI	F/O WON	F/O LOST	SHOTS	B/S	Hits	+/-	REMARKS
42/	1/2	@TB	-	-	-	-	-	-	-	-	-	-	-	-	WBS
43/	1/3	@FLA	-	-	-	-	-	-	-	-	-	-	-	-	WBS
44/	1/5	ATL	-	-	-	-	-	-	-	-	-	-	-	-	WBS
45/	1/7	PHI	-	-	-	-	-	-	-	-	-	-	-	-	WBS
46/	1/9	@TOR	-	-	-	-	-	-	-	-	-	-	-	-	WBS
47/	1/11	@MIN	-	-	-	-	-	-	-	-	-	-	-	-	WBS
48/	1/13	@CGY	-	-	-	-	-	-	-	-	-	-	-	-	WBS
49/	1/14	@EDM	-	-	-	-	-	-	-	-	-	-	-	-	WBS
50/	1/16	@VAN	-	-	-	-	-	-	-	-	-	-	-	-	WBS
51/	1/19	NYI	-	-	-	-	-	-	-	-	-	-	-	-	WBS
52/	1/21	WAS	-	-	-	-	-	-	-	-	-	-	-	-	WBS
53/	1/24	@PHI	-	-	-	-	-	-	-	-	-	-	-	-	WBS
54/	1/25	@NYR	-	-	-	-	-	-	-	-	-	-	-	-	WBS
55/	1/28	OTT	-	-	-	-	-	-	-	-	-	-	-	-	WBS
56/4	1/31	DET	0	0	0	0	12	09:54	3	2	1	1	1	E	
57/5	2/1	BUF	1	0	1	0	14	11:14	4	2	1	0	1	1	1ST CAREER NHL GOAL
58/6	2/6	@MON	0	0	0	0	13	09:20	3	2	3	0	2	-1	
59/7	2/7	@WAS	0	0	0	0	7	04:35	2	3	0	0	0	-2	
60/8	2/10	NYI	0	0	0	0	9	07:50	3	4	2	0	0	E	
61/9	2/12	NYR	0	0	0	2	10	08:03	4	4	0	0	1	E	
62/10	2/14	NAS	0	0	0	0	15	10:02	4	3	1	0	2	-1	
63/	3/2	BUF	-	-	-	-	-	-	-	-	-	-	-	-	WBS
64/	3/4	@NYR	-	-	-	-	-	-	-	-	-	-	-	-	WBS
65/	3/6	DAL	-	-	-	-	-	-	-	-	-	-	-	-	WBS
66/	3/7	BOS	-	-	-	-	-	-	-	-	-	-	-	-	WBS
67/	3/11	@CAR	-	-	-	-	-	-	-	-	-	-	-	-	WBS
68/	3/12	@NJ	-	-	-	-	-	-	-	-	-	-	-	-	WBS
69/	3/14	@TB	-	-	-	-	-	-	-	-	-	-	-	-	WBS
70/	3/17	@NJ	-	-	-	-	-	-	-	-	-	-	-	-	WBS
71/	3/18	@BOS	-	-	-	-	-	-	-	-	-	-	-	-	WBS
72/	3/20	CAR	-	-	-	-	-	-	-	-	-	-	-	-	WBS
73/	3/22	@DET	-	-	-	-	-	-	-	-	-	-	-	-	WBS
74/	3/24	@WAS	-	-	-	-	-	-	-	-	-	-	-	-	WBS
75/	3/27	PHI	-	-	-	-	-	-	-	-	-	-	-	-	WBS
76/	3/28	TOR	-	-	-	-	-	-	-	-	-	-	-	-	WBS
77/	3/31	TB	-	-	-	-	-	-	-	-	-	-	-	-	WBS
78/	4/3	ATL	-	-	-	-	-	-	-	-	-	-	-	-	WBS
79/	4/6	WAS	-	-	-	-	-	-	-	-	-	-	-	-	WBS
80/	4/8	NYI	-	-	-	-	-	-	-	-	-	-	-	-	WBS
81/	4/10	@ATL	-	-	-	-	-	-	-	-	-	-	-	-	WBS
82/	4/11	@NYI	-	-	-	-	-	-	-	-	-	-	-	-	WBS
Second- Half Totals			1	0	1	2	80	08:43	23	20	8	1	7	-3	
Final Totals			1	0	1	2	127	09:38	41	33	9	1	12	-2	

BEN LOVEJOY • 6



Position: D
Shoots: Right
Ht: 6-2
Wt: 215
DOB: 2/20/84
Birthplace: Concord, NH
Acquired: Signed as a free agent on July 7, 2008.



pittsburghpenguins.com/benlovejoy

2010 PLAYOFFS: Did not play.

2009-10: Appeared in 12 games with Pittsburgh, compiling three assists and an impressive plus-8 rating ... Recorded his first NHL point with an assist Nov. 14 at Boston ... Finished with a plus or even rating in 11 of his 12 games ... Was one of Wilkes-Barre/Scranton's top defenseman, recording nine goals and 29 points in just 65 games ... His nine goals tied for the lead among WBS blueliners while his 29 points placed second ... Chipped in two assists in two AHL playoff games.

PRO CAREER: Completed three full seasons with Wilkes-Barre/Scranton, totaling 18 goals, 62 assists, 80 points and a plus-137 in 213 games ... Played 37 playoff games with Wilkes-Barre/Scranton, scoring 14 points (3+11) and leading team to Calder Cup Final in 2008 ... Led the entire American Hockey League with a plus-42 rating in 2008-09 ... Tallied 31 points (7+24), most among team's defensemen that season ... Named to the PlanetUSA All-Star Team ... Recorded first pro point with an assist Nov. 10, 2007 at Springfield ... Scored first pro goal March 12, 2008 vs. Norfolk ... Played all 23 playoff games and had 10 points (2+8) in Calder Cup Final run ... First career playoff goal was game-winner in Game 4 of Eastern Conference finals vs. Portland ... Played four years of college hockey – one at Boston College, three at Dartmouth – before signing amateur tryout contract with Norfolk of AHL ... Played five games for Norfolk at end of 2006-07 season.

COLLEGE: Finished college career with 60 points (11+49) in 118 games with Dartmouth and BC ... Finished Big Green career with 54 points (11+43) in 96 games ... Posted a career-high seven goals and 23 points in senior campaign, and was named second team All-Ivy and third team All-ECACHL (Eastern College Athletic Conference Hockey League) ... Named to Hockey East Scholastic Team as freshman at Boston College in 2002-03.

CAREER VS. NHL

	GP	G	A	PTS	PIM
ANA	1	0	1	1	0
ATL	1	0	0	0	0
BOS	1	0	1	1	0
BUF	1	0	0	0	0
CGY	1	0	0	0	0
CAR	-	-	-	-	-
CHI	-	-	-	-	-
COL	-	-	-	-	-
CBJ	-	-	-	-	-
DAL	-	-	-	-	-
DET	-	-	-	-	-
EDM	1	0	0	0	0
FLA	1	0	0	0	2
LAK	-	-	-	-	-
MIN	1	0	0	0	0
MON	1	0	0	0	0
NSH	-	-	-	-	-
NJD	2	0	0	0	0
NYI	1	0	1	1	0
NYR	-	-	-	-	-
OTT	1	0	0	0	0
PHI	-	-	-	-	-
PHX	-	-	-	-	-
PIT	-	-	-	-	-
SJS	-	-	-	-	-
STL	-	-	-	-	-
TBL	-	-	-	-	-
TOR	-	-	-	-	-
VAN	1	0	0	0	0
WSH	-	-	-	-	-
Totals	14	0	3	3	2

CAREER HIGHS

Goals: n/a

Assists: 1 (3 times), 11/27/09 at NYI

Points: 1 (3 times), 11/27/09 at NYI (0+1)

SOG: 5 (1 time), 11/19/09 at OTT

PIM: 2 (1 time), 11/23/09 at FLA



CAREER STATISTICS

YEAR	TEAM	LEAGUE	REGULAR SEASON										PLAYOFFS					
			GP	G	A	PTS	PIM	+/-	PP	SH	GW	S	GP	G	A	PTS	PIM	
2002-03	Boston College	NCAA	22	0	6	6	6	--	--	--	--	--	--	--	--	--	--	--
2004-05	Dartmouth	NCAA	32	2	11	13	28	--	--	--	--	--	--	--	--	--	--	--
2005-06	Dartmouth	NCAA	32	2	16	18	24	--	--	--	--	--	--	--	--	--	--	--
2006-07	Dartmouth	NCAA	32	7	16	23	28	--	--	--	--	--	--	--	--	--	--	--
	Norfolk	AHL	5	0	0	0	6	--	--	--	--	--	--	--	--	--	--	--
2007-08	Wilkes-Barre	AHL	72	2	18	20	63	16	1	0	1	134	23	2	8	10	18	
2008-09	PITTSBURGH	NHL	2	0	0	0	0	0	0	0	0	1	--	--	--	--	--	
	Wilkes-Barre	AHL	76	7	24	31	84	42	1	1	1	120	12	1	1	2	14	
2009-10	PITTSBURGH	NHL	12	0	3	3	2	8	0	0	0	14	--	--	--	--	--	
	Wilkes-Barre	AHL	65	9	20	29	92	-1	2	0	--	151	2	0	2	2	2	
PIT/NHL TOTALS			14	0	3	3	2	8	0	0	0	15	--	--	--	--	--	

6 BEN LOVEJOY • D

GAME # TEAM/ PLAYER	DATE	OPP.	G	A	P	PIM	SHIFTS	TOI	F/O WON	F/O LOST	SHOTS	B/S	Hits	+/-	REMARKS
1/	10/2	NYR	-	-	-	-	-	-	-	-	-	-	-	-	WBS
2/	10/3	@NYI	-	-	-	-	-	-	-	-	-	-	-	-	WBS
3/	10/7	PHX	-	-	-	-	-	-	-	-	-	-	-	-	WBS
4/	10/8	@PHI	-	-	-	-	-	-	-	-	-	-	-	-	WBS
5/	10/10	TOR	-	-	-	-	-	-	-	-	-	-	-	-	WBS
6/	10/12	@OTT	-	-	-	-	-	-	-	-	-	-	-	-	WBS
7/	10/14	@CAR	-	-	-	-	-	-	-	-	-	-	-	-	WBS
8/	10/17	TB	-	-	-	-	-	-	-	-	-	-	-	-	WBS
9/	10/20	STL	-	-	-	-	-	-	-	-	-	-	-	-	WBS
10/	10/23	FLA	-	-	-	-	-	-	-	-	-	-	-	-	WBS
11/	10/24	NJ	-	-	-	-	-	-	-	-	-	-	-	-	WBS
12/	10/28	MON	-	-	-	-	-	-	-	-	-	-	-	-	WBS
13/	10/30	@CBJ	-	-	-	-	-	-	-	-	-	-	-	-	WBS
14/	10/31	MIN	-	-	-	-	-	-	-	-	-	-	-	-	WBS
15/	11/3	@ANA	-	-	-	-	-	-	-	-	-	-	-	-	WBS
16/	11/5	@LA	-	-	-	-	-	-	-	-	-	-	-	-	WBS
17/	11/7	@SJ	-	-	-	-	-	-	-	-	-	-	-	-	WBS
18/	11/10	@BOS	-	-	-	-	-	-	-	-	-	-	-	-	WBS
19/1	11/12	NJ	0	0	0	0	22	16:13	-	-	0	0	0	0	1ST GAME OF SEASON
20/2	11/14	BOS	0	1	1	0	22	15:32	-	-	1	2	3	1	1ST NHL POINT
21/3	11/16	ANA	0	1	1	0	22	18:30	-	-	0	2	0	E	
22/4	11/19	@OTT	0	0	0	0	29	20:27	-	-	5	2	4	1	
23/5	11/21	@ATL	0	0	0	0	23	14:12	-	-	0	1	0	1	
24/6	11/23	@FLA	0	0	0	2	27	19:10	-	-	3	2	2	1	
25/7	11/25	MON	0	0	0	0	21	19:31	-	-	0	2	2	E	
26/8	11/27	@NYI	0	1	1	0	24	19:31	-	-	2	1	0	1	
27/	11/28	NYR	-	-	-	-	-	-	-	-	-	-	-	-	WBS
28/	11/30	@NYR	-	-	-	-	-	-	-	-	-	-	-	-	WBS
29/	12/3	COL	-	-	-	-	-	-	-	-	-	-	-	-	WBS
30/	12/5	CHI	-	-	-	-	-	-	-	-	-	-	-	-	WBS
31/	12/7	CAR	-	-	-	-	-	-	-	-	-	-	-	-	WBS
32/	12/10	@MON	-	-	-	-	-	-	-	-	-	-	-	-	WBS
33/	12/12	FLA	-	-	-	-	-	-	-	-	-	-	-	-	WBS
34/	12/15	PHI	-	-	-	-	-	-	-	-	-	-	-	-	WBS
35/	12/17	@PHI	-	-	-	-	-	-	-	-	-	-	-	-	WBS
36/	12/19	@BUF	-	-	-	-	-	-	-	-	-	-	-	-	WBS
37/	12/21	NJ	-	-	-	-	-	-	-	-	-	-	-	-	WBS
38/	12/23	OTT	-	-	-	-	-	-	-	-	-	-	-	-	WBS
39/	12/27	TOR	-	-	-	-	-	-	-	-	-	-	-	-	WBS
40/	12/29	@BUF	-	-	-	-	-	-	-	-	-	-	-	-	WBS
41/	12/30	@NJ	-	-	-	-	-	-	-	-	-	-	-	-	WBS
Half- Season Totals			0	3	3	2	190	17:53			11	12	11	5	

6 BEN LOVEJOY • D

GAME # TEAM/ PLAYER	DATE	OPP.	G	A	P	PIM	SHIFTS	TOI	F/O WON	F/O LOST	SHOTS	B/S	Hits	+/-	REMARKS
42/	1/2	@TB	-	-	-	-	-	-	-	-	-	-	-	-	WBS
43/	1/3	@FLA	-	-	-	-	-	-	-	-	-	-	-	-	WBS
44/	1/5	ATL	-	-	-	-	-	-	-	-	-	-	-	-	WBS
45/	1/7	PHI	-	-	-	-	-	-	-	-	-	-	-	-	WBS
46/	1/9	@TOR	-	-	-	-	-	-	-	-	-	-	-	-	WBS
47/9	1/11	@MIN	0	0	0	0	17	13:10	-	-	0	1	3	-1	
48/10	1/13	@CGY	0	0	0	0	16	11:40	-	-	0	1	0	2	
49/11	1/14	@EDM	0	0	0	0	21	14:07	-	-	1	0	0	1	
50/12	1/16	@VAN	0	0	0	0	24	17:21	-	-	2	0	0	1	
51/	1/19	NYI	-	-	-	-	-	-	-	-	-	-	-	-	WBS
52/	1/21	WAS	-	-	-	-	-	-	-	-	-	-	-	-	WBS
53/	1/24	@PHI	-	-	-	-	-	-	-	-	-	-	-	-	WBS
54/	1/25	@NYR	-	-	-	-	-	-	-	-	-	-	-	-	WBS
55/	1/28	OTT	-	-	-	-	-	-	-	-	-	-	-	-	WBS
56/	1/31	DET	-	-	-	-	-	-	-	-	-	-	-	-	WBS
57/	2/1	BUF	-	-	-	-	-	-	-	-	-	-	-	-	WBS
58/	2/6	@MON	-	-	-	-	-	-	-	-	-	-	-	-	WBS
59/	2/7	@WAS	-	-	-	-	-	-	-	-	-	-	-	-	WBS
60/	2/10	NYI	-	-	-	-	-	-	-	-	-	-	-	-	WBS
61/	2/12	NYR	-	-	-	-	-	-	-	-	-	-	-	-	WBS
62/	2/14	NAS	-	-	-	-	-	-	-	-	-	-	-	-	WBS
63/	3/2	BUF	-	-	-	-	-	-	-	-	-	-	-	-	WBS
64/	3/4	@NYR	-	-	-	-	-	-	-	-	-	-	-	-	WBS
65/	3/6	DAL	-	-	-	-	-	-	-	-	-	-	-	-	WBS
66/	3/7	BOS	-	-	-	-	-	-	-	-	-	-	-	-	WBS
67/	3/11	@CAR	-	-	-	-	-	-	-	-	-	-	-	-	WBS
68/	3/12	@NJ	-	-	-	-	-	-	-	-	-	-	-	-	WBS
69/	3/14	@TB	-	-	-	-	-	-	-	-	-	-	-	-	WBS
70/	3/17	@NJ	-	-	-	-	-	-	-	-	-	-	-	-	WBS
71/	3/18	@BOS	-	-	-	-	-	-	-	-	-	-	-	-	WBS
72/	3/20	CAR	-	-	-	-	-	-	-	-	-	-	-	-	WBS
73/	3/22	@DET	-	-	-	-	-	-	-	-	-	-	-	-	WBS
74/	3/24	@WAS	-	-	-	-	-	-	-	-	-	-	-	-	WBS
75/	3/27	PHI	-	-	-	-	-	-	-	-	-	-	-	-	WBS
76/	3/28	TOR	-	-	-	-	-	-	-	-	-	-	-	-	WBS
77/	3/31	TB	-	-	-	-	-	-	-	-	-	-	-	-	WBS
78/	4/3	ATL	-	-	-	-	-	-	-	-	-	-	-	-	WBS
79/	4/6	WAS	-	-	-	-	-	-	-	-	-	-	-	-	WBS
80/	4/8	NYI	-	-	-	-	-	-	-	-	-	-	-	-	WBS
81/	4/10	@ATL	-	-	-	-	-	-	-	-	-	-	-	-	WBS
82/	4/11	@NYI	-	-	-	-	-	-	-	-	-	-	-	-	WBS
Second- Half Totals			0	0	0	0	78	14:05			3	2	3	3	
Final Totals			0	3	3	2	268	16:37	0	0	14	14	14	8	

EVGENI MALKIN • 71

**Position:** C**Shoots:** Left**Ht:** 6-3**Wt:** 195**DOB:** 7/31/86**Birthplace:** Magnitogorsk, Russia**Acquired:** Drafted by Penguins in the first round (2nd overall) in the 2004 Entry Draft.

pittsburghpenguins.com/evgenimalkin

2010 PLAYOFFS: Finished second (tied) on team with five goals and third (tied) with 11 points ... Topped team (tied) with four power-play goals ... Had a five-game scoring streak (2+4) from April 18 to 30 ... Has career postseason average of 1.18 points per game, ranking eighth in NHL history, tied with Jari Kurri (minimum 40 games played) ... Finished with a plus or even rating in 10 of 13 playoff games ... Led team with 58 shots.

2009-10: Recorded 77 points (28+49) despite missing 15 games with shoulder and foot injuries ... His 1.15 points per game ranked seventh (tied) ... Placed second on team in goals, assists and points ... Was fourth (tied) in the NHL with seven game-winning goals ... His 13 power-play goals were the sixth most (tied) in the NHL ... Tied a career high with a 15-game scoring (Jan. 16 to March 4), totaling 24 points (9+14) ... Had his streak of consecutive games played snapped at 254, third-longest streak in franchise history, when he was sidelined with a shoulder injury in early November ... Played in his 300th career game March 6 vs. Dallas ... Led Russia in scoring with six points (3+3) in four games at the 2010 Winter Olympics in Vancouver.

NHL CAREER: Talented 23-year-old already tallied 143 goals, 238 assists and 381 points in first 309 career games ... Posted 100 points in back-to-back seasons in 2007-08 and '08-09, and recorded 30-plus goals in first three NHL seasons ... Has compiled 70 playoff points (28+42) in 55 career games ... First-Team NHL All-Star and finalist for Hart Trophy as league MVP and Lester B. Pearson Award as most outstanding player in two of the past three seasons ... Captured the Art Ross Trophy as the league's leading scorer with 113 points in 2008-09, marking the 13th time a Penguin has held the honor in the past 21 seasons ... Became third-youngest Conn Smythe winner (22 years, 10 months) after leading the NHL with 36 postseason points (14+22), the most since Wayne Gretzky totaled 40 in 1993 ... Became first player since Mario Lemieux in 1992 to win the Art Ross and Conn Smythe in the same season ... Fifth player in NHL history (since expansion) to win the regular-season and postseason scoring titles in one season, joining Gretzky, Lemieux, Guy Lafleur and Phil Esposito ... Places third in team history for longest consecutive games played streak in franchise history at 254 ... During 2009 Cup run, posted a point in 18 of 24 playoff games to lead franchise to third Stanley Cup championship ... Recorded first career postseason hat trick, adding an assist for four-point game, in Game 2 vs. Carolina in Eastern Conference Finals ... In 2008-09 regular season, led the NHL in several categories, including points (113), assists (78), even-strength points (70), road points (56), even-strength assists (51), home assists (41), road assists (37), assists per game (.96) and takeaways (94) ... His 113 points and 78 assists were both personal bests and was named team MVP ... His league-leading 94 takeaways bested last year's Selke Trophy winner Pavel Datsyuk (89) ... Notched at least one point in 64 games, never going more than two consecutive games without a point ... Recorded a career-long 13-game assist streak, third longest in Penguins' history, from Oct. 16-Nov. 15 ... Tallied 21 assists and six goals for 27 points during assist streak ... Netted his 300th career point (assist) April 7, 2009 at Tampa Bay and 200th career point Oct. 18, 2008 vs. Toronto when he set up Sidney Crosby's 100th career goal ... Recorded his 100th goal Jan. 30 at New Jersey ... Named All-Star starter for second consecutive season after receiving the second most fan votes in NHL history with 1,585,936 (behind teammate Crosby, 1,713,021) ...

CAREER VS. NHL

	GP	G	A	PTS	PIM
ANA	4	1	4	5	6
ATL	16	7	17	24	14
BOS	14	10	6	16	28
BUF	16	5	15	20	20
CGY	3	1	1	2	6
CAR	15	6	9	15	18
CHI	3	2	1	3	2
COL	3	1	5	6	2
CBJ	3	1	3	4	4
DAL	4	2	2	4	0
DET	3	1	2	3	2
EDM	3	0	5	5	2
FLA	16	4	12	16	8
LAK	3	5	2	7	8
MIN	3	2	1	3	4
MON	16	8	14	22	12
NSH	3	1	2	3	8
NJD	26	11	17	28	10
NYI	28	17	22	39	40
NYR	27	11	11	22	22
OTT	16	10	7	17	12
PHI	26	15	24	39	46
PHX	4	0	2	2	6
PIT	-	-	-	-	-
SJS	4	0	1	1	6
STL	3	3	1	4	0
TBL	15	5	8	13	8
TOR	15	7	27	34	24
VAN	3	1	1	2	6
WSH	14	6	16	22	14
Totals	309	143	238	381	338

CAREER HIGHS

Goals: 3 (3 times), 11/26/08 at NYI**Assists:** 5 (1 time), 1/20/07 vs. TOR**Points:** 5 (2 times), 3/17/09 vs. ATL (2+3)**SOG:** 12 (1 time), 1/14/09 vs. WAS**PIM:** 10 (1 time), 12/11/07 at PHI**Hat Tricks:** 3, 11/26/08 at NYI (3G)

Finished second in NHL scoring race and in Hart Trophy voting in 2007-08 ... Led team in goals (47), assists (59), points (106) and power-play goals (17) ... Ranked fifth in NHL in playoff scoring with 22 points in 20 games (10+12) in 2008 ... Elevated his game after Sidney Crosby was injured Jan. 18 and had 54 points (24+30) in final 36 games ... Had first two NHL hat-tricks – Jan. 3 vs. Toronto and Jan. 14, 2008 vs. NY Rangers ... Named NHL “First Star” of month for February ... Overwhelming choice as NHL First-Team All-Star center, receiving 93 of 134 first-place votes and easily outdistancing San Jose’s Joe Thornton, Detroit’s Pavel Datsyuk and Tampa Bay’s Vincent Lecavalier in media balloting ... Won Calder Trophy as NHL Rookie of the Year in 2006-07 and named to NHL All-Rookie Team ... First Penguins player to be named Rookie of the Year and win rookie scoring title since Mario Lemieux in 1984-85 ... Led all NHL rookies in goals (33), assists (52), points (85), power-play goals (16) and power-play points (40) ... His 16 power-play goals tied team rookie record set one year earlier by Crosby ... Scored first NHL goal in first NHL game Oct. 18, 2006 against New Jersey’s Martin Brodeur ... Became first NHL player in 89 years to score a goal in each of his first six games ... Had career-high five assists Jan. 20, 2007 vs. Toronto ... Named NHL Rookie of the Month in October and November, becoming first rookie to win award in consecutive months since Ron Hextall of Philadelphia in 1986.

INTERNATIONAL: Represent Russia at the 2010 Winter Olympics in Vancouver ... Led team in scoring with six points (3+3), while adding two power-play scores in four games ... Played for Russia at 2010 World Championships and was named to the All-Star Team ... Represented Russia at 2006 Olympics as well as three World Championships (2006, 2007, 2010), three World Junior Championships (2004, 2005, 2006) and two World Under-18 Championships (2003, 2004) ... Had six points in seven games as



a 19-year-old at 2006 Olympics ... Named to All-Tournament team at 2007 World Championships and tied for Russian team scoring lead at 2006 Worlds with nine points (3+6) in seven games ... Named top forward and tournament MVP at 2006 World Junior Championship, where he scored 10 points in six games ... In two appearances at World Junior Championships had 20 points in 12 games (7+13) ... In two appearances at World Under-18 Championships had 17 points in 12 games (9+8) ... Played three seasons for hometown Metallurg Magnitogorsk in Russian Super League from 2003-06 ... Led team to regular season title in 2005-06 and ranked third in league scoring as 19-year-old with 47 points (21+26) in 46 games ... Was teammate of Sergei Gonchar with Magnitogorsk in 2004-05.

PERSONAL: Nickname – “Geno” ... Lists Boston as favorite road city and the TD Garden as favorite road arena ... Other favorites include: vacation spot – Paris; food – sushi; restaurant – Yokoso Japanese Restaurant; band – Russian band, “Rouky Viergh” (Hands Up); movie – The Mummy ... Soccer and billiards are favorite sports other than hockey ... Would like to meet Michael Jordan and Maria Sharapova ... Spent first two NHL seasons living with teammate Sergei Gonchar and his family but bought his own house in 2008 ... Signed through 2013-14.

CAREER STATISTICS

YEAR	TEAM	LEAGUE	REGULAR SEASON											PLAYOFFS				
			GP	G	A	PTS	PIM	+/-	PP	SH	GW	S	GP	G	A	PTS	PIM	
2002-03	Russia	U18WJC	6	5	4	9	2	11	--	--	--	--	--	--	--	--	--	--
2003-04	Magnitogorsk	RUS	33	3	9	12	12	11	--	--	--	--	--	--	--	--	--	
	Russia	WJC	6	1	4	5	0	2	--	--	--	--	--	--	--	--	--	
2004-05	Russia	U18 WJC	6	4	4	8	31	4	--	--	--	--	--	--	--	--	--	
	Magnitogorsk	RUS	52	12	20	32	24	21	--	--	--	--	5	0	4	4	0	
	Russia	WC	9	0	4	4	8	6	--	--	--	--	--	--	--	--	--	
2005-06	Russia	WJC	6	3	7	10	16	0	--	--	--	--	--	--	--	--	--	
	Magnitogorsk	RUS	46	21	26	47	46	28	--	--	--	--	11	5	10	15	41	
	Russia	Olympics	7	2	4	6	31	5	--	--	--	--	--	--	--	--	--	
2006-07	Russia	WC	7	3	6	9	6	7	--	--	--	--	--	--	--	--	--	
	Russia	WJC	6	4	6	10	12	5	--	--	--	--	--	--	--	--	--	
	PITTSBURGH	NHL	78	33	52	85	80	2	16	0	6	242	5	0	4	4	8	
2007-08	Russia	WC	9	5	5	10	6	5	2	0	--	33	--	--	--	--	--	
	PITTSBURGH	NHL	82	47	59	106	78	16	17	0	5	268	20	10	12	22	24	
	PITTSBURGH	NHL	82	35	78*	113*	80	17	14	2	4	290	24	14	22*	36*	51	
2009-10	PITTSBURGH	NHL	67	28	49	77	100	-6	13	2	7	268	13	5	6	11	6	
	Russia	Olympics	4	3	3	6	0	--	2	0	1	--	--	--	--	--	--	
PIT/NHL TOTALS			309	143	238	381	338	29	60	4	22	1072	62	29	44	73	89	

*NHL LEADER

71 EVGENI MALKIN • C

GAME # TEAM/ PLAYER	DATE	OPP.	G	A	P	PIM	SHIFTS	TOI	F/O WON	F/O LOST	SHOTS	B/S	Hits	+/-	REMARKS		
1/1	10/2	NYR	1	PP	0	1	0	21	19:14	2	5	2	1	3	-1		
2/2	10/3	@NYI	0		1	1	2	23	23:12	4	4	2	0	3	2		
3/3	10/7	PHX	0		0	0	4	19	21:44	4	5	2	0	0	-1		
4/4	10/8	@PHI	1	PP	1	2	8	21	17:02	1	2	3	0	0	-1		
5/5	10/10	TOR	0		3	2PP	3	2	21	18:10	1	2	3	1	0	E	
6/6	10/12	@OTT	0		0	0	0	17	17:27	3	5	1	0	0	-1		
7/7	10/14	@CAR	1		1	2	0	22	21:31	0	4	3	0	0	1		
8/8	10/17	TB	0		1	PP	1	2	20	21:08	3	3	6	0	1	1	250TH NHL GAME
9/9	10/20	STL	1	PP	0	1	0	20	18:41	2	7	12	2	3	E	GWG	
10/10	10/23	FLA	0		2	SH, PP	2	0	27	24:19	7	6	5	2	0	E	
11/11	10/24	NJ	0		0	0	0	22	23:12	3	7	0	0	1	E		
12/12	10/28	MON	0		1	PP	1	0	25	21:21	3	5	6	0	0	1	
13/	10/30	@CBJ	-		-	-	-	-	-	-	-	-	-	-	-	INJ	
14/	10/31	MIN	-		-	-	-	-	-	-	-	-	-	-	-	INJ	
15/	11/3	@ANA	-		-	-	-	-	-	-	-	-	-	-	-	INJ	
16/	11/5	@LA	-		-	-	-	-	-	-	-	-	-	-	-	INJ	
17/	11/7	@SJ	-		-	-	-	-	-	-	-	-	-	-	-	INJ	
18/	11/10	@BOS	-		-	-	-	-	-	-	-	-	-	-	-	INJ	
19/	11/12	NJ	-		-	-	-	-	-	-	-	-	-	-	-	INJ	
20/13	11/14	BOS	0		3	3	2	24	26:37	1	2	2	0	0	3	200TH NHL ASSIST	
21/14	11/16	ANA	0		0	0	0	18	21:14	0	1	4	0	2	E		
22/15	11/19	@OTT	1	PP	0	1	0	20	23:02	1	3	4	0	1	E		
23/16	11/21	@ATL	1		0	1	0	21	19:21	2	8	4	0	0	E	GWG	
24/17	11/23	@FLA	0		2	1PP	2	0	21	22:38	3	8	6	0	0	E	
25/18	11/25	MON	0		1	1	0	20	21:04	4	5	2	0	2	1		
26/19	11/27	@NYI	1		0	1	2	22	21:22	6	5	5	0	1	2		
27/20	11/28	NYR	1		1	2	0	22	23:10	3	0	5	0	1	2		
28/21	11/30	@NYR	0		0	0	2	21	22:23	1	3	5	1	0	E		
29/22	12/3	COL	0		3	1PP	3	0	20	21:35	3	2	4	0	2	2	
30/23	12/5	CHI	0		1	1	2	29	22:23	7	14	4	0	4	E		
31/24	12/7	CAR	0		0	0	4	22	24:21	3	3	4	1	2	1		
32/25	12/10	@MON	0		0	0	2	21	21:10	1	5	8	1	1	E		
33/26	12/12	FLA	1	PP	1	2	4	22	22:09	1	5	6	1	0	E	GWG	
34/27	12/15	PHI	1	SH	1	2	4	23	18:32	2	7	5	0	0	2		
35/28	12/17	@PHI	0		1	PP	1	4	22:45	4	4	4	2	0	E		
36/29	12/19	@BUF	0		0	0	4	18	22:42	4	5	3	0	0	-1		
37/30	12/21	NJ	0		0	0	2	20	21:54	1	6	6	0	2	-2		
38/31	12/23	OTT	3	1PP	0	3	0	19	19:09	2	3	6	0	2	2	4TH CAREER HAT TRICK	
39/32	12/27	TOR	0		1	1	2	21	19:47	5	1	3	0	1	-1		
40/33	12/29	@BUF	0		0	0	0	19	22:07	6	4	5	0	1	-1		
41/34	12/30	@NJ	0		0	0	0	20	21:02	2	6	2	2	0	-1		
Half- Season Totals			13		25	38	52	727	21:24	95	155	142	14	33	10		

71 EVGENI MALKIN • C

GAME # TEAM/ PLAYER	DATE	OPP.	G	A	P	PIM	SHIFTS	TOI	F/O WON	F/O LOST	SHOTS	B/S	Hits	+/-	REMARKS		
42/35	1/2	@TB	0	0	0	0	19	21:02	2	5	1	0	0	-1			
43/36	1/3	@FLA	0	0	0	0	18	21:52	1	3	8	0	1	-4			
44/37	1/5	ATL	0	1	1	0	18	21:37	3	7	2	2	0	1			
45/38	1/7	PHI	0	2	2	0	22	24:44	3	2	5	0	2	E			
46/39	1/9	@TOR	0	2	1PP	2	0	19	17:47	8	6	3	0	1	1		
47/40	1/11	@MIN	0	0	0	0	21	24:41	5	4	3	2	0	-2			
48/41	1/13	@CGY	0	0	0	2	23	20:06	2	5	3	0	0	E			
49/42	1/14	@EDM	0	0	0	2	21	20:59	3	5	7	0	0	E			
50/43	1/16	@VAN	1	0	1	4	20	18:24	3	6	3	0	0	-2			
51/44	1/19	NYI	3	3PP	0	3	2	24	20:22	4	2	4	0	1	-2	5TH CAREER HT, GWG	
52/45	1/21	WAS	0	3	3	0	21	22:54	7	6	3	0	2	E			
53/46	1/24	@PHI	0	1	PP	1	4	20	18:23	3	8	3	0	2	E		
54/47	1/25	@NYR	1	PP	1	2	2	22	20:50	3	9	3	0	2	E		
55/48	1/28	OTT	1	0	1	0	20	20:01	3	1	5	0	0	-2			
56/49	1/31	DET	0	1	1	2	23	22:27	2	3	3	0	0	1			
57/50	2/1	BUF	0	2	1PP	2	0	18	17:34	1	0	5	0	1	-1		
58/51	2/6	@MON	1	SH	1	2	2	21	20:00	-	-	2	0	0	E		
59/52	2/7	@WAS	0	2	1PP	2	0	24	24:06	6	6	1	1	1	E		
60/53	2/10	NYI	1	1	2	2	20	18:32	5	2	3	0	1	2	GWG		
61/54	2/12	NYR	0	1	1	0	22	19:25	3	4	3	0	2	-2			
62/55	2/14	NAS	0	1	PP	1	6	18	19:59	2	0	2	1	0	-1		
63/56	3/2	BUF	0	1	1	0	21	17:48	6	3	3	0	1	E			
64/57	3/4	@NYR	1	PP	0	1	2	23	25:07	2	9	9	2	3	-1	GWG	
65/58	3/6	DAL	0	0	0	0	21	19:29	4	8	1	0	1	-2	300TH NHL GAME		
66/59	3/7	BOS	1	0	1	2	20	18:18	3	9	4	0	2	1	GWG		
67/60	3/11	@CAR	0	1	PP	1	0	21	18:50	6	5	3	0	0	-1		
68/61	3/12	@NJ	0	0	0	2	21	21:47	5	3	4	0	1	-1			
69/62	3/14	@TB	0	0	0	2	14	12:46	0	4	0	0	0	E			
70/	3/17	@NJ	-	-	-	-	-	-	-	-	-	-	-	-	INJ		
71/	3/18	@BOS	-	-	-	-	-	-	-	-	-	-	-	-	INJ		
72/63	3/20	CAR	1	0	1	0	19	18:06	4	3	7	1	0	E			
73/	3/22	@DET	-	-	-	-	-	-	-	-	-	-	-	-	INJ		
74/	3/24	@WAS	-	-	-	-	-	-	-	-	-	-	-	-	INJ		
75/	3/27	PHI	-	-	-	-	-	-	-	-	-	-	-	-	INJ		
76/	3/28	TOR	-	-	-	-	-	-	-	-	-	-	-	-	-		
77/	3/31	TB	-	-	-	-	-	-	-	-	-	-	-	-	INJ		
78/64	4/3	ATL	1	PP	1	PP	2	0	24	21:46	1	8	4	1	0	-1	
79/	4/6	WAS	-	-	-	-	-	-	-	-	-	-	-	-	ILLNESS		
80/65	4/8	NYI	1	0	1	2	21	18:39	3	5	7	0	1	E			
81/66	4/10	@ATL	0	0	0	4	17	22:08	0	2	5	0	0	E			
82/67	4/11	@NYI	2	1PP	2	4	6	24	18:01	1	1	7	1	0	1		
Second- Half Totals			15	24	39	48	680	20:15	104	144	126	11	25	-16			
Final Totals			28	49	77	100	1407	20:50	199	299	268	25	58	-6			

JAY MCKEE • 74



Position: D
Shoots: Left

Ht: 6-4

Wt: 203

DOB: 9/8/77

Birthplace: Kingston, ON

Acquired: Signed as free agent on July 10, 2009



pittsburghpenguins.com/jaymckee

2010 PLAYOFFS: Stay-at-home defenseman appeared in five games ... Saw extensive action on penalty killing units.

2009-10: Finished the season with 10 points (1+9) in 62 games during his first season with the Penguins ... Shot-blocking specialist led the Penguins with 137 blocked shots despite playing in only 62 contests ... Appeared in his 800th NHL game March 31 vs. Tampa Bay ... Collected his 100th NHL assist Dec. 10 at Montreal ... Recorded his first goal as a Penguin Nov. 14 vs. Boston ... Picked up his first point (assist) with Pittsburgh Oct. 12 at Ottawa.

NHL CAREER: Steady, veteran has played 802 career games with Buffalo, St. Louis and Pittsburgh ... Defensive defenseman has compiled a plus-55 rating, 125 points (21+104) and 622 penalty minutes during pro career ... Has appeared in 60 postseason games, totaling nine points (3+6) and a plus-20 rating ... Was a member of Buffalo's 1999 Eastern Conference championship team, seeing action in the Stanley Cup Final against Dallas ... Regularly finishes in the top 10 amongst shot blockers in league and has stopped 773 shots during the last five seasons ... Led the NHL in 2005-06 with 241 blocked shots ... Originally drafted by Buffalo in the first round (14th overall) of the 1995 NHL Entry Draft ... Made NHL debut at 18 years old on April 10, 1996 vs. Ottawa ... Became NHL regular during 1996-97 season ... Played first nine years in Buffalo, posting 17 goals, 98 points, a plus-45 rating and 470 penalty minutes in 582 games ... Also appeared in 51 playoff games for Sabres ... Nominated for the Bill Masterton Memorial Trophy in 2004 by the Buffalo chapter of the Professional Hockey Writers Association for perseverance, sportsmanship and dedication to the game of hockey ... Signed with St. Louis as a free agent in 2006 ... Played 158 games, recording 17 points (3+14) in three seasons for the Blues.

JUNIOR: Played three seasons in the Ontario Hockey League with Sudbury and Niagara Falls ... Posted 75 points (14+61) during OHL career ... Totaled 46 points (5+41) in 64 games in final season with Niagara Falls.

PERSONAL: Enjoys playing tennis ... Is heavily involved with the Juvenile Diabetes Research Foundation and Child Life charities ... Likes stuffed peppers ... He and his wife, Nicole, have two daughters, Jaiden and Savannah.

CAREER VS. NHL

	GP	G	A	PTS	PIM
ANA	22	0	3	3	16
ATL	22	0	2	2	20
BOS	43	3	5	8	36
BUF	5	0	0	0	2
CGY	21	1	2	3	16
CAR	32	2	5	7	32
CHI	29	0	1	1	23
COL	24	0	5	5	22
CBJ	21	0	4	4	20
DAL	18	1	2	3	27
DET	21	0	2	2	12
EDM	18	0	2	2	13
FLA	36	1	6	7	38
LAK	20	2	4	6	6
MIN	15	1	1	2	6
MON	44	1	8	9	25
NSH	25	0	1	1	14
NJD	31	0	1	1	18
NYI	31	1	2	3	47
NYR	33	2	7	9	10
OTT	47	2	3	5	69
PHI	36	0	7	7	25
PHX	20	1	1	2	16
PIT	33	1	6	7	12
SJS	15	0	3	3	29
STL	11	0	2	2	4
TBL	33	0	9	9	12
TOR	39	1	6	7	18
VAN	24	0	2	2	12
WSH	33	1	2	3	22
Totals	802	21	104	125	622

CAREER HIGHS


Goals: 1 (21 times), 11/14/09 vs. BOS

Assists: 2 (5 times), 11/28/99 at TB

Points: 2 (8 times), 1/26/06 at TOR

PIM: 21, 2/19/01 vs. OTT

SOG: 7, 10/29/99 vs. FLA



CAREER STATISTICS

YEAR	TEAM	LEAGUE	REGULAR SEASON										PLAYOFFS				
			GP	G	A	PTS	PIM	+/-	PP	SH	GW	S	GP	G	A	PTS	PIM
1993-94	Sudbury	OHL	51	0	1	1	51	--	--	--	--	--	3	0	0	0	0
1994-95	Sudbury	OHL	39	6	6	12	91	--	--	--	--	--	--	--	--	--	--
	Niagara	OHL	26	3	13	16	60	--	--	--	--	--	6	2	3	5	10
1995-96	Buffalo	NHL	1	0	1	1	2	1	0	0	0	2	--	--	--	--	--
	Niagara	OHL	64	5	41	46	129	--	--	--	--	--	10	1	5	6	16
	Rochester	AHL	4	0	1	1	15	--	--	--	--	--	--	--	--	--	--
1996-97	Buffalo	NHL	43	1	9	10	35	3	0	0	0	29	3	0	0	0	0
	Rochester	AHL	7	2	5	7	4	--	--	--	--	--	--	--	--	--	--
1997-98	Buffalo	NHL	56	1	13	14	42	-1	0	0	0	55	1	0	0	0	0
	Rochester	AHL	13	1	7	8	11	6	0	0	0	36	--	--	--	--	--
1998-99	Buffalo	NHL	72	0	6	6	75	20	0	0	0	57	21	0	3	3	13
1999-00	Buffalo	NHL	78	5	12	17	50	5	1	0	1	84	1	0	0	0	0
2000-01	Buffalo	NHL	74	1	10	11	76	9	0	0	0	62	8	1	0	1	6
2001-02	Buffalo	NHL	81	2	11	13	43	18	0	0	1	50	--	--	--	--	--
2002-03	Buffalo	NHL	59	0	5	5	49	-16	0	0	0	44	--	--	--	--	--
2003-04	Buffalo	NHL	43	2	3	5	41	6	0	0	1	29	--	--	--	--	--
2005-06	Buffalo	NHL	75	5	11	16	57	0	0	1	0	50	17	2	3	5	30
2006-07	St. Louis	NHL	23	0	0	0	12	-9	0	0	0	19	--	--	--	--	--
2007-08	St. Louis	NHL	66	2	7	9	42	2	0	0	2	42	--	--	--	--	--
2008-09	St. Louis	NHL	69	1	7	8	44	11	0	0	1	43	4	0	0	0	4
2009-10	PITTSBURGH	NHL	62	1	9	10	54	6	0	0	0	42	5	0	0	0	2
NHL TOTALS			802	21	104	125	622	55	1	1	6	608	60	3	6	9	66
PITTSBURGH TOTALS			62	1	9	10	54	6	0	0	0	42	5	0	0	0	2


74 JAY MCKEE • D

GAME # TEAM/ PLAYER	DATE	OPP.	G	A	P	PIM	SHIFTS	TOI	F/O WON	F/O LOST	SHOTS	B/S	Hits	+/-	REMARKS
1/1	10/2	NYR	0	0	0	0	21	16:26	-	-	0	3	1	1	1ST GAME WITH PENS
2/2	10/3	@NYI	0	0	0	19	18	12:32	-	-	1	1	0	E	
3/3	10/7	PHX	0	0	0	2	18	15:16	-	-	0	2	2	E	
4/4	10/8	@PHI	0	0	0	0	20	14:30	0	1	0	4	1	1	
5/5	10/10	TOR	0	0	0	0	25	19:39	-	-	1	7	2	1	
6/6	10/12	@OTT	0	1	1	0	19	15:46	-	-	1	3	1	1	
7/7	10/14	@CAR	0	0	0	0	20	15:55	-	-	0	1	0	2	
8/8	10/17	TB	0	0	0	0	21	19:15	-	-	1	7	1	E	
9/9	10/20	STL	0	1	1	0	23	18:08	-	-	4	4	0	1	
10/10	10/23	FLA	0	0	0	0	20	15:24	-	-	1	3	0	E	
11/11	10/24	NJ	0	0	0	0	18	15:34	-	-	0	1	0	E	
12/12	10/28	MON	0	0	0	0	20	17:04	-	-	0	2	1	2	
13/13	10/30	@CBJ	0	0	0	0	20	17:22	-	-	1	3	0	E	
14/14	10/31	MIN	0	0	0	0	15	11:02	-	-	2	3	1	-1	
15/15	11/3	@ANA	0	1	1	2	17	12:43	-	-	0	2	2	1	
16/16	11/5	@LA	0	1	1	0	21	17:25	-	-	2	4	1	E	
17/17	11/7	@SJ	0	0	0	19	24	16:24	-	-	1	5	0	-1	
18/18	11/10	@BOS	0	0	0	0	28	21:14	-	-	1	1	3	-2	
19/19	11/12	NJ	0	0	0	0	22	18:01	-	-	2	2	0	E	
20/20	11/14	BOS	1	0	1	0	27	21:06	-	-	2	6	0	E	
21/21	11/16	ANA	0	0	0	0	23	16:39	-	-	0	5	1	-1	
22/	11/19	@OTT	-	-	-	-	-	-	-	-	-	-	-	-	INJ - FINGER
23/	11/21	@ATL	-	-	-	-	-	-	-	-	-	-	-	-	INJ - FINGER
24/	11/23	@FLA	-	-	-	-	-	-	-	-	-	-	-	-	INJ - FINGER
25/	11/25	MON	-	-	-	-	-	-	-	-	-	-	-	-	INJ - FINGER
26/	11/27	@NYI	-	-	-	-	-	-	-	-	-	-	-	-	INJ - FINGER
27/	11/28	NYR	-	-	-	-	-	-	-	-	-	-	-	-	INJ - FINGER
28/22	11/30	@NYR	0	0	0	0	19	12:47	-	-	0	3	0	1	
29/23	12/3	COL	0	0	0	0	18	13:13	-	-	0	3	2	E	
30/24	12/5	CHI	0	0	0	0	21	14:46	-	-	0	1	1	E	
31/25	12/7	CAR	0	0	0	2	22	15:18	-	-	0	0	2	1	
32/26	12/10	@MON	0	1	1	0	17	12:39	-	-	0	1	0	1	100TH NHL ASSIST
33/27	12/12	FLA	0	0	0	0	20	15:39	-	-	1	1	1	1	
34/28	12/15	PHI	0	1	SH	1	0	24	18:25	-	-	2	1	1	1
35/29	12/17	@PHI	0	0	0	0	23	14:44	-	-	0	3	0	E	
36/30	12/19	@BUF	0	0	0	2	23	18:47	-	-	0	3	0	-1	
37/31	12/21	NJ	0	0	0	0	17	15:35	-	-	0	2	0	E	
38/32	12/23	OTT	0	0	0	2	20	14:13	-	-	0	3	1	E	
39/33	12/27	TOR	0	0	0	0	19	15:24	-	-	2	3	0	-2	
40/34	12/29	@BUF	0	0	0	0	18	15:28	-	-	1	0	1	E	
41/	12/30	@NJ	-	-	-	-	-	-	-	-	-	-	-	-	DND
Half- Season Totals			1	6	7	48	701	16:01	0	1	26	93	26	7	

74 JAY MCKEE • D

GAME # TEAM/ PLAYER	DATE	OPP.	G	A	P	PIM	SHIFTS	TOI	F/O WON	F/O LOST	SHOTS	B/S	Hits	+/-	REMARKS	
42/35	1/2	@TB	0	1	1	0	21	17:12	-	-	0	3	2	1		
43/36	1/3	@FLA	0	0	0	0	17	13:59	-	-	2	3	0	E		
44/37	1/5	ATL	0	0	0	0	19	16:18	-	-	1	3	2	E		
45/38	1/7	PHI	0	0	0	0	25	18:07	-	-	0	1	0	E		
46/39	1/9	@TOR	0	0	0	0	31	21:48	-	-	0	3	2	E		
47/40	1/11	@MIN	0	0	0	2	19	12:47	-	-	1	0	0	-2		
48/41	1/13	@CGY	0	0	0	0	21	18:01	-	-	1	3	1	1		
49/42	1/14	@EDM	0	1	1	0	23	16:31	-	-	1	0	1	1		
50/43	1/16	@VAN	0	0	0	0	23	16:13	-	-	0	2	2	2		
51/44	1/19	NYI	0	0	0	2	18	12:59	-	-	1	1	1	-2		
52/45	1/21	WAS	0	0	0	0	17	13:22	-	-	0	2	1	1		
53/46	1/24	@PHI	0	0	0	0	24	15:03	-	-	1	3	2	E		
54/47	1/25	@NYR	0	0	0	0	24	16:36	-	-	1	2	3	-1		
55/48	1/28	OTT	0	0	0	0	22	16:28	-	-	0	3	3	-1		
56/49	1/31	DET	0	0	0	0	20	15:05	-	-	0	1	2	1		
57/	2/1	BUF	-	-	-	-	-	-	-	-	-	-	-	-	INJ	
58/50	2/6	@MON	0	1	SH	1	0	20	17:45	-	-	0	3	0	1	
59/51	2/7	@WAS	0	0	0	0	16	11:34	-	-	0	1	0	-1		
60/52	2/10	NYI	0	0	0	0	21	15:01	-	-	0	0	2	E		
61/53	2/12	NYR	0	0	0	0	17	15:17	-	-	0	0	1	-1		
62/54	2/14	NAS	0	0	0	0	22	15:47	-	-	1	0	1	-2		
63/	3/2	BUF	-	-	-	-	-	-	-	-	-	-	-	-	DND	
64/55	3/4	@NYR	0	0	0	0	8	05:40	-	-	1	0	0	E		
65/	3/6	DAL	-	-	-	-	-	-	-	-	-	-	-	-	DND	
66/	3/7	BOS	-	-	-	-	-	-	-	-	-	-	-	-	DND	
67/	3/11	@CAR	-	-	-	-	-	-	-	-	-	-	-	-	DND	
68/	3/12	@NJ	-	-	-	-	-	-	-	-	-	-	-	-	DND	
69/56	3/14	@TB	0	0	0	0	19	14:34	-	-	0	1	1	1	800TH NHL GAME	
70/	3/17	@NJ	-	-	-	-	-	-	-	-	-	-	-	-	DND	
71/	3/18	@BOS	-	-	-	-	-	-	-	-	-	-	-	-	DND	
72/	3/20	CAR	-	-	-	-	-	-	-	-	-	-	-	-	DND	
73/	3/22	@DET	-	-	-	-	-	-	-	-	-	-	-	-	DND	
74/57	3/24	@WAS	0	0	0	0	15	10:53	-	-	0	3	0	-1		
75/58	3/27	PHI	0	0	0	2	22	14:11	-	-	1	1	1	1		
76/59	3/28	TOR	0	0	0	0	16	15:48	-	-	0	1	2	E		
77/60	3/31	TB	0	0	0	0	18	11:50	-	-	2	2	0	E		
78/	4/3	ATL	-	-	-	-	-	-	-	-	-	-	-	-	DND	
79/61	4/6	WAS	0	0	0	0	10	08:10	-	-	0	0	1	E		
80/	4/8	NYI	-	-	-	-	-	-	-	-	-	-	-	-	DND	
81/	4/10	@ATL	-	-	-	-	-	-	-	-	-	-	-	-	DND	
82/62	4/11	@NYI	0	0	0	0	24	16:02	-	-	2	2	2	E		
Second- Half Totals			0	3	3	6	552	14:45	0	0	16	44	33	-1		
Final Totals			1	9	10	54	1253	15:27	0	1	42	137	59	6		

BROOKS ORPIK • 44

**Position:** D**Shoots:** Left**Ht:** 6-2**Wt:** 219**DOB:** 9/26/80**Birthplace:** San Francisco, CA**Acquired:** Drafted by Penguins in the first round (18th overall) of the 2000 Entry Draft.

pittsburghpenguins.com/brooksorpik

2010 PLAYOFFS: Rugged blueliner paced team with 50 hits (tied) and 30 blocked shots ... Had a plus or even rating in 11 of 13 playoff games ... Valuable member of team's penalty killing units ... Chipped in two assists.

2009-10: Physically imposing defenseman led team and ranked sixth in the NHL with 255 hits ... Broke 200 hits for fourth time in last five seasons ... Placed third on team with 117 blocked shots ... Established career highs with 25 points and 23 assists ... Played six games and earned a silver medal with Team USA at the 2010 Olympic Games ... Named Team Defensive Player of the Year ... Second among team defensemen with an average of 2:53 shorthanded minutes per game ... Set a single-game career high with three assists March 28 vs. Toronto ... Played in his 400th NHL game Nov. 30 at NY Rangers ... Notched his 50th career assist Oct. 17 vs. Tampa Bay.

NHL CAREER: Rugged defenseman has played six-plus NHL seasons in Pittsburgh ... Produced 80 points (8+72) in 449 career games ... Led NHL with 112 postseason hits in 2009 (44 more than second place Brent Seabrook of Chicago, 68) while adding four assists and 22 penalty minutes in 24 games to help the Penguins capture their third Stanley Cup in franchise history ... Was second in league with 51 blocked shots in playoffs ... In regular season, set then single-season career highs with 19 points and 17 assists ... Ranked second in the NHL in hits with 309 ... Has broken the 200-hit barrier in four of the past five seasons ... Leveled a career-high 12 hits Feb. 6, 2009 vs. Columbus ... Ranked fifth in NHL with 239 hits, second among defensemen, during 2007-08 regular season ... Tallied 11 points (1+10) and a career-high plus-11 rating ... Was imposing physical force in 2008 playoffs, leading NHL in hits (102) and blocked shots (61) ... Recorded his first career playoff point with an assist in Game 1 of semifinals against NY Rangers ... Twice had nine hits in a game – March 20, 2008 vs. Tampa Bay and Nov. 30, 2007 vs. Dallas ... Made Penguins and NHL debut during 2002-03 season, became a regular in 2003-04 ... Set career high with 127 penalty minutes in 2003-04 ... Named to Eastern Conference Young Guns roster at 2004 NHL All-Star Game.

INTERNATIONAL: Earned a silver medal with Team USA at the 2010 Olympic Games in Vancouver ... Played for U.S. at 2007 World Championships.

COLLEGE: Played three seasons at Boston College from 1998-01 and helped Eagles win NCAA championship as junior in 2000-01 ... Had 20 assists, 124 penalty minutes in 40 games as a junior ... Totaled 41 points (2+39) with 322 penalty minutes in 119 games at Boston College.

PERSONAL: Favorites include: vacation spot – Sunny Isles, Florida; restaurant – Il Pizzaiolo in Mt. Lebanon; band – Pearl Jam; movie – The Pianist ... Favorite road city is Boston and favorite NHL road arena is Madison Square Garden... Favorite sport other than hockey is soccer ... Person he wishes he could meet is Ronaldinho ... Signed through 2013-14.

CAREER VS. NHL

	GP	G	A	PTS	PIM
ANA	6	0	2	2	0
ATL	22	0	3	3	20
BOS	21	2	1	3	24
BUF	24	0	2	2	22
CGY	3	0	0	0	0
CAR	21	1	2	3	44
CHI	5	0	0	0	4
COL	5	1	4	5	4
CBJ	4	0	2	2	8
DAL	5	0	1	1	0
DET	6	0	0	0	2
EDM	3	0	1	1	2
FLA	24	0	3	3	18
LAK	5	0	1	1	15
MIN	6	0	1	1	13
MON	23	0	5	5	35
NSH	5	1	0	1	8
NJD	37	0	7	7	32
NYI	39	2	9	11	38
NYR	37	0	3	3	40
OTT	23	0	2	2	18
PHI	39	1	7	8	59
PHX	6	0	0	0	13
PIT	-	-	-	-	-
SJS	6	0	0	0	6
STL	5	0	1	1	10
TBL	22	0	4	4	18
TOR	22	0	5	5	26
VAN	2	0	0	0	5
WSH	23	0	6	6	45
Totals	449	8	72	80	529

CAREER HIGHS

Goals: 1 (6 times), 11/26/08 at NYI**Assists:** 2 (4 times), 3/5/09 at FLA**Points:** 2 (6 times), 3/5/09 at FLA (0+2)**SOG:** 4 (2 times), 3/27/07 at WSH**PIM:** 19 (1 time), 3/4/06 vs. CAR



CAREER STATISTICS

YEAR	TEAM	LEAGUE	REGULAR SEASON										PLAYOFFS					
			GP	G	A	PTS	PIM	+/-	PP	SH	GW	S	GP	G	A	PTS	PIM	
1996-97	Thayer Acad.	USHS	20	4	1	5	--	--	--	--	--	--	--	--	--	--	--	--
1997-98	Thayer Acad.	USHS	22	0	7	7	--	--	--	--	--	--	--	--	--	--	--	
1998-99	Boston College	Hockey East	41	1	10	11	96	--	--	--	--	--	--	--	--	--	--	
1999-00	Boston College	Hockey East	38	1	9	10	102	--	--	--	--	--	--	--	--	--	--	
2000-01	Boston College	Hockey East	40	0	20	20	124	--	--	--	--	--	--	--	--	--	--	
2001-02	Wilkes-Barre	AHL	78	2	18	20	99	2	1	0	0	72	--	--	--	--	--	
2002-03	Wilkes-Barre	AHL	71	4	14	18	105	5	0	0	1	79	6	0	0	0	14	
	PITTSBURGH	NHL	6	0	0	0	2	-5	0	0	0	2	--	--	--	--	--	
2003-04	PITTSBURGH	NHL	79	1	9	10	127	-36	0	0	0	56	--	--	--	--	--	
	Wilkes-Barre	AHL	3	0	0	0	2	1	0	0	0	6	24	0	4	4	53	
2004-05	Did Not Play												--	--	--	--	--	
2005-06	PITTSBURGH	NHL	64	2	7	9	124	-3	0	0	0	32	--	--	--	--	--	
	United States	WC	7	0	0	0	10	0	0	0	0	3	--	--	--	--	--	
2006-07	PITTSBURGH	NHL	70	0	6	6	82	4	0	0	0	59	5	0	0	0	8	
2007-08	PITTSBURGH	NHL	78	1	10	11	57	11	0	0	0	50	20	0	2	2	18	
2008-09	PITTSBURGH	NHL	79	2	17	19	73	10	1	0	0	39	24	0	4	4	22	
2009-10	PITTSBURGH	NHL	73	2	23	25	64	6	0	0	0	61	13	0	2	2	12	
	United States	Olympics	6	0	0	0	0	--	0	0	0	--	--	--	--	--	--	
PIT/NHL TOTALS			449	8	72	80	529	-13	1	0	0	299	62	0	8	8	60	

44 BROOKS ORPIK • D

GAME # TEAM/ PLAYER	DATE	OPP.	G	A	P	PIM	SHIFTS	TOI	F/O WON	F/O LOST	SHOTS	B/S	Hits	+/-	REMARKS	
1/1	10/2	NYR	0	0	0	4	28	22:40	-	-	1	2	2	-1		
2/2	10/3	@NYI	0	0	0	0	28	22:20	-	-	2	1	4	2		
3/3	10/7	PHX	0	0	0	2	21	17:53	-	-	0	2	4	E		
4/4	10/8	@PHI	0	0	0	2	28	22:04	-	-	1	3	3	-1		
5/5	10/10	TOR	0	0	0	0	23	17:02	-	-	0	0	4	-1		
6/6	10/12	@OTT	0	0	0	0	25	19:39	-	-	0	1	0	-1		
7/7	10/14	@CAR	0	0	0	0	25	21:19	-	-	0	5	1	-1		
8/8	10/17	TB	0	1	1	0	20	17:35	-	-	1	1	4	2		
9/9	10/20	STL	0	0	0	0	23	22:30	-	-	1	3	3	1		
10/10	10/23	FLA	0	0	0	2	24	18:44	-	-	2	0	2	-1		
11/11	10/24	NJ	0	0	0	0	21	21:20	-	-	1	1	4	-2		
12/12	10/28	MON	0	1	1	0	24	20:27	-	-	1	5	3	1		
13/13	10/30	@CBJ	0	1	1	4	28	21:04	-	-	0	1	0	E		
14/14	10/31	MIN	0	0	0	0	22	17:20	-	-	1	1	8	-1		
15/15	11/3	@ANA	0	2	2	0	23	19:19	-	-	0	3	1	E		
16/16	11/5	@LA	0	1	1	0	24	20:21	-	-	1	1	6	-2		
17/17	11/7	@SJ	0	0	0	0	25	19:59	-	-	2	4	4	-1		
18/18	11/10	@BOS	0	0	0	0	3	02:23	-	-	0	1	2	E		
19/	11/12	NJ	-	-	-	-	-	-	-	-	-	-	-	-	INJ	
20/	11/14	BOS	-	-	-	-	-	-	-	-	-	-	-	-	INJ	
21/	11/16	ANA	-	-	-	-	-	-	-	-	-	-	-	-	INJ	
22/	11/19	@OTT	-	-	-	-	-	-	-	-	-	-	-	-	INJ	
23/19	11/21	@ATL	0	0	0	0	28	24:20	-	-	0	1	5	E		
24/20	11/23	@FLA	0	1	1	0	25	21:15	-	-	2	1	6	E		
25/21	11/25	MON	0	0	0	0	26	20:55	-	-	0	0	2	2		
26/22	11/27	@NYI	0	0	0	2	26	20:30	-	-	1	2	3	-1		
27/23	11/28	NYR	0	2	2	0	21	18:49	-	-	1	1	5	1		
28/24	11/30	@NYR	0	0	0	0	24	20:06	-	-	0	0	5	1	400TH NHL GAME	
29/25	12/3	COL	0	1	1	2	25	21:23	-	-	1	4	4	1		
30/26	12/5	CHI	0	0	0	2	27	23:11	-	-	0	2	4	E		
31/27	12/7	CAR	0	0	0	0	26	20:19	-	-	1	0	2	-1		
32/28	12/10	@MON	0	1	1	0	25	18:23	-	-	1	1	3	3		
33/29	12/12	FLA	0	0	0	0	22	20:21	-	-	0	2	7	1		
34/30	12/15	PHI	0	2	1SH	2	0	28	19:50	-	-	0	2	4	2	
35/31	12/17	@PHI	0	0	0	2	29	20:40	-	-	1	2	1	-1		
36/32	12/19	@BUF	0	0	0	4	27	20:16	-	-	0	0	4	1		
37/33	12/21	NJ	0	0	0	0	22	17:36	-	-	0	2	2	-2		
38/34	12/23	OTT	0	0	0	0	23	18:52	-	-	1	0	4	3		
39/35	12/27	TOR	0	0	0	2	24	19:32	-	-	0	2	7	E		
40/36	12/29	@BUF	0	1	1	0	24	20:39	-	-	2	0	7	1		
41/37	12/30	@NJ	0	0	0	0	27	21:43	-	-	0	1	5	E		
Half- Season Totals			0	14	14	28	894	19:48	0	0	25	58	135	5		

44 BROOKS ORPIK • D

GAME # TEAM/ PLAYER	DATE	OPP.	G	A	P	PIM	SHIFTS	TOI	F/O WON	F/O LOST	SHOTS	B/S	Hits	+/-	REMARKS	
42/38	1/2	@TB	0	0	0	0	25	21:33	-	-	3	4	3	-2		
43/39	1/3	@FLA	0	0	0	0	24	19:40	-	-	1	2	3	-3		
44/40	1/5	ATL	0	0	0	0	26	21:24	-	-	0	1	1	2		
45/41	1/7	PHI	0	1	1	0	27	19:56	-	-	1	1	5	3		
46/42	1/9	@TOR	0	0	0	0	3	02:57	-	-	0	0	0	E		
47/	1/11	@MIN	-	-	-	-	-	-	-	-	-	-	-	-	INJ	
48/	1/13	@CGY	-	-	-	-	-	-	-	-	-	-	-	-	INJ	
49/	1/14	@EDM	-	-	-	-	-	-	-	-	-	-	-	-	INJ	
50/	1/16	@VAN	-	-	-	-	-	-	-	-	-	-	-	-	INJ	
51/43	1/19	NYI	0	1	PP	1	0	26	23:17	-	-	0	2	6	E	
52/44	1/21	WAS	0	0	0	0	0	21	20:26	-	-	1	2	5	-1	
53/45	1/24	@PHI	0	0	0	0	0	30	20:01	-	-	0	2	8	E	
54/46	1/25	@NYR	0	0	0	0	0	31	23:04	-	-	0	2	8	2	
55/47	1/28	OTT	0	0	0	0	0	26	22:44	-	-	2	1	4	-1	
56/48	1/31	DET	0	0	0	0	0	28	26:27	-	-	3	2	0	E	
57/49	2/1	BUF	0	0	0	2	27	23:05	-	-	1	2	4	E		
58/50	2/6	@MON	0	1	1	4	26	19:11	-	-	0	2	3	1		
59/51	2/7	@WAS	0	0	0	12	31	22:34	-	-	0	6	1	-1		
60/52	2/10	NYI	0	1	1	4	24	21:44	-	-	1	1	3	E	CAREER HIGH 18 ASSISTS	
61/53	2/12	NYR	0	0	0	0	0	23	21:44	-	-	1	3	2	1	
62/54	2/14	NAS	1	0	1	2	30	22:23	-	-	3	1	4	1	FIRST GOAL IN 111 GAMES	
63/55	3/2	BUF	0	0	0	2	26	20:09	-	-	3	2	3	1		
64/56	3/4	@NYR	0	0	0	2	25	18:32	-	-	3	2	3	2		
65/57	3/6	DAL	0	0	0	0	0	27	20:16	-	-	1	2	4	2	
66/58	3/7	BOS	0	0	0	2	24	19:36	-	-	0	1	2	E		
67/59	3/11	@CAR	0	0	0	0	0	26	18:45	-	-	3	0	0	-2	
68/60	3/12	@NJ	0	0	0	0	0	20	18:15	-	-	1	3	3	-1	
69/61	3/14	@TB	0	0	0	2	29	22:33	-	-	2	1	2	E		
70/62	3/17	@NJ	0	0	0	0	0	23	20:20	-	-	0	0	2	E	
71/63	3/18	@BOS	0	1	1	0	0	26	20:29	-	-	0	2	5	1	
72/64	3/20	CAR	0	0	0	0	0	30	21:24	-	-	0	0	6	-2	
73/65	3/22	@DET	0	0	0	0	0	23	18:01	-	-	0	2	3	E	
74/66	3/24	@WAS	0	1	1	0	0	28	23:19	-	-	1	2	3	-1	
75/67	3/27	PHI	0	0	0	2	27	22:21	-	-	1	0	4	1		
76/68	3/28	TOR	0	3	3	0	0	26	21:49	-	-	1	1	3	1	CAREER HIGH 3 ASSISTS
77/69	3/31	TB	0	0	0	0	0	25	18:09	-	-	1	1	3	-1	
78/70	4/3	ATL	0	0	0	0	0	25	21:47	-	-	0	2	3	-1	
79/71	4/6	WAS	0	0	0	0	0	25	18:18	-	-	1	0	1	-2	
80/72	4/8	NYI	1	0	1	2	27	18:49	-	-	1	4	4	1		
81/73	4/10	@ATL	0	0	0	0	0	19	13:26	-	-	0	0	6	E	
82/	4/11	@NYI	-	-	-	-	-	-	-	-	-	-	-	-	INJ	
Second- Half Totals			2	9	11	36	909	20:14			36	59	120	1		
Final Totals			2	23	25	64	1803	20:05	0	0	61	117	255	6		

ALEXEI PONIKAROVSKY • 23

**Position:** Left Wing**Shoots:** Left**Ht:** 6-4**Wt:** 229**DOB:** 4/9/80**Birthplace:** Kiev, Ukraine

Acquired: From Toronto Maple Leafs with a 2010 sixth-round pick on March 2, 2010 for Luca Caputi and Martin Skoula.



pittsburghpenguins.com/alexeiponikarovsky

2010 PLAYOFFS: Recorded five points (1+4) in 11 games ... Helped Penguins overcome a 3-0 Game 6 deficit and clinch quarterfinals series vs. Ottawa in an 4-3 overtime victory by assisting on Matt Cooke's game-tying goal in the third period.

2009-10: Finished the season with 21 goals and 50 points in 77 games split between the Penguins and Toronto Maple Leafs ... Notched nine points (2+7) in 16 games with the Penguins after being acquired on March 2 ... Recorded 50-plus points for the second straight season ... Hit the 20-goal plateau for the fourth time in his career ... Picked up his 150th NHL assist on March 28 vs. Toronto ... Collected his 100th NHL goal when he tallied twice at Montreal on Oct. 31 as a member of the Maple Leafs ... Notched his 150th NHL point with a goal at Atlanta on Jan. 19.

PRO CAREER: Ukraine winger has totaled 266 points on 116 goals and 150 assists in 493 NHL games during his six-year NHL career ... Has nine points (2+7) in 34 career postseason games ... Played the first five-plus seasons of his career with Toronto after the Maple Leafs made him the 87th-overall pick in the 1998 NHL Entry Draft ... Saw first NHL action with 22 games for Leafs in 2000-01 ... Played first game Jan. 10, 2001 vs. Tampa Bay, recorded first point (assist) Jan. 12 vs. Phoenix and scored first goal Feb. 1 at Washington ... Established himself as an NHL player in 2003-04 after appearing in 73 games ... Set new career highs across the board in games played (82), goals (23), assists (38) and points (61) in 2008-09 ... Collected 100th career assist Jan. 29, 2009 at Colorado, and 200th point March 14, 2009 vs. Calgary ... Played three seasons with St. John's of the American Hockey League, posting 130 points (57+73) in 184 games ... Selected to PlanetUSA Team at the AHL All-Star Classic but did not play due to injury.

INTERNATIONAL: Played for the Ukraine Olympic Team in 2002, recording one goal and two points in four games.

PERSONAL: Favorites include: movie – Braveheart; TV show – Hell's Kitchen; website – youtube.com; book – Fishing/Hunting magazines ... Favorite athlete is Lance Armstrong ... Signed through 2009-10.

CAREER VS. NHL

	GP	G	A	PTS	PIM
ANA	5	0	2	2	4
ATL	22	15	6	21	14
BOS	42	11	10	21	28
BUF	38	7	12	19	23
CGY	8	1	4	5	2
CAR	24	3	6	9	27
CHI	6	1	1	2	10
COL	6	0	3	3	6
CBJ	6	0	4	4	4
DAL	6	3	0	3	2
DET	6	1	0	1	4
EDM	8	1	1	2	8
FLA	21	5	9	14	16
LAK	6	0	2	2	8
MIN	5	2	0	2	4
MON	38	10	15	25	18
NSH	7	2	2	4	2
NJD	29	6	7	13	16
NYI	24	7	6	13	31
NYR	23	8	8	16	14
OTT	40	5	13	18	20
PHI	26	5	6	11	18
PHX	6	3	2	5	2
PIT	22	6	11	17	8
SJS	6	0	1	1	2
STL	5	2	0	2	4
TBL	25	3	7	10	22
TOR	1	0	1	1	0
VAN	8	0	3	3	2
WSH	24	9	6	15	16
Totals	493	116	150	266	335

CAREER HIGHS

Goals: 2 (13 times), 1/19/10 at ATL**Assists:** 4 (1 time), 3/14/09 vs. CGY**Points:** 5 (1 time), 12/16/06 vs. NYR (2+3)**SOG:** 7 (4 times), 12/12/09 vs. WAS**PIM:** 6 (1 time), 10/20/07 vs. CHI



CAREER STATISTICS

YEAR	TEAM	LEAGUE	REGULAR SEASON										PLAYOFFS					
			GP	G	A	PTS	PIM	+/-	PP	SH	GW	S	GP	G	A	PTS	PIM	
1997-98	Moscow-Dynm	Russia	24	1	2	3	30	--	--	--	--	--	--	--	--	--	--	--
1998-99	Moscow-Krylja	Russia	13	2	1	3	2	--	--	--	--	--	3	0	0	0	2	
1999-00	Thk Tver	Russia-2	29	8	14	22	26	--	--	--	--	--	--	--	--	--	--	
	Moscow-Dynm	Russia	19	1	0	1	8	--	--	--	--	--	1	0	0	0	0	
	Moscow-Dynm	EUROHL	2	0	2	2	0	--	--	--	--	--	--	--	--	--	--	
2000-01	Toronto	NHL	22	1	3	4	14	-1	0	0	0	21	--	--	--	--	--	
	St. John's	AHL	49	12	24	36	44	11	3	0	1	126	4	0	0	0	4	
2001-02	Toronto	NHL	8	2	0	2	0	2	0	0	1	8	10	0	0	0	4	
	St. John's	AHL	72	21	27	48	74	4	4	1	2	--	5	2	1	3	8	
	Ukraine	OLY	4	1	1	2	6	--	--	--	--	--	--	--	--	--	--	
2002-03	Toronto	NHL	13	0	3	3	11	4	0	0	0	13	--	--	--	--	--	
	St. John's	AHL	63	24	22	46	68	18	5	2	2	162	--	--	--	--	--	
2003-04	Toronto	NHL	73	9	19	28	44	14	1	0	2	110	13	1	3	4	8	
2004-05	Khmik Voskresensk	Russia	19	1	5	6	16	--	--	--	--	--	--	--	--	--	--	
2005-06	Toronto	NHL	81	21	17	38	68	15	2	4	3	157	--	--	--	--	--	
2006-07	Toronto	NHL	71	21	24	45	63	8	6	0	1	198	--	--	--	--	--	
2007-08	Toronto	NHL	66	18	17	35	36	3	1	0	1	150	--	--	--	--	--	
2008-09	Toronto	NHL	82	23	38	61	38	6	5	0	3	185	--	--	--	--	--	
2009-10	Toronto	NHL	61	19	22	41	44	5	4	0	1	147	--	--	--	--	--	
	PITTSBURGH	NHL	16	2	7	9	17	-6	1	0	0	37	11	1	4	5	4	
NHL TOTALS			493	116	150	266	335	50	20	4	12	1026	34	2	7	9	12	
PITTSBURGH TOTALS			16	2	7	9	17	-6	1	0	0	37	11	1	4	5	4	

23 ALEXEI PONIKAROVSKY • LW

GAME # TEAM/ PLAYER	DATE	OPP.	G	A	P	PIM	SHIFTS	TOI	F/O WON	F/O LOST	SHOTS	B/S	Hits	+/-	REMARKS	
42/	1/2	@TB	-	-	-	-	-	-	-	-	-	-	-	-	TOR	
43/	1/3	@FLA	-	-	-	-	-	-	-	-	-	-	-	-	TOR	
44/	1/5	ATL	-	-	-	-	-	-	-	-	-	-	-	-	TOR	
45/	1/7	PHI	-	-	-	-	-	-	-	-	-	-	-	-	TOR	
46/	1/9	@TOR	-	-	-	-	-	-	-	-	-	-	-	-	TOR	
47/	1/11	@MIN	-	-	-	-	-	-	-	-	-	-	-	-	TOR	
48/	1/13	@CGY	-	-	-	-	-	-	-	-	-	-	-	-	TOR	
49/	1/14	@EDM	-	-	-	-	-	-	-	-	-	-	-	-	TOR	
50/	1/16	@VAN	-	-	-	-	-	-	-	-	-	-	-	-	TOR	
51/	1/19	NYI	-	-	-	-	-	-	-	-	-	-	-	-	TOR	
52/	1/21	WAS	-	-	-	-	-	-	-	-	-	-	-	-	TOR	
53/	1/24	@PHI	-	-	-	-	-	-	-	-	-	-	-	-	TOR	
54/	1/25	@NYR	-	-	-	-	-	-	-	-	-	-	-	-	TOR	
55/	1/28	OTT	-	-	-	-	-	-	-	-	-	-	-	-	TOR	
56/	1/31	DET	-	-	-	-	-	-	-	-	-	-	-	-	TOR	
57/	2/1	BUF	-	-	-	-	-	-	-	-	-	-	-	-	TOR	
58/	2/6	@MON	-	-	-	-	-	-	-	-	-	-	-	-	TOR	
59/	2/7	@WAS	-	-	-	-	-	-	-	-	-	-	-	-	TOR	
60/	2/10	NYI	-	-	-	-	-	-	-	-	-	-	-	-	TOR	
61/	2/12	NYR	-	-	-	-	-	-	-	-	-	-	-	-	TOR	
62/	2/14	NAS	-	-	-	-	-	-	-	-	-	-	-	-	TOR	
63/	3/2	BUF	-	-	-	-	-	-	-	-	-	-	-	-	TOR	
64/	3/4	@NYR	-	-	-	-	-	-	-	-	-	-	-	-	DND	
65/1	3/6	DAL	1	PP	0	1	0	17	14:38	-	-	6	0	4	-2	1ST GAME WITH PENS
66/2	3/7	BOS	0	1	1	0	19	13:16	-	-	0	1	3	1		
67/3	3/11	@CAR	0	0	0	0	19	13:45	-	-	2	0	2	-1		
68/4	3/12	@NJ	0	0	0	0	17	14:24	-	-	3	0	1	E		
69/5	3/14	@TB	0	1	PP	1	0	14	15:36	0	1	2	0	0	E	
70/6	3/17	@NJ	0	0	0	0	19	19:10	-	-	1	0	2	-1		
71/7	3/18	@BOS	1	0	1	0	19	18:03	-	-	2	0	3	1		
72/8	3/20	CAR	0	2	PP	2	0	15	13:15	-	-	0	0	5	E	
73/9	3/22	@DET	0	0	0	0	15	13:03	-	-	1	0	2	E		
74/10	3/24	@WAS	0	1	PP	1	0	19	17:51	-	-	2	0	0	-1	
75/11	3/27	PHI	0	1	1	0	18	13:54	-	-	4	0	1	E		
76/12	3/28	TOR	0	1	1	0	20	17:44	-	-	4	0	0	1	150TH NHL ASSIST	
77/13	3/31	TB	0	0	0	2	17	15:56	-	-	2	1	4	E		
78/14	4/3	ATL	0	0	0	0	17	14:43	-	-	4	0	1	-1		
79/15	4/6	WAS	0	0	0	0	18	16:47	-	-	3	0	4	-2		
80/16	4/8	NYI	0	0	0	15	12	09:16	-	-	1	0	0	-1		
81/	4/10	@ATL	-	-	-	-	-	-	-	-	-	-	-	-	SUS	
82/	4/11	@NYI	-	-	-	-	-	-	-	-	-	-	-	-	SUS	
Second- Half Totals			2	7	9	17	275	15:05	-	-	37	2	32	-6		
Final Totals			2	7	9	17	275	05:00	-	-	37	2	32	-6		

MIKE RUPP • 17



Position: C
Shoots: Left

Ht: 6-5

Wt: 230

DOB: 1/13/80

Birthplace: Cleveland, OH

Acquired: Signed as a free agent on July 1, 2009.



pittsburghpenguins.com/mikerupp

2010 PLAYOFFS: Appeared in 11 games and totaled eight penalty minutes ... Physical forward leveled 32 hits, tied for fourth most.

2009-10: More than doubled his previous career high with 13 goals (6, 2006-07 and 2003-04) ... Also established a career high with 19 points (11, 2003-04) and 81 games played during his first season as a Penguin ... Established a new career high and ranked second on the team with 198 hits ... Broke 100 hits for fourth straight season ... Led club with 120 penalty minutes ... Notched his first career hat trick on Nov. 30 at NY Rangers ... Appeared in his 400th NHL contest March 6 vs. Dallas.

NHL CAREER: Rugged veteran forward has played in 416 career NHL games with New Jersey, Phoenix, Columbus and Pittsburgh, posting 72 points (40+32) and 532 penalty minutes ... Won Stanley Cup with New Jersey in 2003 as a rookie ... Cup hero scored a goal and added two assists for three points in Cup-clinching 3-0 Game 7 victory ... Has compiled six points (1+5) and 31 penalty minutes in 36 career postseason contests ... Drafted by NY Islanders in first round (ninth overall) of 1998 NHL Entry Draft ... Re-entered draft after not signing with NY Islanders and was selected by New Jersey (76th overall) in 2000 ... Made pro debut with New Jersey on Jan. 13, 2003 vs. Florida on 23rd birthday, scoring two goals in the contest.

JUNIOR: Played three seasons in the Ontario Hockey League with Windsor and Erie, collecting 127 points (70+57) and 353 penalty minutes in 185 games ... Started OHL career in 1997-98 with Windsor, totaling 17 points (9+8) and 60 penalty minutes in 38 games with Spitfires ... Finished OHL career with Erie ... Played 147 games and totaled 110 points (61+49) and 293 penalty minutes in Erie.

PERSONAL: Enjoys summers in Saegertown, PA ... Lists Napoleon Dynamite as his favorite movie and Big Brother as his favorite TV show ... Enjoys listening to the music of Audio Adrenaline and Hawk Nelson ... Lists trap shooting and spending time with his kids as his hobbies ... Visited Cleveland Browns' training camp and held a fundraiser for the Jennifer Ferraro Foundation during his day with the Stanley Cup in 2003 ... First job was at a local grocery store ... Married to Christie ... The Rupps have one daughter, Madeline, and one son, Mason.

CAREER VS. NHL

	GP	G	A	PTS	PIM
ANA	10	1	1	2	2
ATL	19	0	4	4	45
BOS	17	3	3	6	18
BUF	18	1	1	2	17
CGY	4	0	0	0	7
CAR	19	5	1	6	20
CHI	10	1	1	2	13
COL	7	0	3	3	8
CBJ	4	0	0	0	6
DAL	5	1	0	1	9
DET	8	0	0	0	8
EDM	6	0	0	0	10
FLA	18	3	3	6	18
LAK	11	0	1	1	22
MIN	8	0	2	2	10
MON	16	2	1	3	8
NSH	7	0	1	1	11
NJD	7	0	0	0	6
NYI	33	2	0	2	50
NYR	31	5	2	7	46
OTT	19	0	3	3	31
PHI	33	6	1	7	76
PHX	6	2	1	3	2
PIT	26	3	1	4	32
SJS	9	1	0	1	9
STL	7	0	1	1	7
TBL	16	2	0	2	6
TOR	17	2	1	3	20
VAN	6	0	0	0	4
WSH	19	0	0	0	11
Totals	416	40	32	72	532

CAREER HIGHS

Goals: 3, 11/30/10 at NYR

Assists: 2, 4/2/08 vs. BOS

Points: 3, 11/30/10 at NYR (3G)

PIM: 20, 10/25/08 at PHI

SOG: 6, 1/29/08 vs. PIT



CAREER STATISTICS

YEAR	TEAM	LEAGUE	REGULAR SEASON										PLAYOFFS					
			GP	G	A	PTS	PIM	+/-	PP	SH	GW	S	GP	G	A	PTS	PIM	
1997-98	Windsor	OHL	38	9	8	17	--	60	--	--	--	--	--	--	--	--	--	--
	Erie	OHL	26	7	3	10	--	57	--	--	--	--	7	3	1	4	6	
1998-99	Erie	OHL	63	22	25	47	102	-2	4	0	3	--	5	0	2	2	25	
1999-00	Erie	OHL	58	32	21	53	134	4	10	0	5	--	13	5	5	10	22	
2000-01	Albany	AHL	71	10	10	20	63	--	--	--	--	--	--	--	--	--	--	
2001-02	Albany	AHL	78	13	17	30	90	-27	3	0	0	--	--	--	--	--	--	
2002-03	New Jersey	NHL	26	5	3	8	21	0	2	0	3	34	4	1	3	4	0	
	Albany	AHL	47	8	11	19	74	1	1	0	1	110	--	--	--	--	--	
2003-04	New Jersey	NHL	51	6	5	11	41	-1	1	0	1	64	--	--	--	--	--	
	Phoenix	NHL	6	0	1	1	6	-3	0	0	0	12	--	--	--	--	--	
	Danbury	UHL	14	5	5	10	30	4	1	0	0	--	11	3	4	7	38	
2005-06	Phoenix	NHL	1	0	0	0	0	0	0	0	0	1	--	--	--	--	--	
	Columbus	NHL	39	4	2	6	58	-3	0	0	0	38	--	--	--	--	--	
	Syracuse	AHL	3	1	2	3	12	1	0	0	0	--	--	--	--	--	--	
2006-07	New Jersey	NHL	76	6	3	9	136	-2	0	0	0	76	9	0	1	1	7	
2007-08	New Jersey	NHL	64	3	6	9	58	-8	1	0	0	69	5	0	1	1	2	
2008-09	New Jersey	NHL	72	3	6	9	136	-2	0	0	0	76	7	0	0	0	14	
2009-10	PITTSBURGH	NHL	81	13	6	19	120	5	0	0	1	87	11	0	0	0	8	
NHL TOTALS			416	40	32	72	532	-22	4	0	6	441	36	1	5	6	31	
PITTSBURGH TOTALS			81	13	6	19	120	5	0	0	1	87	11	0	0	0	8	

17 MIKE RUPP • C

GAME # TEAM/ PLAYER	DATE	OPP.	G	A	P	PIM	SHIFTS	TOI	F/O WON	F/O LOST	SHOTS	B/S	Hits	+/-	REMARKS
1/1	10/2	NYR	0	0	0	0	10	09:09	0	1	1	0	2	-1	
2/2	10/3	@NYI	0	0	0	7	12	06:59	2	1	1	0	2	E	
3/3	10/7	PHX	0	0	0	0	8	07:20	1	1	0	0	3	E	
4/4	10/8	@PHI	0	0	0	0	12	07:07	0	2	1	1	0	E	
5/5	10/10	TOR	0	0	0	5	13	07:53	0	2	0	0	3	E	
6/6	10/12	@OTT	0	1	1	4	11	10:03	1	0	1	0	2	1	
7/7	10/14	@CAR	1	0	1	2	12	07:20	1	1	1	0	3	1	
8/8	10/17	TB	1	0	1	0	9	06:31	-	-	2	0	3	1	
9/9	10/20	STL	0	0	0	0	11	12:34	-	-	0	1	1	E	
10/10	10/23	FLA	0	0	0	0	8	04:47	-	-	1	0	0	E	
11/11	10/24	NJ	0	0	0	2	13	10:00	2	1	2	0	6	E	
12/12	10/28	MON	1	0	1	0	12	10:44	2	3	1	0	1	1	
13/13	10/30	@CBJ	0	0	0	2	16	12:14	4	2	3	0	8	-1	
14/14	10/31	MIN	0	0	0	2	13	08:40	0	1	1	0	3	E	
15/15	11/3	@ANA	1	0	1	0	12	07:51	3	4	3	0	0	1	
16/16	11/5	@LA	0	0	0	0	13	09:17	3	2	0	0	0	E	
17/17	11/7	@SJ	0	0	0	5	14	11:31	2	3	0	1	3	E	
18/18	11/10	@BOS	0	0	0	0	15	09:01	1	5	1	2	3	E	
19/19	11/12	NJ	0	0	0	0	13	08:12	1	3	1	0	3	E	
20/20	11/14	BOS	0	0	0	0	12	09:11	-	-	2	1	1	-1	
21/21	11/16	ANA	0	0	0	0	13	11:08	1	0	1	0	0	1	
22/22	11/19	@OTT	0	0	0	0	10	11:14	2	4	0	0	4	-2	
23/23	11/21	@ATL	0	1	1	0	13	09:50	0	3	2	1	2	1	
24/24	11/23	@FLA	1	0	1	5	11	07:51	1	4	2	0	2	1	
25/25	11/25	MON	0	0	0	0	14	11:03	0	1	0	0	9	E	
26/26	11/27	@NYI	0	0	0	0	14	11:55	0	6	0	0	3	-2	
27/27	11/28	NYR	0	0	0	0	10	09:01	1	2	1	0	2	E	
28/28	11/30	@NYR	3	0	3	0	18	13:12	1	0	5	0	4	3	1ST CAREER HT, GWG
29/29	12/3	COL	0	1	1	0	17	13:14	1	1	2	0	2	1	
30/30	12/5	CHI	0	0	0	4	11	07:43	0	1	1	0	4	E	
31/31	12/7	CAR	1	0	1	0	13	09:51	0	2	1	0	3	1	
32/32	12/10	@MON	0	0	0	2	15	10:30	-	-	0	0	1	1	
33/33	12/12	FLA	0	1	1	2	9	06:08	0	1	0	0	3	1	
34/34	12/15	PHI	0	0	0	7	16	13:25	3	2	4	1	4	1	
35/35	12/17	@PHI	0	0	0	5	13	10:15	3	2	3	0	2	E	
36/36	12/19	@BUF	0	0	0	0	11	07:58	-	-	0	0	2	E	
37/37	12/21	NJ	0	0	0	0	12	10:25	2	2	2	0	6	-1	
38/38	12/23	OTT	0	0	0	9	16	11:57	2	0	1	0	1	E	
39/39	12/27	TOR	1	0	1	0	15	11:54	1	0	1	0	5	1	
40/40	12/29	@BUF	0	0	0	0	16	12:46	1	0	1	1	2	-1	
41/41	12/30	@NJ	0	0	0	2	14	11:17	1	0	1	0	3	E	
Half- Season Totals			10	4	14	65	520	09:44	43	63	50	9	111	8	

17 MIKE RUPP • C

GAME # TEAM/ PLAYER	DATE	OPP.	G	A	P	PIM	SHIFTS	TOI	F/O WON	F/O LOST	SHOTS	B/S	Hits	+/-	REMARKS
42/42	1/2	@TB	0	0	0	0	9	08:24	1	0	1	0	0	-2	
43/43	1/3	@FLA	0	0	0	2	14	10:28	0	2	1	0	3	E	
44/44	1/5	ATL	0	0	0	0	10	07:15	0	1	0	0	3	-1	
45/45	1/7	PHI	1	0	1	0	14	10:30	2	2	3	0	5	E	
46/46	1/9	@TOR	0	0	0	0	13	11:09	-	-	0	0	2	E	
47/47	1/11	@MIN	0	0	0	0	8	04:22	0	0	1	0	0	E	
48/48	1/13	@CGY	0	0	0	0	13	08:08	2	1	0	1	0	1	
49/49	1/14	@EDM	0	0	0	2	14	10:10	1	0	1	0	1	E	
50/50	1/16	@VAN	0	0	0	0	12	10:11	1	0	1	0	0	-2	
51/51	1/19	NYI	0	0	0	0	12	09:55	1	0	3	0	4	-1	
52/52	1/21	WAS	0	0	0	0	13	13:20	1	0	1	0	5	E	
53/53	1/24	@PHI	0	0	0	2	14	10:22	1	2	2	1	1	E	
54/54	1/25	@NYR	0	0	0	0	10	08:17	0	2	0	0	6	E	
55/55	1/28	OTT	0	0	0	2	12	11:07	2	1	0	0	3	E	
56/56	1/31	DET	0	0	0	0	12	07:55	-	-	1	0	4	E	
57/57	2/1	BUF	0	0	0	0	8	07:12	-	-	0	0	2	E	
58/58	2/6	@MON	0	0	0	0	9	07:09	-	-	1	0	1	E	
59/59	2/7	@WAS	0	0	0	0	8	06:28	-	-	3	1	1	E	
60/60	2/10	NYI	0	0	0	2	10	08:16	-	-	0	0	3	E	
61/61	2/12	NYR	0	0	0	0	8	07:04	-	-	0	0	1	E	
62/62	2/14	NAS	0	0	0	0	11	08:38	2	1	2	0	1	E	
63/63	3/2	BUF	0	0	0	5	9	07:54	-	-	0	0	4	E	
64/64	3/4	@NYR	1	0	1	0	11	09:11	-	-	2	0	7	E	
65/65	3/6	DAL	0	0	0	5	10	07:03	-	-	1	0	1	E	400TH NHL GAME
66/66	3/7	BOS	0	1	1	0	10	07:23	-	-	0	0	2	1	
67/67	3/11	@CAR	0	0	0	0	12	08:32	-	-	0	0	4	-1	
68/68	3/12	@NJ	0	0	0	2	8	05:36	-	-	0	0	1	E	
69/69	3/14	@TB	0	0	0	0	8	08:08	1	0	0	0	1	E	
70/70	3/17	@NJ	0	0	0	0	12	09:05	1	0	0	0	3	-1	
71/71	3/18	@BOS	1	0	1	5	14	10:43	1	3	2	1	2	2	
72/72	3/20	CAR	0	0	0	2	11	10:11	-	-	0	0	2	-1	
73/73	3/22	@DET	0	0	0	0	8	07:01	1	0	2	0	0	-1	
74/74	3/24	@WAS	0	0	0	0	9	05:52	-	-	1	0	2	1	
75/75	3/27	PHI	0	0	0	4	12	08:33	0	1	0	1	3	E	
76/76	3/28	TOR	0	1	1	0	9	07:19	-	-	1	1	1	E	
77/77	3/31	TB	0	0	0	0	12	10:00	1	1	2	0	3	E	
78/	4/3	ATL	-	-	-	-	-	-	-	-	-	-	-	-	DND
79/78	4/6	WAS	0	0	0	0	12	09:27	-	-	1	0	2	1	
80/79	4/8	NYI	0	0	0	5	9	06:32	1	0	3	1	2	1	
81/80	4/10	@ATL	0	0	0	12	8	05:15	-	-	1	0	1	E	
82/81	4/11	@NYI	0	0	0	5	7	03:18	-	-	0	0	0	E	
Second- Half Totals			3	2	5	55	425	08:20	20	17	37	7	87	-3	
Final Totals			13	6	19	120	945	09:03	63	80	87	16	198	5	

JORDAN STAAL • 11

Position: C

Shoots: Left

Ht: 6-4

Wt: 220


DOB: 9/10/88

Birthplace: Thunder Bay, ON

Acquired: Drafted by Penguins in the first round (2nd overall) of the 2006 Entry Draft.



pittsburghpenguins.com/jordanstaal



2010 PLAYOFFS: Durable center played in 358 consecutive games (including playoffs) until a laceration on his foot sidelined him for two games ... Worked diligently to return after only two contests despite the severity of the injury ... Recorded five points (3+2) in 11 games ... Team's top penalty killer logged a club-best 2:27 shorthanded minutes per game ... Scored last Penguins' goal ever at Mellon Arena with a tally in Game 7 vs. Montreal ... Posted two assists in series clinching Game 6 victory against Ottawa.

2009-10: Finished the season by tying a career-high with 49 points (21+28) in 82 games ... Third straight season he's played in all 82 contests ... His 28 assists were a career high ... Reached the 20-goal plateau and recorded at least 40 points for the third time in four seasons ... Led team with career-high plus-19 rating while regularly matched against opposing team's best players ... Dependable forward has played in 302 consecutive straight games, second-longest streak in franchise history (313, Ron Schock) ... Team's top penalty killing forward averaged a team-best 3:20 shorthanded minutes per contest ... Voted by his peers as the team's Player's Player, an award given to the player that best exemplifies leadership for the team, both on and off the ice ... Became the youngest player (21 years, 140 days) in NHL history to appear in 300 games Jan. 28 vs. Ottawa ... Collected a single-game career-high three assists Jan. 14 at Edmonton.

NHL CAREER: Strong two-way centerman posted 168 points (84+84) while playing 327 games in his four-year career ... Has never missed a regular-season game to injury in his career, playing in 327 of 328 possible games during his career ... Has played 302 straight regular-season games, second-best mark in franchise history (313, Ron Schock), and had a streak of 358 consecutive contests (including playoffs) snapped ... Played in 60 career postseason games before his 22nd birthday, totaling 24 points (16+8) ... Notched nine playoff points (4+5) in 24 games and scored critical goals in Games 4 and 6 of Stanley Cup Final to help team win its third Stanley Cup in franchise history in 2009 ... In Game 4 against Detroit, tallied a gigantic shorthanded goal to swing momentum to the Penguins ... Was paired against opposing team's top forward combinations throughout the postseason; held Philadelphia sniper Jeff Carter to one goal in six-game opening-round series and brother Eric to one goal in Eastern Conference Finals as Penguins bested Carolina ... In regular season, enjoyed his best campaign as a pro ... Set then single-season career highs in points (49) and assists (27) while adding 22 goals ... Ended regular season by setting a new career high scoring streak with points in his final six games, tallying eight total (2+6) from April 1-11 ... Posted his second career hat trick and set a new single-game high in points (4) with three goals and an assist Nov. 11 at Detroit; scored all three goals in the third period, including game-tying goal with 22.8 seconds left in regulation, and then assisted on Ruslan Fedotenko's game-winning overtime goal ... Tallied his 100th career point (assist) Feb. 11 vs. San Jose ... Finished 2007-08 regular season with 28 points (12+16) ... Chipped in six goals during 2008 playoffs, including game-winner in Game 2 of semifinals against NY Rangers ... Had a goal in three of the final four games of

CAREER VS. NHL

	GP	G	A	PTS	PIM
ANA	5	1	3	4	0
ATL	16	7	3	10	2
BOS	16	2	7	9	10
BUF	16	5	4	9	4
CGY	3	0	1	1	2
CAR	16	2	4	6	12
CHI	3	2	1	3	0
COL	3	2	1	3	2
CBJ	4	2	0	2	0
DAL	4	3	2	5	6
DET	5	3	1	4	2
EDM	3	0	3	3	2
FLA	15	2	4	6	6
LAK	4	3	0	3	2
MIN	4	0	1	1	7
MON	16	1	5	6	2
NSH	3	2	1	3	2
NJD	28	6	2	8	10
NYI	28	4	8	12	29
NYR	28	7	7	14	18
OTT	16	4	9	13	4
PHI	28	9	3	12	10
PHX	4	0	1	1	6
PIT	-	-	-	-	-
SJS	5	0	1	1	4
STL	3	1	1	2	0
TBL	15	4	6	10	6
TOR	16	6	3	9	10
VAN	3	0	1	1	0
WSH	16	6	1	7	15
Totals	327	84	84	168	173

CAREER HIGHS

Goals: 3 (2 times), 11/11/08 at DET

Assists: 2 (2 times), 4/7/09 at TB

Points: 4 (1 time), 11/11/08 at DET (3-1)

SOG: 8 (1 time), 3/10/09 vs. FLA

PIM: 6 (1 time), 2/14/08 at CAR

Hat Tricks: 2, 11/11/08 at DET (3G)



Philadelphia series ... Was finalist for Calder Trophy as Rookie of the Year and named to NHL All-Rookie Team as 18-year-old in 2006-07 ... Made NHL debut shortly after 18th birthday ... Ranked second among NHL rookies with a career high 29 goals, trailing only teammate Evgeni Malkin (33) ... Posted 42 points (29+13) in 81 games ... Set an NHL rookie record and led the league with seven shorthanded goals ... Ranked first on team with plus-16 rating ... Became youngest player in NHL history to score two shorthanded goals in a game and youngest to score on a penalty shot Oct. 21 vs. Columbus ... First player since 1982 to score his first three NHL goals shorthanded ... Became youngest player in NHL history (18 years, 153 days) to record a hat trick when he scored three goals, including the game-winning overtime goal, Feb. 10 vs. Toronto ... Scored 20th goal Feb. 8 vs. Philadelphia and was third-youngest player in NHL history to reach 20-goal mark, trailing only Ted Lindsay and Sidney Crosby.

INTERNATIONAL: Invited to Canada's National Men's Team orientation camp for 2010 Olympic Games ... Won gold medal

with Team Canada at 2007 World Championships, chipping in two assists in nine games ... Was eligible to play for Canada at World Junior Championships in 2007 and 2008 but already had made NHL.

JUNIOR: Played two seasons for Peterborough Petes of Ontario Hockey League from 2004-06 ... Had 68 points (28+40) in 68 games as 17-year-old in 2005-06 ... Selected to play in OHL All-Star Game and had two assists ... Career totals of 96 points (37+59) in 134 games at Peterborough.

PERSONAL: Nickname – "Staalsy" and "Gronk" ... Turned 21 on Sept. 10 ... Member of hockey's first family with brothers Eric and Jared (Carolina) and Marc (NY Rangers) ... Lists the Bell Centre as favorite road arena and Vancouver as favorite road city ... Other favorites include: vacation spot – Wisconsin Dells; food – Pierogies; restaurant – The Keg; Band – Little Big Town; movie – Anchorman; sport other than hockey – golf ... Would like to meet Bobby Orr ... Signed through 2012-13.

CAREER STATISTICS

YEAR	TEAM	LEAGUE	REGULAR SEASON										PLAYOFFS				
			GP	G	A	PTS	PIM	+/-	PP	SH	GW	S	GP	G	A	PTS	PIM
2004-05	Peterborough	OHL	66	9	19	28	29	1	0	0	--	--	14	5	5	10	16
2005-06	Peterborough	OHL	68	28	40	68	69	16	11	2	--	--	19	10	6	16	16
2006-07	PITTSBURGH	NHL	81	29	13	42	24	16	4	7	4	131	5	3	0	3	2
	Canada	WC	9	0	2	2	0	4	0	0	0	7	--	--	--	--	--
2007-08	PITTSBURGH	NHL	82	12	16	28	55	-5	3	0	4	183	20	6	1	7	14
2008-09	PITTSBURGH	NHL	82	22	27	49	37	5	2	1	3	166	24	4	5	9	8
2009-10	PITTSBURGH	NHL	82	21	28	49	57	19	1	2	1	195	11	3	2	5	6
PIT/NHL TOTALS			327	84	84	168	173	35	10	10	12	675	60	16	8	24	30

11 JORDAN STAAL • C

GAME # TEAM/ PLAYER	DATE	OPP.	G	A	P	PIM	SHIFTS	TOI	F/O WON	F/O LOST	SHOTS	B/S	Hits	+/-	REMARKS	
1/1	10/2	NYR	0	1	1	0	22	16:55	6	11	2	0	2	E		
2/2	10/3	@NYI	0	0	0	0	22	18:48	7	8	2	0	1	E		
3/3	10/7	PHX	0	0	0	0	22	18:38	12	1	2	2	2	E		
4/4	10/8	@PHI	1	0	1	2	27	18:57	9	11	3	0	0	E		
5/5	10/10	TOR	1	0	1	0	24	18:53	4	10	3	0	1	1	250TH CAREER GAME	
6/6	10/12	@OTT	1	0	1	2	23	17:48	9	6	1	1	0	1		
7/7	10/14	@CAR	0	0	0	0	20	17:51	6	6	1	0	4	E		
8/8	10/17	TB	0	0	0	0	24	17:23	7	13	1	1	1	E		
9/9	10/20	STL	0	1	1	0	19	16:56	5	7	4	0	1	2		
10/10	10/23	FLA	0	0	0	2	21	16:25	7	9	5	1	0	E		
11/11	10/24	NJ	0	0	0	0	18	15:17	7	4	4	0	3	-1		
12/12	10/28	MON	0	0	0	0	23	16:13	3	10	3	0	0	E		
13/13	10/30	@CBJ	0	0	0	0	28	22:50	8	11	2	0	2	E		
14/14	10/31	MIN	0	0	0	0	25	24:11	7	11	3	0	3	-1		
15/15	11/3	@ANA	0	1	1	0	22	21:41	6	4	1	2	3	E		
16/16	11/5	@LA	1	0	1	0	25	20:37	5	11	2	0	3	E		
17/17	11/7	@SJ	0	0	0	0	25	21:11	9	5	2	0	3	E		
18/18	11/10	@BOS	0	0	0	0	22	19:53	4	9	3	0	2	-2		
19/19	11/12	NJ	0	0	0	2	26	22:07	8	8	4	0	2	-1		
20/20	11/14	BOS	0	1	1	0	30	21:20	7	10	5	1	1	E		
21/21	11/16	ANA	1	SH	1	2	0	25	19:35	8	6	3	0	1	3	GWG
22/22	11/19	@OTT	1	0	1	0	21	17:46	5	8	2	0	1	-1		
23/23	11/21	@ATL	0	1	1	0	25	20:00	10	9	3	0	0	1		
24/24	11/23	@FLA	0	0	0	0	24	20:21	10	8	2	2	4	E		
25/25	11/25	MON	0	1	1	0	22	18:49	10	5	1	1	2	1		
26/26	11/27	@NYI	0	1	1	17	17	14:15	5	4	1	0	1	E		
27/27	11/28	NYR	0	0	0	0	19	20:27	8	9	1	1	0	-2		
28/28	11/30	@NYR	0	1	1	0	24	16:59	10	4	4	0	2	2		
29/29	12/3	COL	1	EN	1	2	0	24	20:45	10	11	3	1	1	2	ENG
30/30	12/5	CHI	1	0	1	0	27	20:57	11	13	1	2	0	1	250TH CONSEC. GMS	
31/31	12/7	CAR	0	0	0	0	26	20:00	8	6	3	0	2	-1		
32/32	12/10	@MON	0	1	1	0	22	16:52	6	11	3	0	3	E		
33/33	12/12	FLA	0	0	0	0	26	18:30	8	4	2	1	2	E		
34/34	12/15	PHI	2	1SH	0	2	0	24	18:50	3	9	2	1	0	2	10TH CAREER SHG
35/35	12/17	@PHI	0	0	0	0	25	20:32	6	11	5	1	1	-1	3RD PLACE FOR CONSEC. GMS	
36/36	12/19	@BUF	0	0	0	0	23	21:00	6	10	0	1	2	E		
37/37	12/21	NJ	0	0	0	0	17	13:35	8	3	0	0	1	E		
38/38	12/23	OTT	0	2	2	0	20	17:06	8	10	1	1	1	1		
39/39	12/27	TOR	0	0	0	0	21	17:14	9	6	1	0	0	1		
40/40	12/29	@BUF	1	0	1	4	20	17:17	8	9	4	0	0	2		
41/41	12/30	@NJ	0	0	0	0	20	16:44	5	8	5	2	1	-1		
Half- Season Totals			11	13	24	29	940	18:48	298	329	100	22	59	9		

11 JORDAN STAAL • C

GAME # TEAM/ PLAYER	DATE	OPP.	G	A	P	PIM	SHIFTS	TOI	F/O WON	F/O LOST	SHOTS	B/S	Hits	+/-	REMARKS
42/42	1/2	@TB	0	1	1	2	23	18:25	10	10	2	0	1	1	
43/43	1/3	@FLA	0	1	1	0	21	17:47	4	7	1	0	0	-2	
44/44	1/5	ATL	2	1	PP	3	0	20:20	8	10	6	0	3	3	
45/45	1/7	PHI	0	0	0	0	25	20:39	10	7	1	0	1	E	
46/46	1/9	@TOR	0	0	0	0	22	19:49	9	7	1	1	0	1	
47/47	1/11	@MIN	0	0	0	2	24	19:12	6	4	2	0	0	-1	
48/48	1/13	@CGY	0	1	1	0	25	20:22	6	9	1	0	1	1	
49/49	1/14	@EDM	0	3	1PP	3	2	17:48	7	12	1	0	0	2	150TH CAREER POINT
50/50	1/16	@VAN	0	1	1	0	23	21:25	7	11	0	1	1	1	
51/51	1/19	NYI	0	0	0	0	27	22:16	16	5	2	1	0	-1	
52/52	1/21	WAS	0	0	0	0	21	21:50	6	12	4	0	4	-1	
53/53	1/24	@PHI	0	0	0	2	28	18:51	8	10	1	0	3	E	
54/54	1/25	@NYR	0	0	0	4	26	20:08	5	6	4	0	4	1	
55/55	1/28	OTT	0	0	0	0	20	16:35	10	8	2	2	3	-2	YNGST NHL PLYR TO 300 GAMES
56/56	1/31	DET	0	0	0	0	28	24:36	3	14	4	1	6	E	
57/57	2/1	BUF	1	0	1	0	26	22:00	7	9	4	2	3	1	2ND PLACE FOR CONSEC. GMS
58/58	2/6	@MON	0	1	1	0	22	23:24	7	12	1	0	1	E	
59/59	2/7	@WAS	2	0	2	0	28	19:55	13	11	3	0	0	2	
60/60	2/10	NYI	0	0	0	2	24	18:39	11	6	3	2	2	1	
61/61	2/12	NYR	0	0	0	0	22	19:41	8	9	1	0	1	E	
62/62	2/14	NAS	0	1	1	2	27	22:08	6	9	5	0	3	E	
63/63	3/2	BUF	0	0	0	0	22	17:30	10	8	2	1	1	E	
64/64	3/4	@NYR	1	2	2PP	3	0	22:06	13	8	7	0	1	E	
65/65	3/6	DAL	1	1	SH	2	2	17:17	7	7	1	0	0	2	
66/66	3/7	BOS	0	0	0	0	24	18:34	8	9	1	1	2	E	
67/67	3/11	@CAR	1	0	1	0	22	16:26	8	13	2	0	1	2	
68/68	3/12	@NJ	0	0	0	0	24	18:48	7	10	2	0	0	E	
69/69	3/14	@TB	0	1	1	2	21	16:54	5	7	2	0	0	E	
70/70	3/17	@NJ	0	0	0	0	22	17:41	8	5	1	0	2	E	
71/71	3/18	@BOS	0	0	0	0	24	18:45	6	11	1	1	0	E	
72/72	3/20	CAR	1	PP	0	1	2	19:14	11	9	4	0	5	E	
73/73	3/22	@DET	0	0	0	2	27	22:29	7	12	0	1	2	E	
74/74	3/24	@WAS	1	0	1	0	23	21:24	8	9	3	1	2	E	
75/75	3/27	PHI	0	0	0	0	24	20:24	13	6	0	0	1	1	
76/76	3/28	TOR	0	0	0	0	22	19:10	6	4	6	0	0	E	
77/77	3/31	TB	0	0	0	0	25	18:54	7	5	1	0	2	-1	
78/78	4/3	ATL	0	0	0	0	24	17:48	9	10	1	2	0	-1	
79/79	4/6	WAS	0	0	0	0	25	21:29	7	5	4	0	1	-2	
80/80	4/8	NYI	0	1	1	0	26	21:23	14	7	0	2	4	1	
81/81	4/10	@ATL	0	0	0	0	25	23:54	7	11	4	0	0	E	
82/82	4/11	@NYI	0	0	0	4	31	22:39	13	12	4	0	1	1	
Second- Half Totals			10	15	25	28	992	19:58	341	356	95	19	62	10	
Final Totals			21	28	49	57	1932	19:23	639	685	195	41	121	19	

MAX TALBOT • 25

Position: C**Shoots:** Left**Ht:** 5-11**Wt:** 185**DOB:** 2/11/84**Birthplace:** Lemoyne, PQ**Acquired:** Drafted by Penguins in the eighth round (234th overall) of the 2002 Entry Draft.

pittsburghpenguins.com/maxtalbot

2010 PLAYOFFS: Notched six points (2+4) in 13 games ... Scored a game-changing shorthanded goal in Game 4 vs. Ottawa in quarterfinals, which proved to be the game-winner ... Posted a plus or even rating in 11 of 13 playoff games ... Paced third among team's forwards with 1:56 shorthanded minutes per game.

2009-10: Posted two goals and seven points in 45 games of an injury-plagued season ... Missed the first 21 games of the season while recovering from offseason surgery to repair a torn labrum in his left shoulder ... Also missed 10 games with a groin injury ... Key penalty killer averaged 2:06 shorthanded minutes per game ... Totaled 77 hits on the year for an average of 1.71 per game ... Played his 300th career game March 28 vs. Toronto ... Scored his first goal of the year Nov. 28 vs. NY Rangers.

NHL CAREER: High-energy forward compiled 87 points on 44 goals and 43 assists in 306 career games during his five-year career ... Clutch postseason scorer has 13 goals and 29 points in 59 career playoff games ... Became Stanley Cup hero after scoring both of Pittsburgh's goals, including the game-winner, in 2-1 Game 7 Stanley Cup Final victory to help franchise earn its third championship ... Chipped in career high 13 postseason points (8+5) ... Registered six points (4+2) during Stanley Cup Final round against Detroit ... Challenged Philadelphia tough guy Daniel Carcillo to fight in Game 6 in opening-round series; the fight sparked the Penguins, who overcame a 3-0 deficit in the game en route to a 5-3 win, and eliminated their cross-state rivals ... In 2008-09 regular season, topped the 20-point mark for third consecutive season with 22 (12+10) ... Scored his 10th career shorthanded goal and game-winner April 11 at Montreal ... Tallied two points (1+1) in his 200th career game in 7-6 overtime win Nov. 11 at Detroit ... Posted career highs in assists (14), points (26) and plus-minus rating (+8) in 2007-08 despite missing 19 games with ankle injury ... Had career best four-game point streak (4+1) from Oct. 10-19 ... Had nine points (3+6) in 17 playoff games in 2008 ... Scored game-winning goal in Game 2 of Eastern Conference Finals vs. Philadelphia ... Scored late dramatic goal in Game 5 of Stanley Cup Final at Detroit, tying score, 3-3, with 34 seconds remaining; Penguins won in triple overtime ... Set career high with 13 goals in 2006-07 ... Made NHL debut Oct. 5, 2005 at New Jersey ... Scored first NHL goal Oct. 14, 2005 vs. Philadelphia.

INTERNATIONAL: Helped Canada to silver medal at 2004 World Junior Championships, contributing three assists in six games ... Was WJC teammate of Sidney Crosby and Marc-Andre Fleury.

JUNIOR: Scored 299 points in 249 career games in the Quebec Major Junior Hockey League ... Scored 104 and 98 points in final two seasons with Hull/Gatineau ... Had 73 assists in 2003-04, ranking second in QMJHL to Sidney Crosby of Rimouski ... Scored 46 goals, 104 points in 69 games in 2002-03 ... Won Guy Lafleur Trophy as MVP of the Quebec league playoffs in 2002-03 and 2003-04.

PERSONAL: Nickname – "Talbo" ... Lists the Bell Centre as his favorite road arena and Montreal as his favorite road city ... UFC Fighting and football are his favorite



CAREER VS. NHL

	GP	G	A	PTS	PIM
ANA	2	0	0	0	0
ATL	17	1	1	2	31
BOS	14	0	1	1	14
BUF	14	1	1	2	0
CGY	4	0	0	0	2
CAR	14	1	3	4	12
CHI	4	2	0	2	0
COL	4	1	1	2	0
CBJ	3	1	1	2	4
DAL	3	0	0	0	2
DET	4	1	1	2	0
EDM	4	2	0	2	0
FLA	15	0	2	2	14
LAK	3	0	0	0	0
MIN	4	0	0	0	2
MON	16	4	4	8	11
NSH	3	1	0	1	22
NJD	28	3	7	10	28
NYI	25	1	5	6	9
NYR	28	5	3	8	22
OTT	13	3	2	5	11
PHI	26	3	5	8	21
PHX	3	2	0	2	4
PIT	-	-	-	-	-
SJS	3	0	0	0	0
STL	3	1	0	1	2
TBL	16	2	3	5	20
TOR	14	4	1	5	13
VAN	4	0	0	0	10
WSH	15	5	2	7	4
Totals	306	44	43	87	258

CAREER HIGHS

Goals: 2 (2 times), 10/13/07 at TOR**Assists:** 2 (2 times), 1/29/08 at NJ**Points:** 2 (8 times), 3/28/09 vs. NYR (1+1)**PIM:** 17 (1 time), 1/15/06 at NSH**SOG:** 5 (3 times), 11/6/08 vs. EDM



sports other than hockey ... Other favorites: vacation – Dominican Republic; food – fondue; restaurant – Bossa Nova; bands – Coldplay and Akon; movie – Gladiator and the Wedding Singer

... Wishes he could have met his grandfather ... Signed through 2010-11.

CAREER STATISTICS

YEAR	TEAM	LEAGUE	REGULAR SEASON										PLAYOFFS				
			GP	G	A	PTS	PIM	+/-	PP	SH	GW	S	GP	G	A	PTS	PIM
2000-01	Rouyn	QMJHL	40	9	15	24	78	--	--	--	--	--	--	--	--	--	--
	Hull	QMJHL	24	6	7	13	60	--	--	--	--	--	--	--	--	--	--
2001-02	Hull	QMJHL	65	24	36	60	174	--	--	--	--	--	--	--	--	--	--
2002-03	Hull	QMJHL	69	46	58	104	130	--	--	--	--	--	20	14	30	44	33
2003-04	Gatineau	QMJHL	51	25	73	98	41	--	--	--	--	--	14	11	16	27	0
	Canada	WJC	6	0	3	3	2	2	--	--	--	--	--	--	--	--	--
2004-05	Wilkes-Barre	AHL	75	7	12	19	62	7	1	0	1	74	11	0	1	1	22
2005-06	PITTSBURGH	NHL	48	5	3	8	59	-12	0	2	1	45	--	--	--	--	--
	Wilkes-Barre	AHL	42	12	20	32	80	12	2	2	0	120	11	3	6	9	16
2006-07	PITTSBURGH	NHL	75	13	11	24	53	-2	0	4	4	88	5	0	1	1	7
	Wilkes-Barre	AHL	5	4	0	4	2	2	1	0	3	15	--	--	--	--	--
2007-08	PITTSBURGH	NHL	63	12	14	26	53	8	0	2	1	78	17	3	6	9	36
2008-09	PITTSBURGH	NHL	75	12	10	22	63	-9	0	2	1	102	24	8	5	13	19
2009-10	PITTSBURGH	NHL	45	2	5	7	30	-9	0	0	0	49	13	2	4	6	11
PIT/NHL TOTALS			306	44	43	87	258	-24	0	10	7	364	59	13	16	29	73


25 MAX TALBOT • C

GAME # TEAM/ PLAYER	DATE	OPP.	G	A	P	PIM	SHIFTS	TOI	F/O WON	F/O LOST	SHOTS	B/S	Hits	+/-	REMARKS
1/	10/2	NYR	-	-	-	-	-	-	-	-	-	-	-	-	INJ - SHLDR
2/	10/3	@NYI	-	-	-	-	-	-	-	-	-	-	-	-	INJ - SHLDR
3/	10/7	PHX	-	-	-	-	-	-	-	-	-	-	-	-	INJ - SHLDR
4/	10/8	@PHI	-	-	-	-	-	-	-	-	-	-	-	-	INJ - SHLDR
5/	10/10	TOR	-	-	-	-	-	-	-	-	-	-	-	-	INJ - SHLDR
6/	10/12	@OTT	-	-	-	-	-	-	-	-	-	-	-	-	INJ - SHLDR
7/	10/14	@CAR	-	-	-	-	-	-	-	-	-	-	-	-	INJ - SHLDR
8/	10/17	TB	-	-	-	-	-	-	-	-	-	-	-	-	INJ - SHLDR
9/	10/20	STL	-	-	-	-	-	-	-	-	-	-	-	-	INJ - SHLDR
10/	10/23	FLA	-	-	-	-	-	-	-	-	-	-	-	-	INJ - SHLDR
11/	10/24	NJ	-	-	-	-	-	-	-	-	-	-	-	-	INJ - SHLDR
12/	10/28	MON	-	-	-	-	-	-	-	-	-	-	-	-	INJ - SHLDR
13/	10/30	@CBJ	-	-	-	-	-	-	-	-	-	-	-	-	INJ - SHLDR
14/	10/31	MIN	-	-	-	-	-	-	-	-	-	-	-	-	INJ - SHLDR
15/	11/3	@ANA	-	-	-	-	-	-	-	-	-	-	-	-	INJ - SHLDR
16/	11/5	@LA	-	-	-	-	-	-	-	-	-	-	-	-	INJ - SHLDR
17/	11/7	@SJ	-	-	-	-	-	-	-	-	-	-	-	-	INJ - SHLDR
18/	11/10	@BOS	-	-	-	-	-	-	-	-	-	-	-	-	INJ - SHLDR
19/	11/12	NJ	-	-	-	-	-	-	-	-	-	-	-	-	INJ - SHLDR
20/	11/14	BOS	-	-	-	-	-	-	-	-	-	-	-	-	INJ - SHLDR
21/	11/16	ANA	-	-	-	-	-	-	-	-	-	-	-	-	INJ - SHLDR
22/1	11/19	@OTT	0	0	0	2	18	13:17	-	-	0	0	3	-1	
23/2	11/21	@ATL	0	0	0	0	19	15:15	-	-	2	0	0	-1	
24/3	11/23	@FLA	0	0	0	0	22	17:26	-	-	3	0	1	E	
25/4	11/25	MON	0	1	1	0	19	15:27	-	-	2	0	3	E	
26/5	11/27	@NYI	0	0	0	0	20	16:02	-	-	0	0	1	-2	
27/6	11/28	NYR	1	0	1	0	18	13:58	-	-	1	1	2	2	
28/7	11/30	@NYR	0	0	0	0	21	15:56	2	1	1	0	1	3	
29/8	12/3	COL	0	1	1	0	17	15:24	-	-	1	0	2	1	
30/9	12/5	CHI	0	0	0	0	27	19:31	0	1	2	1	3	-1	
31/10	12/7	CAR	0	0	0	0	13	11:11	-	-	2	0	1	-1	
32/11	12/10	@MON	0	0	0	0	13	11:49	0	1	1	0	2	E	
33/12	12/12	FLA	0	0	0	0	13	10:20	-	-	2	2	4	E	
34/	12/15	PHI	-	-	-	-	-	-	-	-	-	-	-	-	DND
35/	12/17	@PHI	-	-	-	-	-	-	-	-	-	-	-	-	DND
36/13	12/19	@BUF	0	0	0	0	18	11:07	0	1	1	2	1	E	
37/14	12/21	NJ	0	0	0	12	10	07:19	-	-	2	0	3	E	
38/15	12/23	OTT	0	1	1	0	15	13:07	0	4	0	0	1	1	
39/16	12/27	TOR	0	0	0	0	13	13:32	-	-	1	0	1	E	
40/17	12/29	@BUF	0	0	0	0	15	10:57	0	1	2	1	1	1	
41/18	12/30	@NJ	0	0	0	2	16	10:12	0	1	0	0	1	E	
Half- Season Totals			1	3	4	16	307	13:26	2	10	23	7	31	2	

25 MAX TALBOT • C

GAME # TEAM/ PLAYER	DATE	OPP.	G	A	P	PIM	SHIFTS	TOI	F/O WON	F/O LOST	SHOTS	B/S	Hits	+/-	REMARKS
42/19	1/2	@TB	0	0	0	0	13	10:24	1	2	3	0	0	-1	
43/20	1/3	@FLA	0	0	0	0	14	11:05	4	4	1	1	0	-1	
44/	1/5	ATL	-	-	-	-	-	-	-	-	-	-	-	-	DND
45/21	1/7	PHI	0	1	1	0	16	10:47	0	1	2	0	5	-1	
46/22	1/9	@TOR	0	0	0	2	15	10:07	0	3	1	1	0	E	
47/23	1/11	@MIN	0	0	0	2	14	10:36	1	2	1	1	0	E	
48/24	1/13	@CGY	0	0	0	0	18	13:28	-	-	0	0	2	E	
49/25	1/14	@EDM	0	0	0	0	18	15:08	1	4	1	0	0	E	
50/26	1/16	@VAN	0	0	0	4	22	14:00	0	1	1	0	2	-1	
51/27	1/19	NYI	0	0	0	0	9	05:32	1	1	0	0	2	E	
52/	1/21	WAS	-	-	-	-	-	-	-	-	-	-	-	-	INJ
53/	1/24	@PHI	-	-	-	-	-	-	-	-	-	-	-	-	INJ
54/	1/25	@NYR	-	-	-	-	-	-	-	-	-	-	-	-	INJ
55/28	1/28	OTT	0	0	0	0	8	09:04	1	3	0	0	1	E	
56/	1/31	DET	-	-	-	-	-	-	-	-	-	-	-	-	INJ
57/	2/1	BUF	-	-	-	-	-	-	-	-	-	-	-	-	INJ
58/	2/6	@MON	-	-	-	-	-	-	-	-	-	-	-	-	INJ
59/	2/7	@WAS	-	-	-	-	-	-	-	-	-	-	-	-	INJ
60/	2/10	NYI	-	-	-	-	-	-	-	-	-	-	-	-	INJ
61/	2/12	NYR	-	-	-	-	-	-	-	-	-	-	-	-	INJ
62/	2/14	NAS	-	-	-	-	-	-	-	-	-	-	-	-	INJ
63/29	3/2	BUF	0	0	0	0	16	12:56	1	3	0	0	5	-1	
64/30	3/4	@NYR	0	0	0	2	17	12:02	3	1	2	0	3	-1	
65/31	3/6	DAL	0	0	0	2	17	11:53	7	4	2	0	2	1	
66/32	3/7	BOS	0	0	0	0	12	08:50	3	3	0	0	0	E	
67/33	3/11	@CAR	0	0	0	2	14	08:54	3	7	0	0	2	-1	
68/34	3/12	@NJ	0	0	0	0	15	11:46	3	4	1	0	0	E	
69/	3/14	@TB	-	-	-	-	-	-	-	-	-	-	-	-	DND
70/35	3/17	@NJ	0	0	0	0	13	09:54	2	3	0	0	2	-1	
71/	3/18	@BOS	-	-	-	-	-	-	-	-	-	-	-	-	DND
72/	3/20	CAR	-	-	-	-	-	-	-	-	-	-	-	-	DND
73/36	3/22	@DET	0	0	0	0	12	09:30	1	1	0	0	2	-1	
74/37	3/24	@WAS	1	0	1	0	15	10:28	5	2	1	2	2	E	
75/38	3/27	PHI	0	0	0	0	17	13:07	5	8	2	0	4	E	
76/39	3/28	TOR	0	0	0	0	17	13:07	2	8	0	0	2	-1	300TH NHL GAME
77/40	3/31	TB	0	0	0	0	13	11:01	4	1	4	0	1	E	
78/41	4/3	ATL	0	0	0	0	13	09:39	1	4	0	0	1	1	
79/42	4/6	WAS	0	0	0	0	16	13:34	4	6	0	0	6	-2	
80/43	4/8	NYI	0	0	0	0	17	11:34	5	5	1	0	2	E	
81/44	4/10	@ATL	0	0	0	0	19	15:03	3	1	1	1	0	E	
82/45	4/11	@NYI	0	1	1	0	20	14:35	5	5	2	1	0	-1	
Second- Half Totals			1	2	3	14	410	11:25	66	87	26	7	46	-11	
Final Totals			2	5	7	30	717	12:13	68	97	49	14	77	-9	

BRAD THIESSEN • 49



pittsburghpenguins.com/bradthiessen

Position: G

Catches: Left

Ht: 6-0

Wt: 180

DOB: 3/19/86

Birthplace: Aldergrove, BC

Acquired: Signed as free agent on April 8, 2009.



2010 PLAYOFFS: Dressed as backup goaltender in two games.

2009-10: Finished his first season with Wilkes-Barre/Scranton, playing in 30 games with a 14-14-1 record ... Led team in goals-against average (2.45), save percentage (.914) and shutouts (4) ... Claimed starting job down the stretch and played in team's first postseason game before being recalled to Pittsburgh.

PRO CAREER: Completed one season with Wilkes-Barre/Scranton of the American Hockey League ... Saw action in 12 games with Wheeling of the East Coast Hockey League, going 8-3 with a 2.67 goals-against average and .919 save percentage ... Member of Penguins' playoff practice squad, known as the Black Aces ... Traveled with Penguins throughout their 2009 championship run providing practice support.

COLLEGE: Started three seasons at Northeastern University ... Played in 111 games, posting a 52-46-12 record ... Played two seasons in the British Columbia Hockey League with Penticton and Prince George.

CAREER VS. NHL

	GP	MP	GA	GAA	REC
ANA	--	--	--	--	--
ATL	--	--	--	--	--
BOS	--	--	--	--	--
BUF	--	--	--	--	--
CGY	--	--	--	--	--
CAR	--	--	--	--	--
CHI	--	--	--	--	--
COL	--	--	--	--	--
CBJ	--	--	--	--	--
DAL	--	--	--	--	--
DET	--	--	--	--	--
EDM	--	--	--	--	--
FLA	--	--	--	--	--
LAK	--	--	--	--	--
MIN	--	--	--	--	--
MON	--	--	--	--	--
NSH	--	--	--	--	--
NJD	--	--	--	--	--
NYI	--	--	--	--	--
NYR	--	--	--	--	--
OTT	--	--	--	--	--
PHI	--	--	--	--	--
PHX	--	--	--	--	--
PIT	--	--	--	--	--
SJS	--	--	--	--	--
STL	--	--	--	--	--
TBL	--	--	--	--	--
TOR	--	--	--	--	--
VAN	--	--	--	--	--
WSH	--	--	--	--	--
Totals	--	--	--	--	--

CAREER HIGHS

Shots faced: n/a

Saves: n/a

Shutouts: n/a

Win streak: n/a

Shutout streak: n/a




CAREER STATISTICS

YEAR	TEAM	LEAGUE	REGULAR SEASON							PLAYOFFS						
			GP	W	L	T	MIN	GA	SO	GAA	GP	W-L	MIN	GA	SO	GAA
2003-04	Penticton	BCHL	42	13	17	1	2130	122	2	3.44	--	--	--	--	--	--
2004-05	Prince George	BCHL	36	12	22	1	2053	117	1	3.42	--	--	--	--	--	--
2006-07	Northeastern	NCAA	33	11	17	5	1985	82	5	2.48	--	--	--	--	--	--
2007-08	Northeastern	NCAA	37	16	17	3	2180	96	2	2.64	--	--	--	--	--	--
2008-09	Northeastern	NCAA	41	25	12	4	2496	88	3	2.12	--	--	--	--	--	--
2009-10	Wilkes-Barre	AHL	30	14	14	1	1763	72	4	2.45	1	0-1	59	4	0	4.04
	Wheeling	ECHL	12	8	3	0	674	30	1	2.67	--	--	--	--	--	--



PLAYOFF HISTORY

SECTION FOUR



PITTSBURGH PENGUINS

PLAYOFF GAME-BY-GAME RESULTS

1968 Did Not Qualify For Playoffs

1969 Did Not Qualify For Playoffs

1970 Quarterfinals vs. Oakland (PIT won series, 4-0)

Apr. 8	Oakland	1	at Pittsburgh	2	W
Apr. 9	Oakland	1	at Pittsburgh	3	W
Apr. 11	Pittsburgh	5	at Oakland	2	W
Apr. 12	Pittsburgh	3	at Oakland	2 (OT)	W

Semifinals vs. St. Louis (STL won series, 4-2)

Apr. 19	Pittsburgh	1	at St. Louis	3	L
Apr. 21	Pittsburgh	1	at St. Louis	4	L
Apr. 23	St. Louis	2	at Pittsburgh	3	W
Apr. 26	St. Louis	1	at Pittsburgh	2	W
Apr. 28	Pittsburgh	0	at St. Louis	5	L
Apr. 30	St. Louis	4	at Pittsburgh	3	L

1971 Did Not Qualify For Playoffs

1972 Quarterfinals vs. Chicago (CHI won series, 4-0)

Apr. 5	Pittsburgh	1	at Chicago	3	L
Apr. 6	Pittsburgh	2	at Chicago	3	L
Apr. 8	Chicago	2	at Pittsburgh	0	L
Apr. 9	Chicago	6	at Pittsburgh	5 (OT)	L

1973 Did Not Qualify For Playoffs

1974 Did Not Qualify For Playoffs

1975 Preliminary Round vs. St. Louis (PIT won series, 2-0)

Apr. 8	St. Louis	3	at Pittsburgh	4	W
Apr. 10	Pittsburgh	5	at St. Louis	3	W

Quarterfinals vs. NY Islanders (NYI won series, 4-3)

Apr. 13	NY Islanders	4	at Pittsburgh	5	W
Apr. 15	NY Islanders	1	at Pittsburgh	3	W
Apr. 17	Pittsburgh	6	at NY Islanders	4	W
Apr. 20	Pittsburgh	1	at NY Islanders	3	L
Apr. 22	NY Islanders	4	at Pittsburgh	2	L
Apr. 24	Pittsburgh	1	at NY Islanders	4	L
Apr. 26	NY Islanders	1	at Pittsburgh	0	L

1976 Preliminary Round vs. Toronto (TOR won series, 2-1)

Apr. 6	Pittsburgh	1	at Toronto	4	L
Apr. 8	Toronto	0	at Pittsburgh	2	W
Apr. 10	Pittsburgh	0	at Toronto	4	L

1977 Preliminary Round vs. Toronto (TOR won series, 2-1)

Apr. 5	Toronto	4	at Pittsburgh	2	L
Apr. 7	Pittsburgh	6	at Toronto	4	W
Apr. 9	Toronto	5	at Pittsburgh	2	L

1978 Did Not Qualify For Playoffs

1979 Preliminary Round vs. Buffalo (PIT won series, 2-1)

Apr. 10	Pittsburgh	4	at Buffalo	3	W
Apr. 12	Buffalo	3	at Pittsburgh	1	L
Apr. 14	Pittsburgh	4	at Buffalo	3 (OT)	W

Quarterfinals vs. Boston (BOS won series, 4-0)

Apr. 16	Pittsburgh	2	at Boston	6	L
Apr. 18	Pittsburgh	3	at Boston	4	L
Apr. 21	Boston	2	at Pittsburgh	1	L
Apr. 22	Boston	4	at Pittsburgh	1	L

1980 Preliminary Round vs. Boston (BOS won series, 3-2)

Apr. 8	Pittsburgh	4	at Boston	2	W
Apr. 10	Pittsburgh	1	at Boston	4	L
Apr. 12	Boston	1	at Pittsburgh	4	W
Apr. 13	Boston	8	at Pittsburgh	3	L
Apr. 14	Pittsburgh	2	at Boston	6	L

1981 Preliminary Round vs. St. Louis (STL won series, 3-2)

Apr. 8	Pittsburgh	2	at St. Louis	4	L
Apr. 9	Pittsburgh	6	at St. Louis	4	W
Apr. 11	St. Louis	5	at Pittsburgh	4	L
Apr. 12	St. Louis	3	at Pittsburgh	6	W
Apr. 14	Pittsburgh	3	at St. Louis	4 (2OT)	L

1982 Preliminary Round vs. NY Islanders (NYI won series, 3-2)

Apr. 7	Pittsburgh	1	at NY Islanders	8	L
Apr. 8	Pittsburgh	2	at NY Islanders	7	L
Apr. 10	NY Islanders	1	at Pittsburgh	2 (OT)	W
Apr. 11	NY Islanders	2	at Pittsburgh	5	W
Apr. 13	Pittsburgh	3	at NY Islanders	4 (OT)	L

1983 Did Not Qualify For Playoffs

1984 Did Not Qualify For Playoffs

1985 Did Not Qualify For Playoffs

1986 Did Not Qualify For Playoffs

1987 Did Not Qualify For Playoffs

1988 Did Not Qualify For Playoffs

1989 Patrick Division Semifinals vs. NY Rangers (PIT won series, 4-0)

Apr. 5	NY Rangers	1	at Pittsburgh	3	W
Apr. 6	NY Rangers	4	at Pittsburgh	7	W
Apr. 8	Pittsburgh	5	at NY Rangers	3	W
Apr. 9	Pittsburgh	4	at NY Rangers	3	W

Patrick Division Finals vs. Philadelphia (PHI won series, 4-3)

Apr. 17	Philadelphia	3	at Pittsburgh	4	W
Apr. 19	Philadelphia	4	at Pittsburgh	2	L
Apr. 21	Pittsburgh	4	at Philadelphia	3 (OT)	W
Apr. 23	Pittsburgh	1	at Philadelphia	4	L
Apr. 25	Philadelphia	7	at Pittsburgh	10	W
Apr. 27	Pittsburgh	2	at Philadelphia	6	L
Apr. 29	Philadelphia	4	at Pittsburgh	1	L

1990 Did Not Qualify For Playoffs

**1991 Patrick Division Semifinals vs. New Jersey
(PIT won series, 4-3)**

Apr. 3	New Jersey	3	at Pittsburgh	1	L
Apr. 5	New Jersey	4	at Pittsburgh	5 (OT)	W
Apr. 7	Pittsburgh	4	at New Jersey	3	W
Apr. 9	Pittsburgh	1	at New Jersey	4	L
Apr. 11	New Jersey	4	at Pittsburgh	2	L
Apr. 13	Pittsburgh	4	at New Jersey	3	W
Apr. 15	New Jersey	0	at Pittsburgh	4	W

**Patrick Division Finals vs. Washington
(PIT won series, 4-1)**

Apr. 17	Washington	4	at Pittsburgh	2	L
Apr. 19	Washington	6	at Pittsburgh	7 (OT)	W
Apr. 21	Pittsburgh	3	at Washington	1	W
Apr. 23	Pittsburgh	3	at Washington	1	W
Apr. 25	Washington	1	at Pittsburgh	4	W

**Prince of Wales Conference Finals vs. Boston
(PIT won series, 4-2)**

May 1	Pittsburgh	3	at Boston	6	L
May 3	Pittsburgh	4	at Boston	5 (OT)	L
May 5	Boston	1	at Pittsburgh	4	W
May 7	Boston	1	at Pittsburgh	4	W
May 9	Pittsburgh	7	at Boston	2	W
May 11	Boston	3	at Pittsburgh	5	W

**Stanley Cup Finals vs. Minnesota
(PIT won series, 4-2)**

May 15	Minnesota	5	at Pittsburgh	4	L
May 17	Minnesota	1	at Pittsburgh	4	W
May 19	Pittsburgh	1	at Minnesota	3	L
May 21	Pittsburgh	5	at Minnesota	3	W
May 23	Minnesota	4	at Pittsburgh	6	W
May 25	Pittsburgh	8	at Minnesota	0	W

**1992 Patrick Division Semifinals vs. Washington
(PIT won series, 4-3)**

Apr. 19	Pittsburgh	1	at Washington	3	L
Apr. 21	Pittsburgh	2	at Washington	6	L
Apr. 23	Washington	4	at Pittsburgh	6	W
Apr. 25	Washington	7	at Pittsburgh	2	L
Apr. 27	Pittsburgh	5	at Washington	2	W
Apr. 29	Washington	4	at Pittsburgh	6	W
May 1	Pittsburgh	3	at Washington	1	W

**Patrick Division Finals vs. NY Rangers
(PIT won series, 4-2)**

May 3	Pittsburgh	4	at NY Rangers	2	W
May 5	Pittsburgh	2	at NY Rangers	4	L
May 7	NY Rangers	6	at Pittsburgh	5 (OT)	L
May 9	NY Rangers	4	at Pittsburgh	5 (OT)	W
May 11	Pittsburgh	3	at NY Rangers	2	W
May 13	NY Rangers	1	at Pittsburgh	5	W

**Prince of Wales Conference Finals vs. Boston
(PIT won series, 4-0)**

May 17	Boston	3	at Pittsburgh	4 (OT)	W
May 19	Boston	2	at Pittsburgh	5	W
May 21	Pittsburgh	5	at Boston	1	W
May 23	Pittsburgh	5	at Boston	1	W

**Stanley Cup Finals vs. Chicago
(PIT won series, 4-0)**

May 26	Chicago	4	at Pittsburgh	5	W
May 28	Chicago	1	at Pittsburgh	3	W
May 30	Pittsburgh	1	at Chicago	0	W
June 1	Pittsburgh	6	at Chicago	5	W

**1993 Patrick Division Semifinals vs. New Jersey
(PIT won series, 4-1)**

Apr. 18	New Jersey	3	at Pittsburgh	6	W
Apr. 20	New Jersey	0	at Pittsburgh	7	W
Apr. 22	Pittsburgh	4	at New Jersey	3	W
Apr. 25	Pittsburgh	1	at New Jersey	4	L
Apr. 26	New Jersey	3	at Pittsburgh	5	W

**Patrick Division Finals vs. NY Islanders
(NYI won series, 4-3)**

May 2	NY Islanders	3	at Pittsburgh	2	L
May 4	NY Islanders	0	at Pittsburgh	3	W
May 6	Pittsburgh	3	at NY Islanders	1	W
May 8	Pittsburgh	5	at NY Islanders	6	L
May 10	NY Islanders	3	at Pittsburgh	6	W
May 12	Pittsburgh	5	at NY Islanders	7	L
May 14	NY Islanders	4	at Pittsburgh	3 (OT)	L

**1994 Eastern Conference Quarterfinals vs. Washington
(WSH won series, 4-2)**

Apr. 17	Washington	5	at Pittsburgh	3	L
Apr. 19	Washington	1	at Pittsburgh	2	W
Apr. 21	Pittsburgh	0	at Washington	2	L
Apr. 23	Pittsburgh	1	at Washington	4	L
Apr. 25	Washington	2	at Pittsburgh	3	W
Apr. 27	Pittsburgh	3	at Washington	6	L

**1995 Eastern Conference Quarterfinals vs. Washington
(PIT won series, 4-3)**

May 6	Washington	5	at Pittsburgh	4	L
May 8	Washington	3	at Pittsburgh	5	W
May 10	Pittsburgh	2	at Washington	6	L
May 12	Pittsburgh	2	at Washington	6	L
May 14	Washington	5	at Pittsburgh	6 (OT)	W
May 16	Pittsburgh	7	at Washington	1	W
May 18	Washington	0	at Pittsburgh	3	W

**Eastern Conference Semifinals vs. New Jersey
(NJ won series, 4-1)**

May 20	New Jersey	2	at Pittsburgh	3	W
May 22	New Jersey	4	at Pittsburgh	2	L
May 24	Pittsburgh	1	at New Jersey	5	L
May 26	Pittsburgh	1	at New Jersey	2 (OT)	L
May 28	New Jersey	4	at Pittsburgh	1	L

**1996 Eastern Conference Quarterfinals vs. Washington
(PIT won series, 4-2)**

Apr. 17	Washington	6	at Pittsburgh	4	L
Apr. 19	Washington	5	at Pittsburgh	3	L
Apr. 22	Pittsburgh	4	at Washington	1	W
Apr. 24	Pittsburgh	3	at Washington	2 (4OT)	W
Apr. 26	Washington	1	at Pittsburgh	4	W
Apr. 28	Pittsburgh	3	at Washington	2	W

**Eastern Conference Semifinals vs. NY Rangers
(PIT won series, 4-1)**

May 3	NY Rangers	3	at Pittsburgh	4	W
May 5	NY Rangers	6	at Pittsburgh	3	L
May 7	Pittsburgh	3	at NY Rangers	2	W
May 9	Pittsburgh	4	at NY Rangers	1	W
May 11	NY Rangers	3	at Pittsburgh	7	W

**Eastern Conference Finals vs. Florida
(FLA won series, 4-3)**

May 18	Florida	5	at Pittsburgh	1	L
May 20	Florida	2	at Pittsburgh	3	W
May 24	Pittsburgh	2	at Florida	5	L
May 26	Pittsburgh	2	at Florida	1	W
May 28	Florida	0	at Pittsburgh	3	W
May 30	Pittsburgh	3	at Florida	4	L
June 1	Florida	3	at Pittsburgh	1	L

1997 Eastern Conference Quarterfinals vs. Philadelphia (PHI won series, 4-1)

Apr. 17	Pittsburgh	1	at Philadelphia	5	L
Apr. 19	Pittsburgh	2	at Philadelphia	3	L
Apr. 21	Philadelphia	5	at Pittsburgh	3	L
Apr. 23	Philadelphia	1	at Pittsburgh	4	W
Apr. 26	Pittsburgh	3	at Philadelphia	6	L

1998 Eastern Conference Quarterfinals vs. Montreal (MTL won series, 4-2)

Apr. 23	Montreal	3	at Pittsburgh	2 (OT)	L
Apr. 25	Montreal	1	at Pittsburgh	4	W
Apr. 27	Pittsburgh	1	at Montreal	3	L
Apr. 29	Pittsburgh	6	at Montreal	3	W
May 1	Montreal	5	at Pittsburgh	2	L
May 3	Pittsburgh	0	at Montreal	3	L

1999 Eastern Conference Quarterfinals vs. New Jersey (PIT won series, 4-3)

Apr. 22	Pittsburgh	1	at New Jersey	3	L
Apr. 24	Pittsburgh	4	at New Jersey	1	W
Apr. 25	New Jersey	2	at Pittsburgh	4	W
Apr. 27	New Jersey	4	at Pittsburgh	2	L
Apr. 30	Pittsburgh	3	at New Jersey	4	L
May 2	New Jersey	2	at Pittsburgh	3 (OT)	W
May 4	Pittsburgh	4	at New Jersey	2	W

Eastern Conference Semifinals vs. Toronto (TOR won series, 4-2)

May 7	Pittsburgh	2	at Toronto	0	W
May 9	Pittsburgh	2	at Toronto	4	L
May 11	Toronto	3	at Pittsburgh	4	W
May 13	Toronto	3	at Pittsburgh	2 (OT)	L
May 15	Pittsburgh	1	at Toronto	4	L
May 17	Toronto	4	at Pittsburgh	3 (OT)	L

2000 Eastern Conference Quarterfinals vs. Washington (PIT won series, 4-1)

Apr. 13	Pittsburgh	7	at Washington	0	W
Apr. 15	Washington	1	at Pittsburgh	2 (OT)	W
Apr. 17	Washington	3	at Pittsburgh	4	W
Apr. 19	Pittsburgh	2	at Washington	3	L
Apr. 21	Pittsburgh	2	at Washington	1	W

Eastern Conference Semifinals vs. Philadelphia (PHI won series, 4-2)

Apr. 27	Pittsburgh	2	at Philadelphia	0	W
Apr. 29	Pittsburgh	4	at Philadelphia	1	W
May 2	Philadelphia	4	at Pittsburgh	3 (OT)	L
May 4	Philadelphia	2	at Pittsburgh	1 (5OT)	L
May 7	Pittsburgh	3	at Philadelphia	6	L
May 9	Philadelphia	2	at Pittsburgh	1	L

2001 Eastern Conference Quarterfinals vs. Washington (PIT won series, 4-2)

Apr. 12	Pittsburgh	0	at Washington	1	L
Apr. 14	Pittsburgh	2	at Washington	1	W
Apr. 16	Washington	0	at Pittsburgh	3	W
Apr. 18	Washington	4	at Pittsburgh	3 (OT)	L
Apr. 21	Pittsburgh	2	at Washington	1	W
Apr. 23	Washington	3	at Pittsburgh	4 (OT)	W

Eastern Conference Semifinals vs. Buffalo (PIT won series, 4-3)

Apr. 26	Pittsburgh	3	at Buffalo	0	W
Apr. 28	Pittsburgh	3	at Buffalo	1	W
Apr. 30	Buffalo	4	at Pittsburgh	1	L
May 2	Buffalo	5	at Pittsburgh	2	L
May 5	Pittsburgh	2	at Buffalo	3 (OT)	L
May 8	Buffalo	2	at Pittsburgh	3 (OT)	W
May 10	Pittsburgh	3	at Buffalo	2 (OT)	W

Eastern Conference Finals vs. New Jersey (NJ won series, 4-1)

May 12	Pittsburgh	1	at New Jersey	3	L
May 15	Pittsburgh	4	at New Jersey	2	W
May 17	New Jersey	3	at Pittsburgh	0	L
May 19	New Jersey	5	at Pittsburgh	0	L
May 22	Pittsburgh	2	at New Jersey	4	L

2002 Did Not Qualify For Playoffs**2003 Did Not Qualify For Playoffs****2004 Did Not Qualify For Playoffs****2005 No Season****2006 Did Not Qualify For Playoffs****2007 Eastern Conference Quarterfinals vs. Ottawa (OTT won series, 4-1)**

Apr. 11	Pittsburgh	3	at Ottawa	6	L
Apr. 14	Pittsburgh	4	at Ottawa	3	W
Apr. 15	Ottawa	4	at Pittsburgh	2	L
Apr. 17	Ottawa	2	at Pittsburgh	1	L
Apr. 19	Pittsburgh	0	at Ottawa	3	L

2008 Eastern Conference Quarterfinals vs. Ottawa (PIT won series, 4-0)

Apr. 9	Ottawa	0	at Pittsburgh	4	W
Apr. 11	Ottawa	3	at Pittsburgh	5	W
Apr. 14	Pittsburgh	4	at Ottawa	1	W
Apr. 16	Pittsburgh	3	at Ottawa	1	W

Eastern Conference Semifinals vs. NY Rangers (PIT won series, 4-1)

Apr. 25	NY Rangers	4	at Pittsburgh	5	W
Apr. 27	NY Rangers	0	at Pittsburgh	2	W
Apr. 29	Pittsburgh	5	at NY Rangers	3	W
May 1	Pittsburgh	0	at NY Rangers	3	L
May 4	NY Rangers	2	at Pittsburgh	3 (OT)	W

Eastern Conference Finals vs. Philadelphia (PIT won series, 4-1)

May 9	Philadelphia	2	at Pittsburgh	4	W
May 11	Philadelphia	2	at Pittsburgh	4	W
May 13	Pittsburgh	4	at Philadelphia	1	W
May 15	Pittsburgh	2	at Philadelphia	4	L
May 18	Philadelphia	0	at Pittsburgh	6	W

Stanley Cup Final vs. Detroit (DET won series, 4-2)

May 24	Pittsburgh	0	at Detroit	4	L
May 26	Pittsburgh	0	at Detroit	3	L
May 28	Detroit	2	at Pittsburgh	3	W
May 31	Detroit	2	at Pittsburgh	1	L
June 2	Pittsburgh	4	at Detroit	3 (3OT)	W
June 4	Detroit	3	at Pittsburgh	2	L

**2009 Eastern Conference Quarterfinals vs. Philadelphia
(PIT won series, 4-2)**

Apr. 15	Philadelphia	1	at Pittsburgh	4	W
Apr. 17	Philadelphia	2	at Pittsburgh	3 (OT)	W
Apr. 19	Pittsburgh	3	at Philadelphia	6	L
Apr. 21	Pittsburgh	3	at Philadelphia	1	W
Apr. 23	Philadelphia	3	at Pittsburgh	0	L
Apr. 25	Pittsburgh	5	at Philadelphia	3	W

**Eastern Conference Semifinals vs. Washington
(PIT won series, 4-3)**

May 2	Pittsburgh	2	at Washington	3	L
May 4	Pittsburgh	3	at Washington	4	L
May 6	Washington	2	at Pittsburgh	3 (OT)	W
May 8	Washington	3	at Pittsburgh	5	W
May 9	Pittsburgh	4	at Washington	3 (OT)	W
May 11	Washington	5	at Pittsburgh	4 (OT)	L
May 13	Pittsburgh	6	at Washington	2	W

**Eastern Conference Finals vs. Carolina
(PIT won series, 4-0)**

May 18	Carolina	2	at Pittsburgh	3	W
May 21	Carolina	4	at Pittsburgh	7	W
May 23	Pittsburgh	6	at Carolina	2	W
May 26	Pittsburgh	4	at Carolina	1	W

**Stanley Cup Final vs. Detroit
(PIT won series, 4-3)**

May 30	Pittsburgh	1	at Detroit	3	L
May 31	Pittsburgh	1	at Detroit	3	L
June 2	Detroit	2	at Pittsburgh	4	W
June 4	Detroit	2	at Pittsburgh	4	W
June 6	Pittsburgh	0	at Detroit	5	L
June 9	Detroit	1	at Pittsburgh	2	W
June 12	Pittsburgh	2	at Detroit	1	W

**2010 Eastern Conference Quarterfinals vs. Ottawa
(PIT won series, 4-2)**

Apr. 14	Ottawa	5	at Pittsburgh	4	L
Apr. 16	Ottawa	1	at Pittsburgh	2	W
Apr. 18	Pittsburgh	4	at Ottawa	2	W
Apr. 20	Pittsburgh	7	at Ottawa	4	W
Apr. 22	Ottawa	4	at Pittsburgh	3 (3OT)	L
Apr. 24	Pittsburgh	4	at Ottawa	3 (OT)	W

**Eastern Conference Semifinals vs. Montreal
(MTL won series, 4-3)**

Apr. 30	Montreal	3	at Pittsburgh	6	W
May 2	Montreal	3	at Pittsburgh	1	L
May 4	Pittsburgh	2	at Montreal	0	W
May 6	Pittsburgh	2	at Montreal	3	L
May 8	Montreal	1	at Pittsburgh	2	W
May 10	Pittsburgh	3	at Montreal	4	L
May 12	Montreal	5	at Pittsburgh	2	L

PITTSBURGH PENGUINS PLAYOFF RECORDS

ALL-TIME AGAINST OPPONENTS

OPPONENT	SERIES	W	L	GP	W	L	GF	GA	LAST	SERIES
Washington	8	7	1	49	30	19	164	143	2009	CSF - Won 4-3
New Jersey	5	3	2	29	14	15	80	86	2001	CF - Lost 4-1
Philadelphia	5	2	3	29	14	15	89	91	2009	CQF - Won 4-2
NY Rangers	4	4	0	20	16	4	79	57	2008	CSF - Won 4-1
Boston	4	2	2	19	10	9	67	62	1992	CF - Won 4-0
Ottawa	3	2	1	15	9	6	50	42	2010	CQF - Won 4-2
St. Louis	3	1	2	13	6	7	40	45	1981	PR - Lost 3-2
NY Islanders	3	0	3	19	8	11	58	67	1993	DF - Lost 4-3
Toronto	3	0	3	12	4	8	27	39	1999	CSF - Lost 4-2
Buffalo	2	2	0	10	6	4	26	26	2001	CSF - Won 4-3
Chicago	2	1	1	8	4	4	23	24	1992	F - Won 4-0
Detroit	2	1	1	13	6	7	24	34	2009	F - Won 4-3
Montreal	2	0	2	13	5	8	33	37	2010	CSF - Lost 4-3
Minnesota	1	1	0	6	4	2	28	16	1991	F - Won 4-2
Oakland	1	1	0	4	4	0	13	6	1970	QF - Won 4-0
Florida	1	0	1	7	3	4	15	20	1996	CF - Lost 4-3
Carolina	1	1	0	4	4	0	20	9	2009	CF - Won 4-0
TOTAL	50	28	22	270	147	123	836	804		

COACHES' PLAYOFF RECORDS

COACHES	SERIES	W-L	GAMES	W-L
Scott Bowman	6	5-1	33	23-10
Dan Bylsma	6	5-1	37	23-14
Eddie Johnston	8	3-5	46	22-24
Bob Johnson	4	4-0	24	16-8
Michel Therrien	5	3-2	25	15-10
Ivan Hlinka	3	2-1	18	9-9
Kevin Constantine	3	1-2	19	8-11
Gene Ubriaco	2	1-1	11	7-4
Herb Brooks	2	1-1	11	6-5
Red Kelly	3	1-2	14	6-8
Marc Boliveau	2	1-1	9	5-4
Johnny Wilson	3	1-2	12	4-8
Ken Schinkel	2	0-2	6	2-4
Craig Patrick	1	0-1	5	1-4
TOTAL	50	28-22	264	147-123

RECORDS BY SERIES

SERIES	PLAYED	W-L
Record in Stanley Cup Finals	4	3-1
Record in Semifinals/Conference Finals	7	4-3
Record in Quarterfinals/Division Finals	15	7-8
Record in Preliminary Round/Division Semifinals/ Conference Quarterfinals	23	14-9
Record in Two-Game Series	1	1-0
Record in Three-Game Series	3	1-2
Record in Four-Game Series	8	6-2
Record in Five-Game Series	13	7-6
Record in Six-Game Series	13	7-6
Record in Seven-Game Series	12	7-5

RECORDS BY GAME

	OVERALL	HOME	ROAD
Game One	23-27	16-11	7-16
Game Two	31-19	22-6	9-13
Game Three	31-18	12-10	19-8
Game Four	21-24	8-13	13-13
Game Five	20-18	13-6	7-12
Game Six	13-12	7-5	6-7
Game Seven	7-5	2-5	5-0
TOTAL	147-123	80-55	67-68

MISCELLANEOUS PLAYOFF RECORDS

Years in the Playoffs	24	
Most Consecutive Years	11	1991 to 2001
Most Consecutive Wins	14	5/9/92 to 4/22/93#
Most Consecutive Home Wins	9	5/9/92 to 4/26/93
		4/9/08 to 5/2/08
Most Consecutive Road Wins	6	5/11/92 to 4/22/93
<i>#NHL Record</i>		

ALL-TIME PLAYOFF RECORDS

GAMES PLAYED

1. Jagr	140
2. Lemieux	107
3. Stevens	103
4. Barrasso	101
5. Francis	97

POINTS

1. Lemieux	172
2. Jagr	147
3. Stevens	106
4. Francis	100
5. CROSBY	82

GOALS

1. Lemieux	76
2. Jagr	65
3. Stevens	46
4. Francis	32
5. CROSBY	30

ASSISTS

1. Lemieux	96
2. Jagr	82
3. Francis	68
4. Stevens	60
5. Murphy	57

SHORTHANDED GOALS

1. Lemieux	7
2. Jagr	2
Errey	2
Olczyk	2

GAME-WINNING GOALS

1. Jagr	14
2. Lemieux	11
3. Stevens	9
Francis	9

WINS

1. Barrasso	56
2. FLEURY	38
3. Wregget	13
4. Hedberg	9
5. Tugnutt	6

GOALS-AGAINST AVG.

1. Tugnutt	1.77
2. Binkley	2.09
3. Hedberg	2.30
4. FLEURY	2.52
5. Inness	2.67

SHUTOUTS

1. Barrasso	6
2. FLEURY	4
3. Hedberg	2
Tugnutt	2
5. Wregget	1
Pietrangelo	1
Plasse	1

ALL-TIME GOALTENDERS' PLAYOFF RECORDS

PLAYER	GP	MP	GF	GA	ENG	SO	SAVES	GAA	W-L
Jean-Sebastien Aubin	1	1	0	0	0	0	0	0.00	0-0
Jocelyn Thibault	1	8	2	0	0	0	1	0.00	0-0
Wendell Young	1	39	1	1	0	0	10	1.54	0-0
Ron Tugnutt	11	746	29	22	0	2	376	1.77	6-5
Brent Johnson	1	31	2	1	0	0	6	1.94	0-0
Les Binkley	7	428	18	15	0	0	183	2.10	5-2
Johan Hedberg	18	1123	38	43	1	2	439	2.30	9-9
Marc-Andre Fleury	62	3783	190	159	3	4	1785	2.52	38-24
Gary Inness	9	540	27	24	3	0	273	2.67	5-4
Michel Plasse	3	180	3	8	0	1	85	2.67	1-2
Ken Wregget	26	1597	82	78	5	1	816	2.86	13-12
Tom Barrasso	101	5918	334	287	12	6	2523	2.91	56-42
Peter Skudra	1	20	2	1	0	0	10	3.00	0-0
Frank Pietrangelo	5	288	19	15	1	1	133	3.13	4-1
Al Smith	3	180	5	10	0	0	79	3.33	1-2
Denis Herron	10	601	26	35	3	0	298	3.49	3-7
Jim Rutherford	4	240	8	14	0	0	131	3.50	0-4
Greg Millen	10	625	35	40	1	0	297	3.84	4-6
Michel Dion	5	310	13	22	0	0	164	4.26	2-3

PLAYER RECORDS

CAREER

Games Played	140	Jaromir Jagr
Goals	76	Mario Lemieux
Assists	96	Mario Lemieux
Points	172	Mario Lemieux
Penalty Minutes	170	Kevin Stevens
Power Play Goals	29	Mario Lemieux
Games Played, Goalie	101	Tom Barrasso
Wins	56	Tom Barrasso
Goals-Against Average	1.77	Ron Tugnutt
Minutes Played	5,918	Tom Barrasso

PERIOD

Goals	4	4/25/89 vs. Philadelphia	Mario Lemieux*
Assists	3	5/8/95 vs. Washington	Ron Francis
		4/19/91 vs. Washington	Paul Coffey
		4/25/89 vs. Philadelphia	Mario Lemieux
Points	4	4/23/92 vs. Washington	Lemieux (2+2)*
		4/25/89 vs. Philadelphia	Lemieux (4+0)*
Shots	7	4/16/08 at Ottawa	Marian Hossa
		4/11/91 vs. New Jersey	Larry Murphy
Penalties	6	4/13/80 at Boston	Kim Clackson
PIMs	26	4/13/80 at Boston	Kim Clackson
Saves	27	4/21/97 vs. Philadelphia	Ken Wregget

*NHL record

SERIES

Goals	9	1989 vs. Philadelphia	Mario Lemieux
Assists	11	1995 vs. Washington	Ron Francis
Points	17	1992 vs. Washington	Mario Lemieux
PIMs	43	1989 vs. NY Rangers	Randy Hillier
		1970 vs. St. Louis	Tracy Pratt

YEAR

Goals	17	1991	Kevin Stevens
Assists	28	1991	Mario Lemieux
Points	44	1991	Mario Lemieux
Penalty Minutes	66	1989	Phil Bourque
Power-Play Goals	8	1992	Mario Lemieux
Game-Winning Goals	5	1992	Mario Lemieux
Shots	104	2009	Evgeni Malkin
Goals, Defenseman	5	2010	Kris Letang
		1991	Larry Murphy
Assists, Defenseman	18	1991	Larry Murphy
Points, Defenseman	23	1991	Larry Murphy
Saves	686	2009	Marc-Andre Fleury

GAME

Goals	5	4/25/89 vs. Philadelphia	Mario Lemieux
Assists	4	Eight Times - Last Time	
		4/11/08 vs. Ottawa	Sidney Crosby
Points	8	4/25/89 vs. Philadelphia	Lemieux (5+3)*
Shots	12	4/24/96 at Washington	Jaromir Jagr
		4/29/92 vs. Washington	Kevin Stevens
Penalties	8	4/13/80 at Boston	Kim Clackson
PIMs	32	4/19/70 at St. Louis	Tracy Pratt
Saves	70	5/4/00 vs. Philadelphia	Ron Tugnutt

*NHL record

STREAKS

Goals	7 games	4/26/96-5/11/96	Mario Lemieux (10)
		5/3/91-5/17/91	Mario Lemieux (8)
Assists	10 games	4/19/91-5/11/91	Mario Lemieux (16)
Points	15 games	4/13/91-5/17/91	Mario Lemieux (11+18)

OVERTIME GAMES

DATE	PLAYER	TIME	OPPONENT	GAME #	RESULT	SCORE
4/24/10	Pascal Dupuis	9:56	at Ottawa	Game 6	W	4-3
4/22/10	Matt Carkner	47:06	vs. Ottawa	Game 5	L	3-4
5/11/09	David Steckel	6:22	vs. Washington	Game 6	L	4-5
5/9/09	Evgeni Malkin	3:28	at Washington	Game 5	W	4-3
5/6/09	Kris Letang	11:23	vs. Washington	Game 3	W	3-2
4/17/09	Bill Guerin	18:29	vs. Philadelphia	Game 2	W	3-2
6/2/08	Petr Sykora	49:57	at Detroit	Game 5	W	4-3
5/4/08	Marian Hossa	7:10	vs. NY Rangers	Game 5	W	3-2
5/10/01	Darius Kasparaitis	13:01	at Buffalo	Game 7	W	3-2
5/8/01	Martin Straka	11:29	vs. Buffalo	Game 6	W	3-2
5/5/01	Stu Barnes	8:34	at Buffalo	Game 5	L	2-3
4/23/01	Martin Straka	13:04	vs. Washington	Game 6	W	4-3
4/18/01	Jeff Halpern	4:01	vs. Washington	Game 4	L	3-4
5/4/00	Keith Primeau	92:01	vs. Philadelphia	Game 4	L	1-2
5/2/00	Andy Delmore	11:01	vs. Philadelphia	Game 3	L	3-4
4/15/00	Jaromir Jagr	5:49	vs. Washington	Game 2	W	2-1
5/17/99	Garry Valk	1:58	vs. Toronto	Game 6	L	3-4
5/13/99	Sergei Berezin	2:18	vs. Toronto	Game 4	L	2-3
5/2/99	Jaromir Jagr	8:59	vs. New Jersey	Game 6	W	3-2
4/23/98	Benoit Brunet	18:43	vs. Montreal	Game 1	L	2-3
4/24/96	Petr Nedved	79:15	at Washington	Game 4	W	3-2
5/26/95	Neil Broten	18:36	at New Jersey	Game 4	L	1-2
5/14/95	Luc Robitaille	4:30	vs. Washington	Game 5	W	6-5
5/14/93	David Volek	5:16	vs. NY Islanders	Game 7	L	3-4
5/17/92	Jaromir Jagr	9:44	vs. Boston	Game 1	W	4-3
5/9/92	Ron Francis	2:47	vs. NY Rangers	Game 4	W	5-4
5/7/92	Kris King	1:29	vs. NY Rangers	Game 3	L	5-6
5/3/91	Vladimir Ruzicka	8:14	at Boston	Game 2	L	4-5
4/19/91	Kevin Stevens	8:10	vs. Washington	Game 2	W	7-6
4/5/91	Jaromir Jagr	8:52	vs. New Jersey	Game 2	W	5-4
4/21/89	Phil Bourque	12:08	at Philadelphia	Game 3	W	4-3
4/13/82	John Tonelli	6:10	at NY Islanders	Game 5	L	3-4
4/10/82	Rick Kehoe	4:14	vs. NY Islanders	Game 3	W	2-1
4/14/81	Mike Crombeen	25:16	at St. Louis	Game 5	L	3-4
4/14/79	George Ferguson	0:47	at Buffalo	Game 3	W	4-3
4/9/72	Pit Martin	0:12	vs. Chicago	Game 4	L	5-6
4/12/70	Michel Briere	8:28	at Oakland	Game 4	W	3-2

OVERALL OVERTIME RECORD: 21-16

HOME OVERTIME RECORD: 13-11

ROAD OVERTIME RECORD: 8-5

PLAYOFF SCORING

PLAYER	GP	G	A	PTS	PIMS
1. Mario Lemieux	107	76	96	172	87
2. Jaromir Jagr	140	65	82	147	121
3. Kevin Stevens	103	46	60	106	170
4. Ron Francis	97	32	68	100	67
5. SIDNEY CROSBY	62	30	52	82	36
6. EVGENI MALKIN	62	29	44	73	89
7. Larry Murphy	74	15	57	72	73
8. Martin Straka	65	19	27	46	30
9. SERGEI GONCHAR	60	7	37	44	26
10. Mark Recchi	29	10	28	38	33
11. Rick Tocchet	32	15	22	37	68
12. Joe Mullen	62	16	15	31	20
13. MAXIME TALBOT	59	13	16	29	73
14. Alexei Kovalev	39	11	17	28	40
15. Marian Hossa	20	12	14	26	12
16. Paul Coffey	23	4	22	26	37
17. CHRIS KUNITZ	37	5	20	25	27
18. Phil Bourque	56	13	12	25	107
19. JORDAN STAAL	60	16	8	24	30
20. BILL GUERIN	35	11	13	24	17
21. Jan Hrdina	40	10	14	24	22
22. Petr Nedved	23	11	12	23	28
23. KRIS LETANG	52	9	13	22	44
24. Troy Loney	66	8	14	22	97
25. Rick Kehoe	37	4	17	21	2
26. Rob Brown	41	9	10	19	34
27. Robert Lang	45	7	12	19	6
28. Jean Pronovost	29	9	9	18	12
29. Shawn McEachern	48	6	11	17	24
30. Ryan Malone	25	6	10	16	25
31. Ulf Samuelsson	66	4	12	16	123
32. PASCAL DUPUIS	49	4	11	15	30
33. Sergei Zubov	18	1	14	15	26
34. George Ferguson	22	4	11	15	13
35. R. FEDOTENKO	32	7	7	14	8
36. Rod Schutt	22	8	6	14	26
37. Bryan Trottier	46	7	7	14	57
38. Randy Carlyle	22	6	8	14	41
39. Ron Schock	29	2	12	14	23
40. MATT COOKE	37	5	8	13	44
41. TYLER KENNEDY	58	5	8	13	19
42. Bob Errey	49	9	4	13	51
43. Ron Stackhouse	32	5	8	13	38
44. Jiri Slegr	29	3	10	13	33

PLAYER	GP	G	A	PTS	PIMS
45. Tomas Sandstrom	36	7	5	12	50
46. Paul Stanton	44	2	10	12	66
47. Luc Robitaille	12	7	4	11	26
48. Gregg Sheppard	17	4	7	11	2
49. John Cullen	20	3	8	11	36
50. Jock Callander	22	3	8	11	12
51. Pierre Larouche	15	2	9	11	2
52. MARK EATON	42	4	6	10	14
53. ALEX GOLIGOSKI	15	2	8	10	2
54. Lowell MacDonald	15	6	4	10	8
55. Petr Sykora	27	6	4	10	16
56. Janne Laukkanen	29	4	6	10	24
57. Andrew Ference	18	3	7	10	16
58. J.J. Daigneault	17	1	9	10	36
59. Dan Quinn	11	6	3	9	10
60. Bob Kelly	15	6	3	9	23
61. Bryan Smolinski	18	5	4	9	10
62. Aleksey Morozov	39	4	5	9	8
63. Kip Miller	13	2	7	9	19
64. Dave Roche	16	2	7	9	51
65. Colin Campbell	19	2	7	9	51
66. Zarley Zalapski	11	1	8	9	13
67. CRAIG ADAMS	37	5	3	8	31
68. BROOKS ORPIK	62	0	8	8	60
69. Michel Briere	10	5	3	8	17
70. Mike Bullard	9	4	4	8	4
71. Gary Roberts	16	4	4	8	34
72. Syl Apps	19	4	4	8	23
73. Kevin Hatcher	24	4	4	8	20
74. German Titov	11	3	5	8	4
75. Randy Cunneynworth	11	3	5	8	26
76. Greg Malone	18	3	5	8	32
77. Glen Murray	18	2	6	8	10
78. Ryan Whitney	25	2	6	8	31
79. Peter Taglianetti	39	1	7	8	83
80. Rob Scuderi	49	1	7	8	10
81. Peter Lee	19	0	8	8	4
82. Chris Tamer	37	0	8	8	52
83. Ken Schinkel	13	6	1	7	4
84. Vic Hadfield	10	5	2	7	11
85. Mark Johnson	10	4	3	7	6
86. Stu Barnes	11	3	4	7	2
87. Paul Gardner	10	2	5	7	10
88. Dean Prentice	12	2	5	7	8

PITTSBURGH PENGUINS PLAYOFF SCORING

PLAYER	GP	G	A	PTS	PIMS	PLAYER	GP	G	A	PTS	PIMS
89. Scott Young	17	1	6	7	2	135. Dunc McCallum	10	1	2	3	12
90. Ian Moran	61	1	6	7	20	136. Bob Woytowich	10	1	2	3	2
91. Kjell Samuelsson	44	0	7	7	72	137. Georges Laraque	17	1	2	3	4
92. Tom Barrasso	101	0	7	7	36	138. Jason Woolley	5	0	3	3	0
93. Gary McAdam	12	3	3	6	9	139. Greg Hotham	5	0	3	3	6
94. Chuck Arnason	9	2	4	6	4	140. Jim Morrison	8	0	3	3	10
95. Jiri Hrdina	35	2	4	6	22	141. Russ Anderson	10	0	3	3	28
96. Miroslav Satan	17	1	5	6	11	142. Bryan Hextall	14	0	3	3	43
97. Mike Ramsey	13	0	6	6	4	143. Bob Boughner	29	0	3	3	37
98. A. PONIKAROVSKY	11	1	4	5	4	144. Hal Gill	44	0	3	3	18
99. Orest Kindrachuk	7	4	1	5	7	145. Mike Needham	14	2	0	2	4
100. Jeff Daniels	12	3	2	5	0	146. Stan Gilbertson	3	1	1	2	2
101. Kevin Miller	18	3	2	5	8	147. Nick Libbett	5	1	1	2	0
102. Tyler Wright	30	3	2	5	40	148. Rick MacLeish	5	1	1	2	0
103. Ross Lonsberry	17	2	3	5	13	149. Kevin McClelland	5	1	1	2	5
104. Norm Maciver	12	1	4	5	8	150. Bob Stewart	5	1	1	2	2
105. Dave Tippett	12	1	4	5	14	151. Dave Michayluk	7	1	1	2	0
106. Jim Paek	27	1	4	5	8	152. Pat Price	10	1	1	2	49
107. Gord Roberts	43	1	4	5	95	153. Brad Lauer	12	1	1	2	4
108. Tom Bladon	8	0	5	5	2	154. Grant Jennings	38	1	1	2	38
109. Jim Johnson	11	0	5	5	44	155. Darryl Edestrand	4	0	2	2	0
110. Josef Beranek	29	0	5	5	8	156. Greg Polis	4	0	2	2	0
111. Pat Boutette	5	3	1	4	8	157. Michel Ouellet	5	0	2	2	6
112. Nick Harbaruk	14	3	1	4	20	158. Glen Sather	10	0	2	2	17
113. Adam Hall	17	3	1	4	8	159. Gord Dineen	11	0	2	2	8
114. Mario Faubert	10	2	2	4	6	160. Val Fonteyne	14	0	2	2	2
115. Duane Rupp	10	2	2	4	8	161. Matthew Barnaby	24	0	2	2	64
116. Darius Kasparaitis	38	2	2	4	50	162. MARK LETESTU	4	0	1	1	0
117. Philippe Boucher	9	1	3	4	4	163. John Slaney	2	1	0	1	2
118. Wayne Primeau	18	1	3	4	2	164. Len Barrie	4	1	0	1	8
119. Dave Burrows	20	1	3	4	16	165. Greg Johnson	5	1	0	1	2
120. Joe Dziedzic	21	1	3	4	23	166. Peter Laframboise	9	1	0	1	0
121. Francois Leroux	33	1	3	4	34	167. Pat Falloon	10	1	0	1	2
122. Keith McCreary	11	0	4	4	6	168. Greg Andrusak	12	1	0	1	6
123. Fredrik Olausson	11	0	4	4	2	169. Bobby Dollas	13	1	0	1	6
124. Bob Leiter	4	3	0	3	0	170. Dan Kesa	13	1	0	1	0
125. Jim Hamilton	6	3	0	3	0	171. Randy Gilhen	16	1	0	1	14
126. Eddie Olczyk	11	3	0	3	16	172. Pete Mahovlich	2	0	1	1	0
127. Andre St. Laurent	5	2	1	3	8	173. Don Awrey	3	0	1	1	0
128. Blair Chapman	10	2	1	3	9	174. Wayne Bianchin	3	0	1	1	6
129. Troy Murray	12	2	1	3	12	175. Jacques Cossette	3	0	1	1	4
130. Brad Werenka	19	2	1	3	14	176. Dave McLlwain	3	0	1	1	0
131. Rene Corbet	24	2	1	3	21	177. Ed Van Impe	3	0	1	1	2
132. Jarkko Ruutu	25	2	1	3	36	178. Tim Horton	4	0	1	1	2
133. Chris Joseph	25	2	1	3	20	179. Al McDonough	4	0	1	1	0
134. Wally Boyer	10	1	2	3	0	180. Eddie Shack	4	0	1	1	15

PITTSBURGH PENGUINS PLAYOFF SCORING

PLAYER	GP	G	A	PTS	PIMS	PLAYER	GP	G	A	PTS	PIMS
181. Colby Armstrong	5	0	1	1	11	227. Bob Simpson	2	0	0	0	0
182. Frank Pietrangelo	5	0	1	1	2	228. Lex Hudson	2	0	0	0	0
183. Gary Rissling	5	0	1	1	4	229. Craig Muni	3	0	0	0	0
184. Greg Brown	6	0	1	1	4	230. Larry Bignell	3	0	0	0	2
185. Barry Wilkins	6	0	1	1	4	231. Brian Bonin	3	0	0	0	0
186. Marc Chorney	7	0	1	1	2	232. Randy Boyd	3	0	0	0	11
187. Bob Paradise	7	0	1	1	17	233. Kim Clackson	3	0	0	0	37
188. Bob McManama	8	0	1	1	6	234. Corey Foster	3	0	0	0	4
189. Dennis Owchar	8	0	1	1	6	235. Al Smith	3	0	0	0	0
190. Dave Hannan	8	0	1	1	4	236. Simon Nolet	3	0	0	0	0
191. Paul Baxter	10	0	1	1	42	237. Ronald Petrovicky	3	0	0	0	2
192. Tracy Pratt	10	0	1	1	51	238. Michel Plasse	3	0	0	0	0
193. Alex Hicks	11	0	1	1	4	239. Stefan Bergvist	4	0	0	0	2
194. Marc Bergevin	12	0	1	1	2	240. Steve Cardwell	4	0	0	0	2
195. Dmitri Mironov	15	0	1	1	10	241. Erik Christensen	4	0	0	0	6
196. Randy Hillier	17	0	1	1	73	242. Kim Davis	4	0	0	0	0
197. Neil Wilkinson	20	0	1	1	18	243. Pat Graham	4	0	0	0	2
198. Ken Wregget	26	0	1	1	9	244. Richard Park	4	0	0	0	2
199. Hans Jonsson	27	0	1	1	14	245. Jim Rutherford	4	0	0	0	0
200. CHRIS CONNER	1	0	0	0	0	246. Mike Stapleton	4	0	0	0	0
201. BRENT JOHNSON	1	0	0	0	0	247. Dale Tallon	4	0	0	0	4
202. JAY McKEE	5	0	0	0	2	248. Michel Dion	5	0	0	0	0
203. JORDAN LEOPOLD	8	0	0	0	2	249. Rusty Fitzgerald	5	0	0	0	4
204. MIKE RUPP	11	0	0	0	8	250. Pat Hughes	5	0	0	0	21
205. M-A FLEURY	62	0	0	0	4	251. Dan LaCouture	5	0	0	0	2
206. Jean-Sebastien Aubin	1	0	0	0	0	252. Josef Melichar	5	0	0	0	2
207. Drake Berehowsky	1	0	0	0	0	253. Krzysztof Oliwa	5	0	0	0	16
208. Larry DePalma	1	0	0	0	0	254. Sean Pronger	5	0	0	0	4
209. Steve Dykstra	1	0	0	0	2	255. Doug Brown	6	0	0	0	2
210. Nils Ekman	1	0	0	0	0	256. Les Binkley	7	0	0	0	0
211. Maxim Galanov	1	0	0	0	0	257. Bob Blackburn	7	0	0	0	4
212. Mathieu Garon	1	0	0	0	0	258. Martin Sonnenberg	7	0	0	0	0
213. Steve Gatzos	1	0	0	0	0	259. Milan Kraft	8	0	0	0	2
214. Tuomas Gronman	1	0	0	0	0	260. Jim McKenzie	8	0	0	0	4
215. Greg Hawgood	1	0	0	0	0	261. Alek Stojanov	9	0	0	0	19
216. Victor Ignatjev	1	0	0	0	2	262. Rod Buskas	10	0	0	0	23
217. Andreas Johansson	1	0	0	0	0	263. Dennis Herron	10	0	0	0	5
218. Paul Marshall	1	0	0	0	0	264. Greg Millen	10	0	0	0	0
219. Peter Skudra	1	0	0	0	0	265. Peter Popovic	10	0	0	0	10
220. Jocelyn Thibault	1	0	0	0	0	266. Mike Hudson	11	0	0	0	6
221. Wendell Young	1	0	0	0	0	267. Ron Tugnutt	11	0	0	0	2
222. Richard Zemlak	1	0	0	0	10	268. Lew Morrison	13	0	0	0	0
223. Mike Corrigan	2	0	0	0	0	269. Jay Caufield	14	0	0	0	30
224. Chris Dahlquist	2	0	0	0	0	270. Bryan Watson	14	0	0	0	38
225. Todd Hlushko	2	0	0	0	0	271. Johan Hedberg	18	0	0	0	0
226. Michal Rozsival	2	0	0	0	4						
						BENCH					34

TEAM SCORING

SERIES

MOST GOALS - BOTH TEAMS

2-Game Series	15	1975	Pgh 9 - StL 6
3-Game Series	23	1977	Tor 13 - Pgh 10
4-Game Series	30	1989	Pgh 19 - NYR 11
5-Game Series	41	1981	Pgh 21 - StL 20
6-Game Series	45	1991	Pgh 27 - Bos 18
7-Game Series	55	1989	Phi 31 - Pgh 24
	55	1995	Pgh 29 - Wsh 26

MOST GOALS - PITTSBURGH

2-Game Series	9	1975	vs. St. Louis
3-Game Series	10	1977	vs. Toronto
4-Game Series	20	2009	vs. Carolina
5-Game Series	23	1993	vs. New Jersey
6-Game Series	28	1991	vs. Minnesota
7-Game Series	29	1995	vs. Washington

MOST GOALS - OPPONENTS

2-Game Series	6	1975	by St. Louis
3-Game Series	13	1977	by Toronto
4-Game Series	16	1979	by Boston
5-Game Series	22	1982	by NY Islanders
6-Game Series	20	1994	by Washington
7-Game Series	31	1989	by Philadelphia

FEWEST GOALS - BOTH TEAMS

2-Game Series	15	1975	Pgh 9 - StL 6
3-Game Series	11	1976	Tor 8 - Pgh 3
4-Game Series	19	1970	Pgh 13 - Oak 6
5-Game Series	24	2001	NJ 17 - Pgh 7
6-Game Series	24	2001	Pgh 14 - Wsh 10
7-Game Series	31	2009	Pgh 14 - Det 17

FEWEST GOALS - PITTSBURGH

2-Game Series	9	1975	vs. St. Louis
3-Game Series	3	1976	vs. Toronto
4-Game Series	7	1979	vs. Boston
5-Game Series	7	2001	vs. New Jersey
6-Game Series	10	1970	vs. St. Louis
7-Game Series	14	2009	vs. Detroit

FEWEST GOALS - OPPONENTS

2-Game Series	6	1975	St. Louis
3-Game Series	8	1976	Toronto
4-Game Series	5	2008	Ottawa
5-Game Series	8	2000	Washington
6-Game Series	10	2001	Washington
7-Game Series	17	2001	Buffalo
		2009	Detroit

MOST POWER-PLAY GOALS

Pittsburgh	11	1992	vs. Washington
Opponents	9	1989	Philadelphia
Both Teams	19	1989	Pgh 10 - Phi 9

MOST POWER-PLAY CHANCES

Pittsburgh	42	1989	vs. Philadelphia
	42	1995	vs. Washington
Opponents	44	1995	Washington
Both Teams	86	1995	Wsh 44 - Pgh 42

MOST PENALTIES

Pittsburgh	85	1989	vs. Philadelphia
Opponents	95	1989	Philadelphia
Both Teams	180	1989	Phi 95 - Pgh 85

FEWEST PENALTIES

Pittsburgh	9	1975	vs. St. Louis
Opponents	14	2009	vs. Detroit
Both Teams	24	1975	StL 15 - Pgh 9

MOST PENALTY MINUTES

Pittsburgh	242	1989	vs. Philadelphia
Opponents	270	1989	Philadelphia
Both Teams	512	1989	Phi 270 - Pgh 242

FEWEST PENALTY MINUTES

Pittsburgh	18	1975	vs. St. Louis
Opponents	30	2001	by New Jersey
Both Teams	61	1976	Tor 36 - Pgh 25

PITTSBURGH PENGUINS TEAM RECORDS

GAME

LARGEST MARGIN OF VICTORY

Home	7	4/20/93, 7-0 vs. New Jersey
Road	8	5/25/91, 8-0 at Minnesota

LARGEST MARGIN OF DEFEAT

Home	5	5/19/01, 5-0 vs. New Jersey
	5	4/25/92, 7-2 vs. Washington
	5	4/13/80, 8-3 vs. Boston
Road	7	4/7/82, 8-1 at NY Islanders

MOST GOALS

Both Teams, Home	17	4/25/89, 10-7 win vs. PHI
Both Teams, Road	12	5/12/93, 7-5 loss at NYI
Pittsburgh, Home	10	4/25/89, 10-7 win vs. PHI
Pittsburgh, Road	8	5/25/91, 8-0 win vs. MIN
Opponent, Home	8	4/13/80, 8-3 loss vs. BOS
Opponent, Road	8	4/7/82, 8-1 loss at NYI

MOST POWER-PLAY GOALS

For	4	4/30/10 vs. Montreal 4/29/92 vs. Washington
Against	3	Eight Times, Last 6/6/09 at Detroit
Both Teams	5	4/30/10, Pgh 4 - Mon 1 4/18/01, Pgh 2 - Wsh 3 4/29/92, Pgh 4 - Wsh 1 4/23/92, Pgh 3 - Wsh 2 4/19/91, Pgh 2 - Wsh 3

MOST POWER-PLAY CHANCES

For	12	4/23/92 vs. Washington
Against	11	4/23/92 vs. Washington
Both Teams	23	Pgh 12 - Wsh 11

MOST SHORTHANDED GOALS

For	2	4/23/97 vs. Philadelphia
Against	2	Five Times, Last 4/26/97 at Philadelphia

MOST SHOTS

Pittsburgh, Regulation	53	4/11/08 vs. Ottawa
Pittsburgh, Overtime	65	4/24/96 at Washington
Opponent, Regulation	61	5/4/96 at Florida
Opponent, Overtime	72	5/4/00 vs. Philadelphia

MOST SAVES

Pittsburgh, Regulation	56	5/24/96 at Florida
Pittsburgh, Overtime	70	5/4/00 vs. Philadelphia
Opponent, Regulation	49	4/26/70 by St. Louis
Opponent, Overtime	61	4/24/96 by Washington

FEWEST SHOTS

Pittsburgh	13	5/4/99 at New Jersey
Opponent	16	4/23/70 by St. Louis

FEWEST SAVES

Pittsburgh	14	4/23/70 vs. St. Louis
Opponent	9	5/4/95 at New Jersey

MOST PENALTIES

Both Teams, Home	48	4/6/89, Pgh 25 - NYR 23
Both Teams, Road	37	4/29/00, Pgh 15 - Phi 22
Pittsburgh	25	4/6/89 vs. NY Rangers
Opponent	23	4/6/89 by NY Rangers

FEWEST PENALTIES

Both Teams, Home	5	5/17/01 Pgh 3 - NJ 3
Both Teams, Road	3	5/1/92 Pgh 2 - Wsh 1
Pittsburgh	0	5/13/09 at Washington
Opponents	1	5/22/01 by New Jersey 5/4/99 by New Jersey 5/1/92 by Washington

MOST PENALTY MINUTES

Both Teams, Home	125	4/25/89 Phi 79 - Pgh 46
Both Teams, Road	154	4/29/00 Phi 104 - Pgh 50
Pittsburgh	83	4/19/70 at St. Louis
Opponent	104	4/29/00 at Philadelphia

FEWEST PENALTY MINUTES

Both Teams, Home	10	5/17/01, Pgh 6 - NJ 4
Both Teams, Road	6	5/1/92, Pgh 4 Wsh 2
Pittsburgh	0	5/13/09 at Washington
Opponent	2	5/22/01 by New Jersey 5/4/99 at New Jersey

PITTSBURGH PENGUINS TEAM RECORDS

PERIOD

MOST GOALS

Both Teams, Home	7	4/6/89	Pgh 5 - NYR 2
		4/25/89	Pgh 6 - Phi 1
Both Teams, Road	8	4/20/10	Pgh 5 - Ott 3
		5/8/93	Pgh 4 - NYI - 4
Pittsburgh, Home	6	4/25/89	vs. Philadelphia
Pittsburgh, Road	5	4/20/10	at Ottawa
Opponent, Home	5	4/13/80	vs. Boston
Opponent, Road	4	4/8/82	at NY Islanders
		5/8/93	at NY Islanders

MOST SHOTS

Pittsburgh, Home	21	4/15/75	vs. NY Islanders
Pittsburgh, Road	20	5/7/96	at NY Rangers
Opponent, Home	28	4/21/97	vs. Philadelphia
Opponent, Road	23	5/24/96	at Florida

MOST SAVES

Pittsburgh	27	4/21/97	vs. Philadelphia
Opponent	21	4/15/75	by NY Islanders

FEWEST SAVES

Pittsburgh	1	4/21/01	vs. Washington
		4/19/94	vs. Washington
Opponent	1	6/12/09	at Detroit

FEWEST SHOTS

Pittsburgh	1	5/19/92	vs. Boston
		6/12/09	at Detroit
Opponent	1	4/21/01	by Washington
		4/19/94	by Washington

MOST PENALTIES

Both Teams, Home	24	4/6/89	vs. NY Rangers
Both Teams, Road	24	4/29/00	at Philadelphia
Pittsburgh	15	4/29/00	at Philadelphia
Opponent	22	4/29/00	at Philadelphia

MOST PENALTY MINUTES

Both Teams, Home	84	4/25/89	Phi 51 - Pgh 33
Both Teams, Road	128	4/29/00	Phi 92 - Pgh 36
Pittsburgh, Home	35	5/17/91	vs. Minnesota
Pittsburgh, Road	40	4/19/70	at St. Louis
Opponent, Home	51	4/25/89	vs. Philadelphia
Opponent, Road	92	4/29/00	at Philadelphia

FASTEST GOALS

BY ONE PENGUINS PLAYER

Two	0:11	4/17/96 vs. Washington	Petr Nedved
------------	------	------------------------	-------------

OVERALL BY PENGUINS

Two	0:07	4/13/80 vs. Boston	Ron Stackhouse and Rick Kehoe
Three	1:29	5/10/93 vs. NY Islanders	Mario Lemieux, Rick Tocchet and Larry Murphy
Four	4:52	4/5/89 vs. Philadelphia	Mario Lemieux (3) and Bob Errey

OVERALL BY OPPONENT

Two	0:25	4/24/75 at NY Islanders	Ed Westfall and Garry Howatt (both ENG)
------------	------	-------------------------	---

AT START OF GAME

by Penguins	0:15	4/8/81 at St. Louis	Greg Malone
by Opponent	0:14	4/26/97 at Philadelphia	Eric Lindros

AT START OF PERIOD OTHER THAN FIRST

by Pittsburgh	0:12	4/14/08 at Ottawa	Sidney Crosby
by Opponent	0:06*	4/25/89 vs. Philadelphia	Pelle Eklund

*NHL record

TEAM LEADERS

SHUTOUTS

FOR PITTSBURGH				
GOALTENDER	DATE	OPPONENT	SCORE	SAVES
Michel Plasse	4/8/76	vs. Toronto	2-0	21
Frank Pietrangelo	4/15/91	vs. New Jersey	4-0	27
Tom Barrasso	4/25/91	at Minnesota	8-0	39
Tom Barrasso	5/30/92	at Chicago	1-0	27
Tom Barrasso	4/20/93	vs. New Jersey	7-0	36
Tom Barrasso	5/4/93	vs. NY Islanders	3-0	26
Ken Wregget	5/18/95	vs. Washington	3-0	33
Tom Barrasso	5/28/96	vs. Florida	3-0	28
Tom Barrasso	5/7/99	at Toronto	2-0	20
Ron Tugnutt	4/13/00	at Washington	7-0	32
Ron Tugnutt	4/27/00	at Philadelphia	2-0	28
Johan Hedberg	4/16/01	vs. Washington	3-0	34
Johan Hedberg	4/26/01	at Buffalo	3-0	25
Marc-Andre Fleury	4/9/08	vs. Ottawa	4-0	26
Marc-Andre Fleury	4/27/08	vs. NY Rangers	2-0	26
Marc-Andre Fleury	5/18/08	vs. Philadelphia	6-0	21
Marc-Andre Fleury	5/4/10	at Montreal	2-0	18

FOR OPPONENTS				
GOALTENDER	DATE	OPPONENT	SCORE	SAVES
Jacques Plante	4/28/70	at St. Louis	5-0	21
Gary Smith	4/8/72	vs. Chicago	2-0	31
Glenn Resch	4/26/75	vs. NY Islanders	1-0	30
Wayne Thomas	4/9/76	at Toronto	4-0	26
Don Beaupre	4/21/94	at Washington	2-0	27
Andy Moog	5/3/98	at Montreal	3-0	21
Olaf Kolzig	4/12/01	at Washington	1-0	16
Martin Brodeur	5/17/01	vs. New Jersey	3-0	20
Martin Brodeur	5/19/01	vs. New Jersey	5-0	21
Ray Emery	4/19/07	at Ottawa	3-0	20
Henrik Lundqvist	5/1/08	at NY Rangers	3-0	29
Chris Osgood	5/24/08	at Detroit	4-0	19
Chris Osgood	5/26/08	at Detroit	3-0	22
Martin Biron	4/23/09	vs. Philadelphia	3-0	28
Chris Osgood	6/6/09	at Detroit	5-0	22

HAT TRICKS

FOR PITTSBURGH			
GOALTENDER	DATE	OPPONENT	GOALTENDER(S)
Ken Schinkel	4/11/70	at Oakland	Gary Smith
Mario Lemieux#	4/25/89	vs. Philadelphia	Ron Hextall
Mario Lemieux	4/23/92	vs. Washington	Don Beaupre
Ron Francis	5/9/92	vs. NY Rangers	Mike Richter/John Vanbiesbrouck (2)
Kevin Stevens*	5/21/92	at Boston	Andy Moog
Mario Lemieux	5/11/96	vs. NY Rangers	Mike Richter
Jaromir Jagr	5/11/96	vs. NY Rangers	Mike Richter
Martin Straka	4/25/99	at New Jersey	Martin Brodeur
Sidney Crosby	5/4/09	at Washington	Semyon Varlamov
Evgeni Malkin	5/21/09	vs. Carolina	Cam Ward

FOR OPPONENTS			
PLAYER	DATE	OPPONENT	GOALTENDER(S)
Dino Ciccarelli	4/25/92	vs. Washington	Tom Barrasso/ Ken Wregget (2)
Dirk Graham	5/30/92	at Chicago	Tom Barrasso
Andy Delmore	5/7/00	at Philadelphia	Ron Tugnutt (2)/ Peter Skudra
Alex Ovechkin	5/4/09	at Washington	Marc-Andre Fleury

*Four goals #Five Goals, NHL record

PENALTY SHOTS

FOR PITTSBURGH				
PLAYER	DATE	OPPONENT	GOALTENDER(S)	RESULT
Jaromir Jagr	5/11/92	vs. NY Rangers	John Vanbiesbrouck	GOAL
Shawn McEachern	5/13/92	vs. NY Rangers	John Vanbiesbrouck	No Goal
Aleksey Morozov	4/23/98	vs. Montreal	Andy Moog	No Goal
Martin Straka	5/2/01	vs. Buffalo	Dominik Hasek	No Goal
Evgeni Malkin	5/1/08	at NY Rangers	Henrik Lundqvist	No Goal
FOR OPPONENTS				
PLAYER	DATE	OPPONENT	GOALTENDER(S)	RESULT
Michal Pivonka	5/10/95	at Washington	Tom Barrasso	No Goal
Joe Juneau	4/24/96	at Washington	Ken Wregget	No Goal

OPPONENT PLAYOFF LEADERS

SCORING LEADERS

PLAYER	TEAM(S)	GP	G	A	PTS	PIM
Peter Bondra	Washington	39	19	12	31	8
Michal Pivonka	Washington	31	8	18	26	60
Calle Johansson	Washington	35	8	18	26	14
Dale Hunter	Washington	27	7	17	24	87
Joe Juneau	Washington	18	5	17	22	14
Ray Bourque	Boston	14	4	14	18	29
Mike Ridley	Washington	18	3	15	18	4
Dimitri Khristich	Washington	25	6	10	16	25
Tim Kerr	Phil./NY Rangers	11	1	15	16	2
Brian Leetch	NY Rangers	15	4	12	16	6

GOALTENDING LEADERS

PLAYER	TEAM(S)	GP	MP	GA	SO	GAA	W-L
Carey Price	Montreal	1	14	0	0	0.00	0-0
Glenn Resch	NY Islanders	4	240	4	1	1.00	4-0
Jacques Plante	St. Louis	3	180	4	1	1.33	2-1
Chris Osgood	Detroit	13	767	23	3	1.80	7-6
Brian Boucher	Philadelphia	6	463	14	0	1.80	4-2
Wayne Thomas	Toronto	5	300	9	1	1.80	3-2
Martin Brodeur	New Jersey	17	1042	33	2	1.90	11-6
Ray Emery	Ottawa	5	299	10	1	2.01	4-1
Curtis Joseph	Toronto	6	363	13	0	2.15	4-2
Gerry Cheevers	Boston	9	540	20	0	2.22	7-2
Dominik Hasek	Chicago/Buffalo	7	453	17	0	2.25	3-4
Olaf Kolzig	Washington	18	1044	42	1	2.41	6-11
Gary Smith	Oakland/Chicago	5	308	13	1	2.53	1-4
Jaroslav Halak	Montreal	7	403	17	0	2.53	4-3
Henrik Lundqvist	NY Rangers	5	303	14	1	2.78	1-4
Pascal Leclaire	Ottawa	3	211	10	0	2.84	1-2
Martin Biron	Philadelphia	11	673	34	1	3.03	3-8
Jose Theodore	Washington	1	38	2	0	3.16	0-0
Martin Gerber	Ottawa	4	239	14	0	3.51	0-4
Semyon Varlamov	Washington	7	400	25	0	3.75	3-4
Brian Elliott	Ottawa	4	203	14	0	4.14	1-2
Cam Ward	Carolina	4	237	17	0	4.30	0-4

